

IGI

Holdings

IGI Holdings Limited

NURTURING GROWTH

Annual Report 2024





INTRODUCTION

As we reflect on another year of progress, IGI Holdings Limited remains steadfast in its commitment to nurturing growth—both as a Group and the communities we serve.

Rooted in resilience and driven by innovation, IGI has continued to expand its horizons, fostering sustainable development, strengthening stakeholder relationships, and embracing emerging opportunities. Our journey is defined by a vision to create long-term value, ensuring that our growth is not just measured in financial success but also in the positive impact we make. This report highlights our dedication to excellence, adaptability, and responsible leadership as we cultivate a future of lasting prosperity.



CONTENTS

05	Vision & Mission	40	Directors' Report to the Shareholders
06	Organizational Structure	44	Gender Pay Gap Statement
07	Group Structure	46	Statement of Compliance with the Listed Companies (Code of Corporate Governance) Regulations, 2019
12	Credit Rating	48	Review Report to the Members on Statement of Compliance with the Listed Companies (Code of Corporate Governance) Regulations, 2019
13	Company Information	50	Auditor's Report to the Members
14	Code of Conduct	54	Unconsolidated Statement of Financial Position
18	Corporate Sustainability at IGI	55	Unconsolidated Statement of Profit or Loss
20	Board of Directors	56	Unconsolidated Statement of Profit or Loss and Other Comprehensive Income
22	Key Financial Data	57	Unconsolidated Statement of Changes in Equity
25	Risk Management Policy		
26	Board Committees		
28	Shareholders' Information		
37	Corporate Calendar		
38	Chairman's Review		



58	Unconsolidated Statement of Cash Flows	187	Notice of Annual General Meeting
59	Notes to and Forming Part of the Unconsolidated Financial Statements	191	Form of Proxy
83	Directors' Report to the Shareholders on Consolidated Financial Statements	193	Request for Annual Report and Notices Through Post
85	Auditor's Report on the Consolidated Financial Statements	195	Electronic Credit Mandate Form
90	Consolidated Statement of Financial Position	197	Electronic Credit Mandate Form (Urdu)
91	Consolidated Statement of Profit or Loss	199	Request for Annual Report and Notices Through Post (Urdu)
92	Consolidated Statement of Profit or Loss and Other Comprehensive Income	201	Form of Proxy (Urdu)
93	Consolidated Statement of Changes in Equity	205	Notice of Annual General Meeting (Urdu)
94	Consolidated Statement of Cash Flows	207	Consolidated Director's Report (Urdu)
95	Notes to and Forming Part of the Consolidated Financial Statements	213	Directors' Report to the Shareholders (Urdu)
		214	Chairman's Review (Urdu)





VISION

IGI Holdings Limited is a Company built on a culture of ethics, transparency and professionalism.

MISSION

Shareholders:

Consistently delivering above market average return on capital.

Employees:

Providing the environment necessary to be employer of choice.

Community:

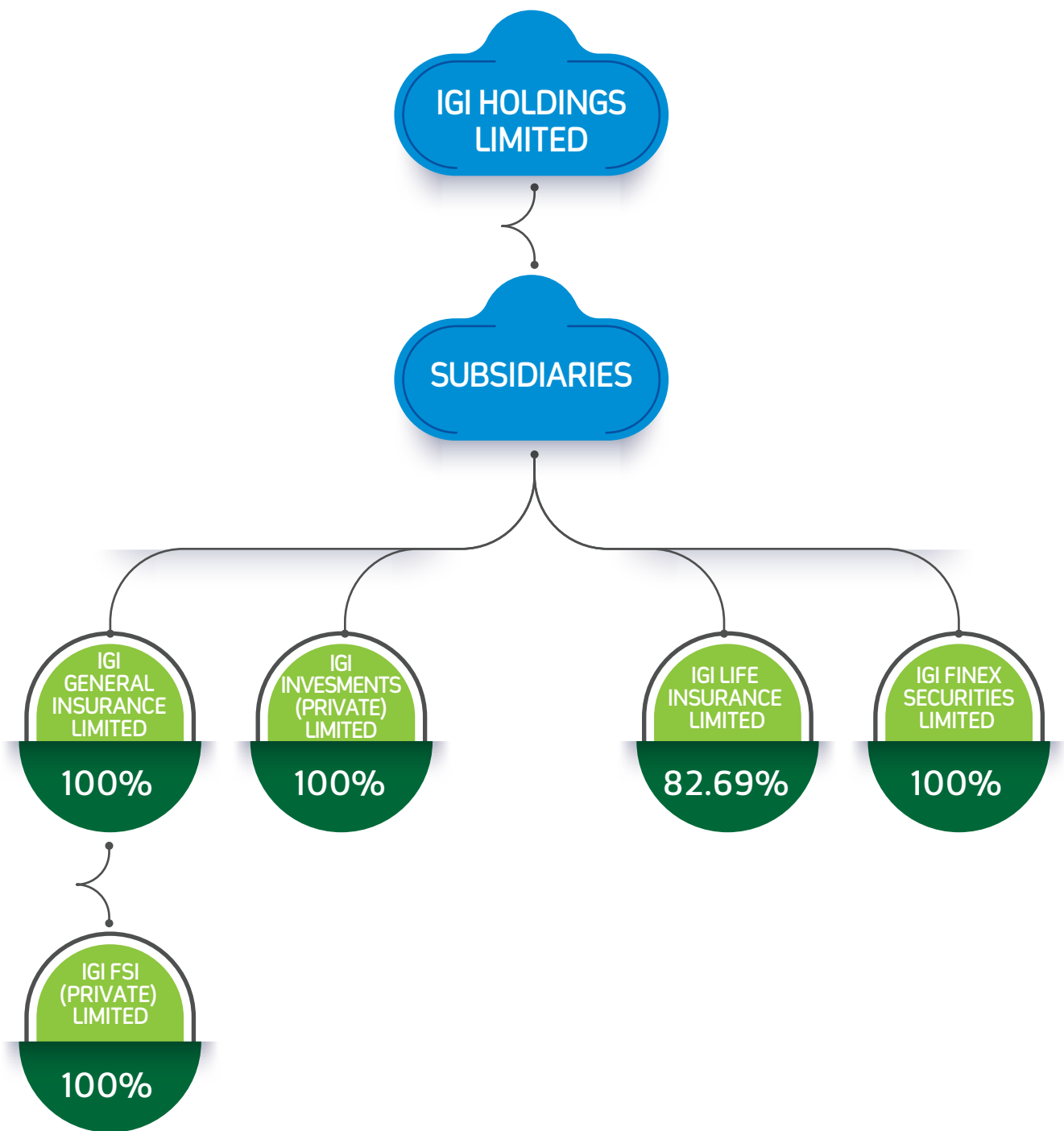
Compliance with the highest ethical and moral standards.

ORGANIZATIONAL STRUCTURE



*Internal Audit is managed by Group Internal Audit team

GROUP STRUCTURE



IGI

Holdings | Insurance | Investments
Securities | Life *Vitality*

**Insurance, Protection and Financial
Planning all under one reep**



IGI
General | Takaful

**Explore the World
with Peace of Mind**
IGI General Travel Insurance

MORE INFO
☎ + (92) - 111-308-308
✉ contactcenter@igi.com.pk

A Pakistan Group Company

IGI
General | Takaful

**Secure Your Cargo,
Secure Your Voyage**
with IGI General Marine Insurance

MORE INFO
☎ + (92) - 111-308-308
✉ contactcenter@igi.com.pk

A Pakistan Group Company

IGI **Vitality**
General | Takaful Drive

IGI VITALITY DRIVE

WIN WEEKLY REWARDS

EARN REWARDS FOR GOOD DRIVING

IGI **Vitality**
General | Takaful Drive

**HOW DOES
IGI VITALITY DRIVE
WORK?**

- ✓ SIGN UP FOR IGI VITALITY DRIVE
- ✓ ACTIVATE VITALITY DRIVE
- ✓ DRIVE WELL
- ✓ GET REWARDED





Fly Higher, Live Healthier
with IGI Life Vitality and Emirates

IGI Life Vitality Platinum members can now enjoy exclusive discounts on Emirates flight tickets and save up to 30% by booking exclusively through Edge Solutions.

Download the IGI Life Vitality app now and start your journey.

www.igilife.com.pk






A PROUD WIN FOR IGI Life Vitality!

We're honored to be recognized once again with the Best Innovative Product in Life Insurance - Vitality at the Consumer Choice Awards.





Be a role model:
participate in activities like fun runs or family walks.

(021) 111-111-711
or visit www.igilife.com.pk






Manage Your Life Insurance with Ease
introducing the IGI Life Customer Solutions App!

YOUR ULTIMATE CUSTOMER SERVICE SOLUTION!

LIVE LIFE WITH VITALITY,
SECURE YOUR LOVED-ONES FUTURE NOW.

Download the IGI Life Customer Solutions App today and take control of your insurance needs!




(021) 111-111-711
or visit www.igilife.com.pk




INVEST TODAY AND LOCK YOUR FUTURE WITH IGI SECURITIES

Trusted by Investors for **30** years

- Equity Brokerage
- iTrade
- Commodity Brokerage
- Investment Banking
- Research



 www.igisecurities.com.pk

 [/company/igi](https://www.linkedin.com/company/igi)

 [/igisec](https://twitter.com/igisec)



A Packages Group Company

CREDIT RATING (PACRA)

AA
LONG TERM

A1+
SHORT TERM

Rating Type	Rating	Rating Comments
Long Term	AA (Double A)	Very high credit rating. AA Rating denotes a very low expectation of credit risk. This indicates very strong capacity for timely payment of financial commitments. This capacity is not significantly vulnerable to foreseeable events.
Short Term	A1+ (A One Plus)	Obligations supported by the highest capacity for timely repayment.

COMPANY INFORMATION

Board of Directors

Syed Babar Ali (Chairman)
Syed Hyder Ali (Chief Executive Officer)
Mr. Shamim Ahmad Khan
Syed Yawar Ali
Syed Shahid Ali Shah
Mr. Ali Ahsan
Ms. Saima Amin Khawaja

Chief Executive Officer

Syed Hyder Ali

Chief Financial Officer

Syed Awais Amjad

Company Secretary

Ms. Saniya Saeed Khan

Head of Internal Audit

Mr. Feroze Polani

Audit Committee

Mr. Ali Ahsan (Chairman)
Mr. Shamim Ahmad Khan
Syed Yawar Ali
Ms. Saniya Saeed Khan (Secretary)

Human Resources & Remuneration Committee

Ms. Saima Amin Khawaja (Chairperson)
Mr. Shamim Ahmad Khan
Syed Shahid Ali Shah
Syed Hyder Ali
Ms. Hadia Tariq (Secretary)

Bankers

Allied Bank Limited
Bank Al Habib Limited
Bank Alfalah Limited
Faysal Bank Limited
Habib Bank Limited
MCB Bank Limited
National Bank of Pakistan
Soneri Bank Limited
Standard Chartered Bank (Pakistan) Limited
Summit Bank Limited
State Bank of Pakistan
United Bank Limited

Auditors and Tax Advisor

A.F. Ferguson & Co.
Chartered Accountants

Legal Advisors

Access World Law Company
Altaf and Altaf Advocates.
Fazleghani Advocates
Haidermota & Co.
Hassan & Hassan Advocates
Jurists & Arbitrators Advocates & Consultants
Lexicon Law Firm
Mohsin Tayebaly & Co.
Mughees Law Associates
Orr, Dignam & Co.

Share Registrar

FAMCO Share Registration
Services (Pvt.) Limited
8-F, Next to Hotel Faran,
Nursery, Block-6, P.E.C.H.S
Shahrah-e-Faisal, Karachi.

Registered & Head Office

7th Floor, The Forum,
Suite Nos.701-713,
G-20, Block 9,
Khayaban-e-Jami, Clifton,
Karachi-75600, Pakistan
www.igiholdings.com.pk

Contact

UAN: 111-308-308
Fax: 92-21-35301706



CODE OF CONDUCT

IGI has built a reputation for conducting its business with integrity, in accordance with highest standards of ethical behavior and in compliance with the laws and regulations that govern our business. This reputation is among our most valuable assets and ultimately depends upon the individual actions of each of our employees.

IGI's Code of Conduct has been prepared to assist each of us in our efforts to not only maintain but enhance this reputation. It provides guidance for business conduct in number of areas and refers to more detailed corporate policies for further direction. The adherence of all employees to highest standards of integrity and ethical behavior is mandatory and benefits all stakeholders which includes customers, communities, shareholders and ourselves.

Care (Fairness and Consideration are integral to our culture) Environment, health and safety

We continually improve our environmental performance. To achieve continual improvements in our environmental performance, we need to understand the potential environmental impacts of all our operations and activities, set improvement targets, take the necessary steps to reach these targets and monitor our progress. It is important that everyone should understand their own roles and responsibilities with respect to environmental issues, in order to make the right decisions. All employees should promote resource conservation and minimize waste of paper and other resources.

Honesty (Truthfulness, integrity and trust form the backbone of all our activities)

Responsible business

- We comply with all applicable local, national and international laws, regulations and voluntary commitments wherever we do business.
- We conduct business transactions with the best interests of IGI and community in mind.
- We show zero tolerance for corrupt activities of any kind, either in our own operations or when we work with partners.
- We support free and fair competition by never becoming involved in price-fixing, market sharing or other anti-competitive practices.
- We take care of the Company's valuable property and safeguard confidential information.

- We communicate with our stakeholders in a clear manner.
- We listen to all our stakeholders and seek to engage with them constructively.

Ethics, transparency, fairness and professionalism

In conducting business, IGI is inspired by and complies with the principles of loyalty, fairness, transparency and efficiency. Any action, transaction and negotiation performed and generally, the conduct of all employees in the performance of their duties is inspired by the highest principles of fairness, completeness and transparency of information, clarity and truthfulness of all accounting documents, in compliance with the applicable laws in force and internal regulations. Bribes, illegitimate favors, request for personal benefits of oneself or others, either directly or through third parties, are prohibited without any exception.

Conflict of interest

IGI expects all employees to be free from actual or potential conflicts of interest. A conflict of interest occurs whenever the prospect of direct or indirect personal gain may influence or appear to influence an employee judgment or actions while conducting the business in which employee has a prime responsibility towards the Company and is expected to avoid activities or transactions that clash directly with the interest of the Company.

Confidentiality

Employees shall not keep or make copies of correspondence, documents, records, list of clients or customers without prior approval of the Head of Department. An employee shall not disclose or reveal any information on behalf of the Company to print or electronic media as well as any other information medium, unless he/she is authorized to do so.

Unpublished information may be disclosed to external organization or individual only on "need-to-know" basis upon explicit management approval.

Corruption

Taking or giving bribes is strictly prohibited in our Group Companies. We comply vigorously, with the relevant anti-bribery laws. It is also our policy to require all our stakeholders working for, or representing, any of the IGI Group Companies, in any capacity, including business partner, suppliers, vendors, consultants, financial advisers, agents, to comply with these laws and practices. It is also important to remember that offering or accepting gifts, hospitality, or

expense payments is prohibited if they are of unreasonably high value more than Rs. 5,000/- (this amount to be reviewed every year) or could inappropriately affect business transactions. Any gift or hospitality which is of greater value and can potentially impact the business dealings, should be immediately reported to supervisor, Head of internal audit and surrendered to HR for appropriate action.

Professional relationships

Every employee of IGI needs to maintain a professional relationship with suppliers, customers and other stakeholders. They need to ensure that IGI inculcates the value of professionalism among its employees. So, all employees working in IGI dealing directly with suppliers and customers need to make sure that professional relationship is prior to any personal interest of employee.

Being in business everyone has to ensure their professional commitment and reputation of the group.

Anti-Fraud policy

IGI is committed to the highest possible standards of openness, transparency and accountability in all its affairs. The intent is to promote a culture of honesty and opposition to fraud in all its forms. Fraud in all its forms is wrong and is unacceptable to the Group. All stakeholders must carry out their activities/business in such a way that it prevents fraud from occurring. All reported instances of fraud including the identity of those providing information will be kept confidential in order to conduct an appropriate, fair and thorough investigation. Group Internal Audit department is authorized to blacklist any vendor, service provider, customer, contractor, agency, distributor etc. who are convicted of fraud under this policy.

Responsibility for prevention and detection

All employees are responsible for prevention and detection of fraud, misappropriation and other irregularities.

Dealings in securities/shares and insider trading

IGI's employees shall not trade or pass on inside information at any time to any other person, inside or outside IGI. Inside information refers to the information about IGI, its business, or other companies with which IGI is doing business or negotiating, that is not generally known to the public, but would likely, if known generally, affect the price of a company's shares or influence a person's investment decisions.

IGI's employees shall not pass on inside information at any time to any other person or encourage another person to deal in shares of its listed group companies on the basis of such information, even if the employee does not gain directly from the arrangement.

IGI's employees should be aware of and comply with any local laws and regulations governing share dealings

Courage (We stand up for what we believe in)

IGI expects its employees to show courage in all their dealings and conduct by working with the highest professional and ethical standards.

Whistle blow

IGI is committed to highest standards of ethical, moral and legal business conduct. In line with this commitment and the Company's commitment to open communication, this policy aims to provide an avenue for employees to raise concerns with reassurance that they will be protected from reprisals or victimization for whistle blowing.

The types of issues which can be reported under this policy include but are not limited to:

- Breach of the Code of Conduct
- Corruption and bribery
- Harassment
- Misappropriation of financial data/reports
- Misuse of Company's assets
- Violation of applicable laws and regulations
- Actions raising safety, security, and environmental concerns
- Damage to Company's reputation or business and
- Disrespect and/or discrimination of employees on the basis of race, color, gender, ethnicity, age, nationality, ancestry, religion, physical/ mental disability or marital status.

Note: Complainants have the right to raise complaint anonymously but they are encouraged to include contact information which would be useful during investigation. Confidentiality and protection of complainant's identity would be ensured. Internal Audit Department may involve/ consult relevant departments for investigation of the complaint.

Complaint reporting and Investigation procedure

- Any employee, contractor or stakeholder who believes that he/ she has been a victim of discrimination, harassment, or becomes aware of any activity which is not in the best interests of the Company or breaches the Code of Conduct or law should immediately report the issue. Confidentiality of all complaints would be ensured and appropriate remedial action would be taken after thorough verification/ investigation of underlying facts and details.

- All personnel reporting must ensure confidentiality of the information and must not share or spread any unsubstantiated/ false claims. Spreading false claims could result in disciplinary action against such personnel.
- Whistle blowing complaints can be raised through communication means mentioned in the respective whistle blowing policy or by directly approaching the Head of Internal Audit of respective company or send email to respective company whistle blowing email address.

Respect (We treat people with respect and dignity)

Equal opportunity employer

IGI recognizes the value of striving for a balanced work force and is committed to the principles of equal opportunity, equality of treatment and creating a dynamic environment where diversity is valued as a source of enrichment and opportunity. All phases of the employment relationship – including recruitment, hiring, training, promotion, compensation, benefits, transfers, layoffs and leaves of absence will be carried out by all managers without regard to any race, color, religion, gender, age, ethnicity, national origin or disability.

Workplace harassment

We believe that it is the right of every employee at IGI to work in a dignified environment. To achieve this and to promote a harmonized work culture, we will provide equal opportunities for development and growth regardless of gender, race, color, creed or religion.

Email, computers and network security

All employees must follow the Group's policy to limit internet access to official business during work.

Activities that compromise network security are strictly forbidden. The disclosure of system IDs, passwords or information which can cause penetration into our network and security framework, is also not allowed. Employees shall not place Company's material (copyrighted software, internal correspondence, etc.) on any publicly accessible Internet computer without proper permission.

Protection of Company's assets and proprietary information

IGI physical and intangible assets, as well as its proprietary information are the key to the IGI success. They should be used only to achieve business goals and should be protected to preserve their value. Any use of Group Company's assets or proprietary information by any employee in other business or personal activities is forbidden.

All Group employees are responsible for the security and proper use of the Company's physical and intangible assets under their control and of third-party assets in their care.

Lead (We aspire to lead in everything)

Public activities and relationships with stakeholders

Agreements with all our stake holders working for IGI in any capacity including business partner, suppliers, vendors, financial adviser, agents or consultants shall clearly specify the services to be performed for the Company, the amount to be paid, and all other relevant terms and conditions. All payments and transactions shall be supported by documents.

Relationships and dealings with Government officials, external agencies, parties and individuals at all times should be such that the Company's integrity and its reputation shall not be damaged, if details of the relationships or dealings were to become public knowledge. Payment of any nature to government officials for any reason whatsoever is strictly prohibited. Furthermore, no employee of IGI shall support any political party or contribute to the funds of the groups whose activities are intended to promote any party interests.

Due care should be taken while discussing the Company's performances or plans with outsiders. Any employee having questions on how to comply with this requirement should seek guidance and advice from the respective supervisor.



CORPORATE SUSTAINABILITY AT IGI

IGI is conscious of its responsibility towards the society and the environment.

Since Corporate Social Responsibility (CSR) is a continuous process, we have strived to ensure sustainability for our stakeholders through numerous initiatives encompassing:

- Corporate Social Responsibility;
- Compliance; and
- Optimization of Resources.

Corporate Social Responsibility

IGI believes in giving the youth of Pakistan confidence, opportunities for learning and success. Our subsidiaries offer paid internships all around the year to students from diverse colleges and universities to apply their knowledge practically and gain hands on experience which can enable them to secure rewarding opportunities not only at IGI but in the external job market as well.

We take our contribution towards national economy seriously and always discharge our obligations in a transparent, accurate and timely manner.

Environmental Sustainability

Pollution reduction and waste management measures have been defined and are implemented to ensure that they have a minimal impact on our environment. Our waste management process is based on reduce, reuse, recycle and disposal philosophy.

IGI gives due care to energy conservation. All departments and employees of subsidiaries are conscious and implement power conservation measures, not only during, but after business hours as well.

IGI has been awarded diploma for compliance with the Green Office criteria by the World Wide Fund For Nature (WWF) and has substantially implemented Environmental Management Plan devised by WWF.

Business Sustainability

IGI has built a reputation for conducting business with integrity, in accordance with high standards of ethical behavior and in compliance with laws and regulations that govern our businesses. IGI carefully checks for compliance with the Code of Conduct by providing suitable information, prevention and control tools and ensuring transparency in all transactions and behaviors by taking creative measures as required.

BOARD OF DIRECTORS



Syed Babar Ali
(Chairman) Director
since 1954

Other Engagements

Ali Institute of Education
Babar Ali Foundation
Coca Cola Beverages
Pakistan Limited
Gurmani Foundation
Industrial Technical & Educational
Institute
National Management Foundation
Nestle Pakistan Limited
Hoechst Pakistan Limited
Syed Maratib Ali Religious &
Charitable Trust Society
Tetra Pak Pakistan Limited
Tri-Pack Films Limited
The Layton Rahmatulla Benevolent
Trust (LRBT)

Pro Chancellor

Lahore University of Management
Sciences (LUMS)

Honours

American Academy of Arts &
Sciences (Class of 2020)



Mr. Shamim Ahmad Khan
Director since 2000

Other Engagements

Attock Refinery Limited
Attock Cement
IGI General Insurance Limited
IGI Life Insurance Limited
Packages Foundation
Pakistan Oilfields Limited
National Refinery Limited
Sustainable Development Policy
Institute (Member Board of
Governors, SDPI)



Syed Yawar Ali
Director since 1999

Other Engagements

Dairy & Rural Development
Foundation
Fatima Jinnah Medical College.
IGI Investments (Pvt.) Limited
IGI Life Insurance Limited
Lahore Chamber of Commerce &
Industry
Lahore Electric Supply Company
National Commission on
Agriculture & Livestock
National Fertilizer Corporation of
Pakistan
Nestle Pakistan Limited
Pakistan Agriculture Development
Bank.
Pakistan Business Council
Pakistan Dairy Association
Pakistan Expo Centers
Pakistan India Joint Business
Forum (PIJBF)
Pakistan International Airlines
Pakistan Livestock & Dairy
Development
Pakistan, Agriculture Research
Council
Prime Minister Task Force on
Science & Technology
State Bank of Pakistan
Technical Education & Vocational
Training (TEVTA)
United Nations Committee for
Contributions



Syed Shahid Ali Shah
Director since 1980

Other Engagements

First Treet Manufacturing
Modaraba
Global Assets (Pvt.) Limited
Gulab Devi Hospital
Hi- Tech Alloy Wheels Limited
Liaquat National Hospital
Loads Limited
Multiple Autoparts Industries
(Pvt.) Limited
Packages Limited
Renacon Pharma Limited
Specialized Autoparts Industries
(Pvt.) Limited
Specialized Motorcycles (Pvt.)
Limited
Treet Battery Limited
Treet Corporation Limited
Treet Holdings Limited
Treet Power Limited



Syed Hyder Ali
Director since 1989

Other Engagements

Ali Institute of Education
Babar Ali Foundation
Bulleh Shah Packaging
(Pvt.) Limited
Flexible Packages Convertors (Pty)
Limited
IGI General Insurance Limited
IGI Investments (Pvt.) Limited
IGI Life Insurance Limited
International Chamber of
Commerce Pakistan
Hoechst Pakistan Limited
Lahore University of Management
Sciences (LUMS)
National Management Foundation
Nestle Pakistan Limited
Packages Convertors Limited
Packages Foundation
Packages Lanka (Pvt.) Limited
Packages Limited
Packages Real Estate
(Pvt.) Limited
Packages Trading FZCO
Pakistan Centre for Philanthropy
Pakistan Business Council (PBC)
Syed Maratib Ali Religious &
Charitable Trust Society
Tri-Pack Films Limited
World Wide Fund for Nature



Mr. Ali Ahsan
Director since 2023

Other Engagements

Reraissance Advisors



Ms. Saima Amin Khawaja
Director since 2023

Other Engagements

The Citizen Foundation
Gurmani Foundation
National Management Foundation
Lahore University of Management
Sciences (LUMS)
Bali Memorial Trust

KEY FINANCIAL DATA (Ten Years at a Glance)

	2024	2023	2022	2021	2020	2019	2018	2017	2016	2015
	(Rupees in '000)									
Dividend Income	1,626,621	1,586,378	1,380,790	1,260,000	1,110,000	1,107,950	2,180,501	82,385	1,898,895	1,041,828
Gross Premium *	-	-	-	-	-	-	-	530,782	2,820,043	2,343,705
BALANCE SHEET										
Paid Up Capital	1,426,305	1,426,305	1,426,305	1,426,305	1,426,305	1,426,305	1,426,305	1,226,895	1,226,895	1,226,895
General & Capital Reserves	7,764,863	7,764,863	7,764,863	7,764,863	7,764,863	7,764,863	7,764,863	7,366,574	7,366,574	8,102,711
Shareholders Equity	15,811,653	15,291,048	14,511,595	14,381,609	14,291,633	13,774,006	13,305,805	13,366,157	13,612,551	12,260,735
Investments-at Book Value	15,714,937	15,795,656	15,696,545	15,860,122	15,847,249	15,744,638	14,820,667	14,977,048	15,658,683	12,325,078
Fixed Assets	143	147	514	902	947	1,384	2,044	2,981	262,298	220,743
Total Assets-at Book Value	16,125,857	16,179,259	16,041,814	16,274,543	16,327,633	16,091,770	15,186,697	15,468,504	19,449,039	14,650,626
Underwriting Provisions *			-	-	-	-	-	-	1,990,067	1,464,778
PROFIT AND LOSS ACCOUNT										
Underwriting Profit *	-	-	-	-	-	-	-	22,923	323,137	256,411
Dividend Income	1,626,621	1,586,378	1,380,790	1,260,000	1,110,000	1,107,950	2,180,501	83,803	2,128,713	1,445,480
Profit / (Loss) Before Tax	1,332,653	1,253,080	932,565	1,098,812	974,845	911,542	1,839,889	(248,776)	2,067,126	1,531,753
Taxation	(19,173)	(64,529)	20,773	8,636	30,517	14,813	39,842	(2,382)	633,251	238,707
Profit / (Loss) After Tax	1,351,826	1,317,609	911,792	1,090,176	944,328	896,729	1,800,047	(246,394)	1,433,875	1,293,046
CASH FLOW SUMMARY										
Operating Activities	(182,608)	(263,758)	18,748	(84,994)	(42,724)	(63,563)	(141,518)	78,043	(186,179)	34,479
Investing Activities	1,774,985	1,597,381	1,386,752	1,411,638	961,508	279,735	2,254,779	(914,846)	(1,048,288)	1,277,366
Financing Activities	(997,717)	(797,608)	(1,244,456)	(1,440,522)	(934,298)	(923,339)	(2,538,206)	1,480,620	393,808	(1,328,060)
Cash & Cash Equivalents At The Year End	52,527	(542,133)	(1,078,148)	(1,239,192)	(1,125,314)	(1,109,800)	(402,633)	22,312	(621,505)	219,154

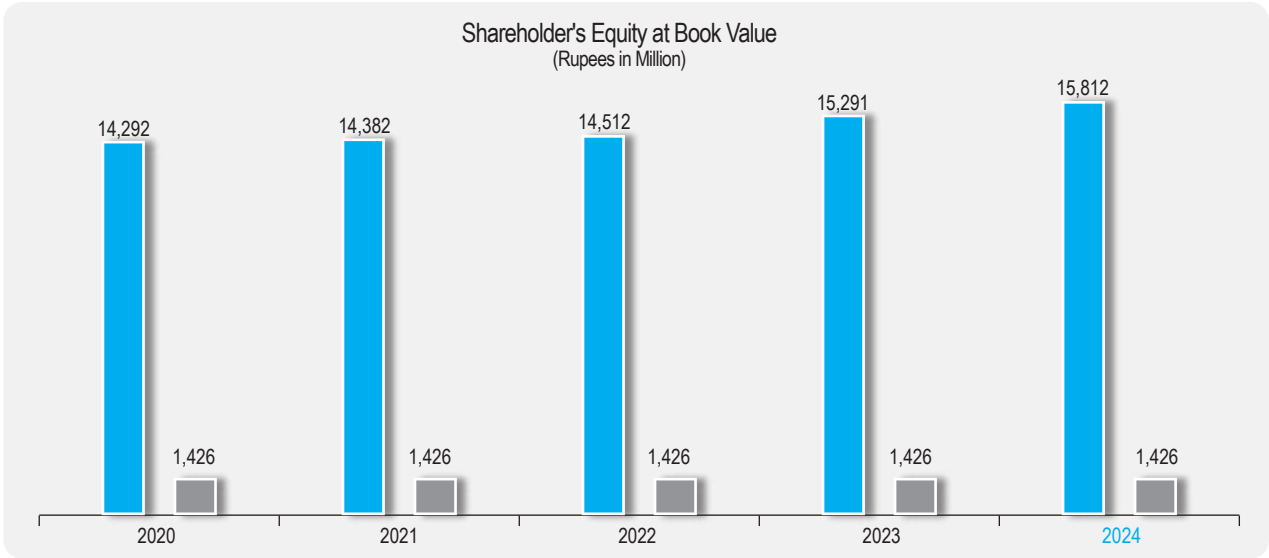
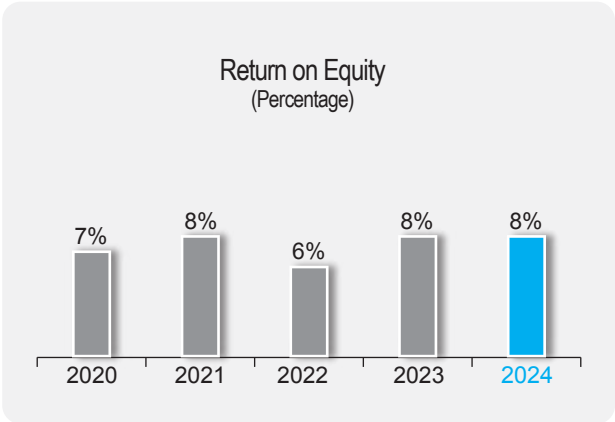
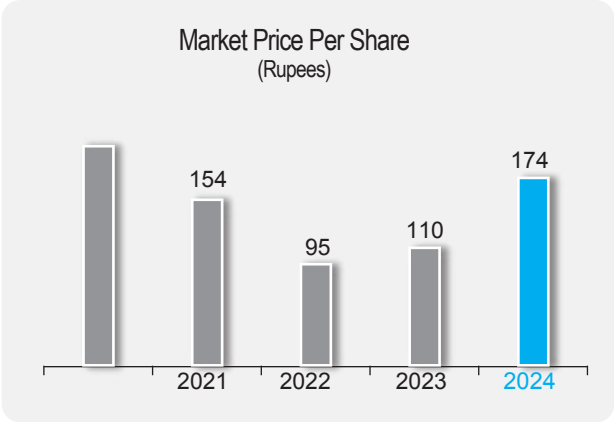
*This represents numbers pertaining to insurance business previously carried out by the Company which has been transferred to IGI General Insurance Limited (its wholly owned subsidiary) through court sanctioned Scheme of Arrangment w.e.f. January 31, 2017.

KEY FINANCIAL DATA (Ten Years at a Glance)

	2024	2023	2022	2021	2020	2019	2018	2017	2016	2015
(Rupees in '000)										
INVESTMENT / MARKET RATIOS										
Earnings Per Share (Rs.)	9.48	9.24	6.39	7.64	6.62	6.29	12.63	(2.01)	11.69	10.54
Market Value Per Share (Rs.)	174.21	110.35	95.00	153.63	203.44	204.00	201.18	292.89	307.89	236.57
Break Up Value Per Share (Rs.)	110.86	107.21	101.74	100.83	100.20	96.57	93.29	108.94	110.95	99.93
Price Earning Ratio (Times)	18.38	11.94	14.87	20.11	30.73	32.43	15.93	(145.84)	26.34	22.45
Price To Book Ratio (Times)	1.57	1.03	0.93	1.52	2.03	2.11	2.16	2.69	2.78	2.37
Dividend Yield (%)	3.44	5.44	4.47	3.58	2.46	1.47	2.98	1.37	2.60	2.54
Dividend Payout (%)	63.29	64.94	66.51	71.99	75.53	47.69	47.51	-	68.45	56.93
Dividend Cover (Times)	1.58	1.54	1.50	1.39	1.32	2.10	2.11	-	1.46	1.76
Investment Yield (%)	10.00	10.00	9.00	6.45	4.99	6.20	13.07	0.43	2.92	2.64
Market Capitalization (Rs. M)	24,848	15,739.28	13,549.90	21,912	29,017	29,097	28,694	35,935	37,775	29,025
Cash Dividend Per Share (Rs.)	6	6.00	4.25	5.50	5.00	3.00	6.00	4.00	8.00	6.00
Cash Dividend (%)	60	60.00	42.50	55.00	50.00	30.00	60.00	40.00	80.00	60.00
Stock Dividend Per Share (Rs.)	-	-	-	-	-	-	1.5	-	-	-
Stock Dividend (%)	-	-	-	-	-	-	15	-	-	-
PROFITABILITY RATIOS										
Return On Equity (%)	8.43	8.19	6.43	7.64	6.82	6.62	13.83	(1.86)	15.19	12.49
Return On Assets (%)	8.38	8.14	5.68	6.70	5.78	5.57	11.85	(1.59)	7.37	8.83
Ebitda To Gross Premium (Times) *	-	-	-	-	-	-	-	-	0.77	0.69
Underwriting Profit To Gross Premium (%) *	-	-	-	-	-	-	-	4.32	11.46	10.94
Profit Before Tax To Gross Premium (%) *	-	-	-	-	-	-	-	-	73.30	65.36
Profit After Tax To Gross Premium (%) *	-	-	-	-	-	-	-	-	50.85	55.17
Cost / Income Ratios (Times)	0.19	0.22	0.21	0.16	0.23	0.27	0.09	0.85	0.41	0.36
LIQUIDITY / PERFORMANCE RATIOS										
Equity / Total Assets (%)	98.05	94.51	90.46	88.37	87.53	85.60	87.61	86.41	69.99	83.69
Financial Leverage	-	0.04	0.08	0.11	0.12	0.15	0.12	0.13	0.20	0.01
Paid Up Capital / Total Assets (%)	8.84	8.82	8.89	8.76	8.74	8.86	9.39	7.93	6.31	8.37
Incurred Loss Ratio (%)	-	-	-	-	-	-	-	-	50.54	52.27
Total Liabilities / Equity (Times)	0.02	0.06	0.11	0.13	0.14	0.17	0.14	0.16	0.43	0.19
Cash Flow From Operations										
to Gross Premium (Times) *	-	-	-	-	-	-	-	-	(0.07)	0.01
Total Assets Turnover (Times)	-	-	-	-	-	-	-	-	0.14	0.16
Fixed Assets Turnover (Times)	-	-	-	-	-	-	-	-	10.75	10.62

*This represents numbers pertaining to insurance business previously carried out by the Company which has been transferred to IGI General Insurance Limited (its wholly owned subsidiary) through court sanctioned Scheme of Arrangement w.e.f. January 31, 2017.

KEY FINANCIAL DATA



RISK MANAGEMENT POLICY



As a holding company, IGI Holdings Limited strengthens the Group's overall corporate value by aligning risk management practices with its strategic goals and management policies. At the same time, it customizes risk management approaches for each operating subsidiary based on the specific risks associated with their individual business lines.

While ensuring that each subsidiary has independently developed a responsible risk management framework to meet its own objectives, IGI Holdings supplements these efforts with additional measures to ensure effective oversight and risk control.

IGI Holdings exercises control over IGI General Insurance Limited, IGI Investments (Pvt.) Limited, IGI Life Insurance Limited, IGI Finex Securities Limited, and IGI FSI (Pvt.) Limited. Additionally, IGI Investments manages the affiliates in which it holds investment stakes.

BOARD COMMITTEES

The Board has formed the following sub-committees to comply with the relevant provisions of the applicable Listed Companies (Code of Corporate Governance) Regulations, 2019.

- Audit Committee
- Human Resources and Remuneration Committee (HR&RC)

Audit Committee

The Committee meets at least four times a year.

The names of current members are:

1. Mr. Ali Ahsan (Independent Director and Chairman)
2. Mr. Shamim Ahmad Khan (Member)
3. Syed Yawar Ali (Member)
4. Ms. Saniya Saeed Khan (Secretary to the Committee)

The terms of reference of the Audit Committee include the following:

- a) Determination of appropriate measures to safeguard the Company's assets;
- b) Review of annual and interim financial statements of the Company, prior to their approval by the Board of Directors, focusing on:
 - Major judgmental areas;
 - Significant adjustments resulting from the audit;
 - Going-concern assumption;
 - Any changes in accounting policies and practices;
 - Compliance with applicable accounting standards;
 - Compliance with regulations and other statutory and regulatory requirements; and
 - All related party transactions.
- c) Review of preliminary announcements of results prior to external communication and publication;
- d) Facilitating the external audit and discussion with external auditors of major observations arising from interim and final audits and any matter that the auditors may wish to highlight (in the absence of management, where necessary);
- e) Review of management letter issued by external auditors and management's response thereto;
- f) Ensuring coordination between the internal and external auditors of the Company;
- g) Review of the scope and extent of internal audit, audit plan, reporting framework and procedures and ensuring that the internal audit function has adequate resources and is appropriately placed within the Company;
- h) Consideration of major findings of internal investigations of activities characterised by fraud, corruption and abuse of power and management's response thereto;
- i) Ascertaining that the internal control system including financial and operational controls, accounting systems for timely and appropriate recording of purchases and sales, receipts and payments, assets and liabilities and the reporting structure are adequate and effective;
- j) Review of the Company's statement on internal control systems prior to endorsement by the Board of Directors and internal audit reports;
- k) Instituting special projects, value for money studies or other investigations on any matter specified by the Board of Directors, in consultation with the Chief Executive Officer and to consider remittance of any matter to the external auditors or to any other external body;
- l) Determination of compliance with relevant statutory requirements;
- m) Monitoring compliance with the best practices of corporate governance and identification of significant violations thereof;
- n) Review of arrangement for staff and management to report to Audit Committee in confidence, concerns, if any, about actual or potential remedial and mitigating measures;

- o) Recommend to the Board of Directors the appointment of external auditors, their removal, audit fees, the provision of any service permissible to be rendered to the Company by the external auditors in addition to audit of its financial statements, measures for redressal and rectification of non-compliances with the Code of Corporate Governance. The Board of Directors shall give due consideration to the recommendations of the Audit Committee and where it acts otherwise, it shall record the reasons thereof;
- p) Ensuring that risk mitigation measures are robust;
- q) Ensuring that appropriate extent of disclosure of company's risk framework and internal control system is given in the Directors Report; and
- r) Consideration of any other issue or matter as may be assigned by the Board of Directors.

Human Resources & Remuneration Committee (HR&RC)

The HR&RC assists the Board in fulfilling its obligations relating to human resources, establishing succession planning and to develop the senior management of the Company.

HR&RC meets at least once a year.

The names of current members are:

1. Ms. Saima Amin Khawaja (Independent Director and Chairperson)
2. Shamim Ahmad Khan (Member)
3. Syed Shahid Ali Shah (Member)
4. Syed Hyder Ali (Member)
5. Ms. Hadia Tariq (Secretary to the Committee)

The terms of reference of the HR&RC include the following:

- a) Recommendation to the Board for consideration and approval a policy framework for determining remuneration of Directors (both Executive and Non-Executive Directors and members of senior management).
The definition of senior management will be determined by the Board which shall normally include the first layer of management below the Chief Executive Officer level;
- b) Undertaking annually a formal process of evaluation of performance of the Board as a whole and its Committees either directly or by engaging external independent consultant and if so appointed, a statement to that effect shall be made in the Directors' Report disclosing therein name and qualifications of such consultant and major terms of his/its appointment;
- c) Recommending Human Resource Management Policies to the Board;
- d) Recommending to the Board the selection, evaluation, development, compensation (including retirement benefits) of Chief Executive Officer, Chief Financial Officer, Company Secretary and Head of Internal Audit;
- e) Consideration and approval on recommendations of Chief Executive Officer on such matters for key management positions who report directly to Chief Executive Officer;
- f) Where human resource and remuneration consultants are appointed, they shall disclose to the Committee their credentials as to whether they have any other connection with the Company;
- g) Considering and making recommendations to the Board in respect of the Board's Committees and the chairmanship of the Board Committees; and
- h) Keeping the structure, size and composition of the Board under regular review and for making recommendations to the Board with regard to any changes necessary.

SHAREHOLDERS INFORMATION

Registered Office

7th Floor, The Forum,
Suite No. 701-713, G-20,
Block-9, Khayaban-e-Jami, Clifton,
Karachi-75600, Pakistan.
Tel : 111-308-308, Fax : 92-21-35301772
Website: www.igiholdings.com.pk

Share Registrar Office:

FAMCO Share Registration
Services (Pvt.) Ltd.
Block-6, P.E.C.H.S.,
Near Hotel Faran, Nursery,
Shahrah-e-Faisal, Karachi.
Tel : 92-21-34380101-5
Fax : 92-21-34380106

Listing on Stock Exchanges

The equity shares of IGI Holdings Limited are listed on Pakistan Stock Exchange (PSX).

Stock Code

The stock code for dealing in equity shares of shares of IGI Holdings Limited is IGIHL.

Investor Service Centre

The shares department of IGI Holdings Limited is operated by FAMCO Share Registration Services (Pvt.) Ltd. It also functions as an Investor Service Centre and has been servicing nearly 3,005 shareholders. The Investor Service Centre is managed by a well-experienced team of professionals and is equipped with the necessary infrastructure in terms of computer facilities and comprehensive set of systems and procedures for conducting the Registration function. The team is headed by Mr. Pervez Usman Khan at the Share Registrar Office and Ms. Saniya Saeed Khan, Company Secretary at the Registered Office of the Company.

The shares department of IGI Holdings Limited has online connectivity with Central Depository Company of Pakistan Limited. The shares department undertakes activities pertaining to dematerialization of shares, shares transfer and transmission, issue of duplicate/ re-validated dividend warrants, issue of duplicate / replaced share certificates, change of address and other related matters.

For assistance, shareholders may contact either the Registered Office or the Share Registrar Office.

Contact Persons:

M. Nasir Iqbal

Phone: 111-308-308 Ext: 886
Email: nasir.iqbal@igi.com.pk

M. Salman Rauf

Phone: 92-21-34380101-5
Email: salman.rauf@famcosrs.com

Services Standards

IGI Holdings Limited has always endeavored to provide investors with prompt services. Listed below are various investor services and the maximum time limits set for their execution, subject to receipt of the complete set of required documents:

For request received either through post or over the counter

Transfer of shares	15 days after receipt
Transmission of shares	15 days after receipt
Issue of duplicate share certificates	30 days after receipt
Updation of IBAN No	2 working days after receipt
Change of address	2 working days after receipt

Well reputed and experienced firm of the share registrar services has been entrusted with the responsibility of ensuring that services are rendered within the specified time limits.

Statutory Compliance

During the year the Company has complied with all applicable provisions, filed all returns/ forms and furnished all the relevant and prescribed information.

Dematerialization of Shares

The equity shares of the Company are under the compulsory dematerialized category. As at December 31, 2024, 52.47% of the equity shares of the Company have been dematerialized by the shareholders.

Members holding shares in physical form are encouraged to convert their physical shares into Book-Entry-Form (CDC) pursuant to the requirements of Section 72 of the Act.

Dividend Announcement

The Board of Directors of the Company has proposed final cash dividend of 40% (Rs. 4/- per share) for the financial year ended December 31, 2024, subject to approval by the shareholders of the Company at the Annual General Meeting (AGM). This is in addition to the interim cash dividend of 20% (Rs. 2/- per share) already paid during the year making total of 60% cash dividend (Rs. 6/- per share). (2023: a total of 60% cash dividend i.e. Rs. 6/- per share)

Book Closure Dates

The register of Members and share transfer books of the Company will remain closed from April 24, 2025 to April 30, 2025 (both days inclusive).

Dividend Remittance

Dividend declared and approved at the Annual General Meeting will be paid on or after April 30, 2025, but within the statutory time limit of 10 working days:

- (i) For shares held in physical form: to the shareholders whose names appear in the Register of Members of the Company after entertaining all requests for transfer of shares lodged with the Company on or before the book closure date.
- (ii) For shares held in electronic form: to the shareholders whose names appear in the statement of beneficial ownership furnished by CDC as at end of the business on book closure date.

Withholding of Tax & Zakat on Dividend:

As per the provisions of Section 150 of the Income Tax Ordinance, 2001, Income Tax is deductible at source on dividend payable by the company at the rate of 15% for the persons appearing in Active Tax Payers list (ATL), wherever applicable, and at the rate of 30% for the persons not appearing in ATL.

Zakat is also deductible at source from the dividend at the rate of 2.5% of the face value of the share, other than corporate holders or individuals who have provided an undertaking for non-deduction.

Investors' Grievances

To date, none of the investor or shareholder has filed any letter of complaints against any service provided by the Company to its shareholders which is unresolved.

Legal Proceedings

No case has ever been filed by shareholders against the Company for non-receipt of share(s) / refund.

General Meetings & Voting Rights

In accordance with the Section 132 of the Companies Act, 2017, IGI Holdings Limited holds a General Meeting of Shareholders at least once a year. Every shareholder has a right to attend the General Meeting. The notice of such meeting is sent to all the shareholders at least 21 days before the meeting and also advertised in at least one English and one Urdu newspaper having nation-wide circulation in the Country.

Shareholder having a holding of at least 10% or more above of voting right may also apply to the Board of Directors to call for a meeting of shareholders, and if Board does not take action on such application within 21 days, the shareholders may themselves call the meeting.

Proxies

Please refer notes to the Notice of Annual General Meeting for details related to proxies.

Web Presence

Updated information regarding the Company can be accessed at the Company's website, www.igiholdings.com.pk.

The website contains the latest financial results of the Company together with Company's profile and information regarding its subsidiaries.

Circulation of annual report through email

The Securities and Exchange Commission of Pakistan vide SRO 787(1)/2014 dated 8th September, 2014 has allowed companies to circulate annual balance sheet, profit & loss account, auditors report and directors report along with notice of annual general meeting to its members through e mail. Members who wish to avail this facility can give their consent to Company Secretary at his email address.

Further, in accordance with SRO 389(I)/2023 dated March 21, 2023 and subsequent approval of the Shareholders in the Annual General Meeting dated April 28, 2023, annual report and audited financial statements can be accessed from website and QR enabled code.

Moreover, if a shareholder requests for hard copy of Annual Audited Financial Statements, the same shall be provided free of cost within seven days of receipt of such request. For convenience of shareholders, a "Standard Request Form for provision of Annual Audited Accounts" have also been made available on the Company's website www.igiholdings.com.pk.

CATEGORIES OF SHAREHOLDING

As at December 31, 2024

S. No.	Shareholders Category	No. of Shareholders	No. of Shares	Percentage
1	Directors, Chief Executive Officer, and their spouse and minor children (to be confirm by Company)	22	34,981,361	24.53
2	Associated Companies, Undertakings and related Parties (to be confirm by Company)	7	55,425,268	38.86
3	NIT and ICP			
4	Banks, Development Financial Institutions, Non Banking Financial Institutions	12	7,511,174	5.27
5	Insurance Companies	6	510,057	0.36
6	Modarabas and Mutual Funds	7	1,048,708	0.74
7	Share holders holding 10%	5	97,361,144	68.26
8	General Public :			
	a. local	2,860	35,758,920	25.07
	b .Foreign			
9	Others	91	7,395,062	5.18
	Total (excluding : share holders holding 10%)	3,005	142,630,550	100.00

KEY SHAREHOLDING INFORMATION

Shareholding Information as at December 31, 2024 required under reporting framework is as follows:

Shareholder's category	Number of shareholders	Number of shares held
Associated Companies, Undertaking and Related Parities (name wise details)		
BABAR ALI FOUNDATION	3	16,410,166
INDUSTRIAL TECHNICAL AND EDUCATIONAL INSTITUTE	1	23,982,060
PACKAGES LIMITED	2	15,033,041
IGI FINEX SECURITIES LIMITED	1	1
TOTAL	7	55,425,268
Mutual Funds (name wise details)		
UNICAP MODARABA	1	1
GUARDIAN LEASING MODARABA	1	3
CDC - TRUSTEE NBP STOCK FUND	1	833,500
CDC - TRUSTEE NBP SARMAYA IZAFAT FUND	1	56,200
CDC - TRUSTEE NATIONAL INVESTMENT (UNIT) TRUST	1	62,556
CDC - TRUSTEE NBP FINANCIAL SECTOR FUND	1	92,900
CDC - TRUSTEE UBL FINANCIAL SECTOR FUND	1	3,548
TOTAL	7	1,048,708
Directors and their spouses		
SYED BABAR ALI	1	100
SYED HYDER ALI	5	27,193,451
MRS. PERWIN BABAR ALI	5	4,033,438
SYED SHAHID ALI SHAH	2	1,534,974
SYED YAWAR ALI	3	1,440,057
MRS. AMINA HYDER ALI	2	340,325
ALI AHSAN	1	100
SYEDA NIGHAT ALI	1	431,565
SHAMIM AHMAD KHAN	1	7,251
SAIMA AMIN KHAWAJA	1	100
TOTAL	22	34,981,361
Executives	3	3,192
Public Sector Companies and Corporations	3	4,735,470
Banks, Development Finance Institutions, Non-Banking Finance Institutions, Insurance Companies, Takaful, Modaraba and Pension Funds	22	4,334,469
Shareholdre Holdings ten percent or more voting Rights in the Listed		
BABAR ALI FOUNDATION	3	16,410,166
INDUSTRIAL TECHNICAL AND EDUCATIONAL INSTITUTE	1	23,982,060
PACKAGES LIMITED	2	15,033,341
SYED HYDER ALI	5	27,193,451
SYEDA HENNA BABAR ALI	8	14,742,126
TOTAL	19	97,361,144

PATTERN OF SHAREHOLDING (CDC)

As at December 31, 2024

Shareholdings			
No. of Shareholder	From	To	Total Number of Shareholders
945	1	100	25,925
358	101	500	93,018
179	501	1,000	135,327
289	1,001	5,000	707,148
127	5,001	10,000	964,398
34	10,001	15,000	416,911
21	15,001	20,000	388,002
21	20,001	25,000	477,125
14	25,001	30,000	392,085
8	30,001	35,000	267,382
9	35,001	40,000	343,179
7	40,001	45,000	296,376
12	45,001	50,000	591,614
5	50,001	55,000	264,133
4	55,001	60,000	228,845
5	60,001	65,000	305,568
2	65,001	70,000	135,292
4	70,001	75,000	294,216
2	75,001	80,000	156,193
5	80,001	85,000	418,147
2	85,001	90,000	177,835
1	90,001	95,000	92,900
1	95,001	100,000	96,000
2	110,001	115,000	220,300
2	115,001	120,000	238,452
2	125,001	130,000	250,731
3	135,001	140,000	412,498
2	150,001	155,000	309,470
1	165,001	170,000	167,114
3	185,001	190,000	564,370
2	190,001	195,000	385,069
1	195,001	200,000	196,600
1	200,001	205,000	202,974
2	250,001	255,000	503,000
1	275,001	280,000	275,000
1	280,001	285,000	282,785
1	300,001	305,000	300,000
1	330,001	335,000	330,912
1	340,001	345,000	340,692
2	345,001	350,000	695,721
1	430,001	435,000	431,565
1	460,001	465,000	460,000
1	480,001	485,000	481,807
1	490,001	495,000	493,655
1	665,001	670,000	667,202
1	675,001	680,000	678,200
2	830,001	835,000	1,664,553
1	870,001	875,000	872,850
1	1,165,001	1,170,000	1,169,644
1	1,175,001	1,180,000	1,178,746
1	1,245,001	1,250,000	1,248,696
1	1,265,001	1,270,000	1,265,848
1	1,340,001	1,345,000	1,343,103
1	1,530,001	1,535,000	1,534,946
1	2,000,001	2,005,000	2,004,099
1	2,670,001	2,675,000	2,674,775
1	4,735,001	4,740,000	4,735,397
1	8,690,001	8,695,000	8,694,164
1	10,300,001	10,305,000	10,300,544
1	20,000,001	20,005,000	20,001,577
2,104			74,844,678

PATTERN OF SHAREHOLDING (TOTAL)

As at December 31, 2024

Shareholdings			
No. of Shareholder	From	To	Total Number of Shareholders
1,517	1	100	35,515
468	101	500	120,272
231	501	1,000	172,095
363	1,001	5,000	875,820
155	5,001	10,000	1,166,803
55	10,001	15,000	646,676
24	15,001	20,000	442,143
21	20,001	25,000	477,125
19	25,001	30,000	526,348
11	30,001	35,000	364,055
9	35,001	40,000	343,179
8	40,001	45,000	337,974
12	45,001	50,000	591,614
7	50,001	55,000	367,536
6	55,001	60,000	341,606
5	60,001	65,000	305,568
3	65,001	70,000	203,806
4	70,001	75,000	294,216
2	75,001	80,000	156,193
6	80,001	85,000	502,070
3	85,001	90,000	263,282
1	90,001	95,000	92,900
2	95,001	100,000	193,248
1	100,001	105,000	101,890
1	105,001	110,000	110,000
2	110,001	115,000	225,300
2	115,001	120,000	238,452
2	125,001	130,000	250,731
3	135,001	140,000	412,498
3	150,001	155,000	462,470
1	155,001	160,000	158,269
1	165,001	170,000	167,114
2	170,001	175,000	344,669
3	185,001	190,000	564,370
2	190,001	195,000	385,069
3	195,001	200,000	587,854
1	200,001	205,000	202,974
1	245,001	250,000	250,000
1	250,001	255,000	253,000
1	255,001	260,000	258,256
1	260,001	265,000	260,170
1	270,001	275,000	275,000
1	280,001	285,000	282,785
1	290,001	295,000	292,425
1	295,001	300,000	300,000
1	325,001	330,000	328,312
1	330,001	335,000	330,912
1	335,001	340,000	339,455
1	340,001	345,000	340,692
2	345,001	350,000	695,721

PATTERN OF SHAREHOLDING (TOTAL)

As at December 31, 2024

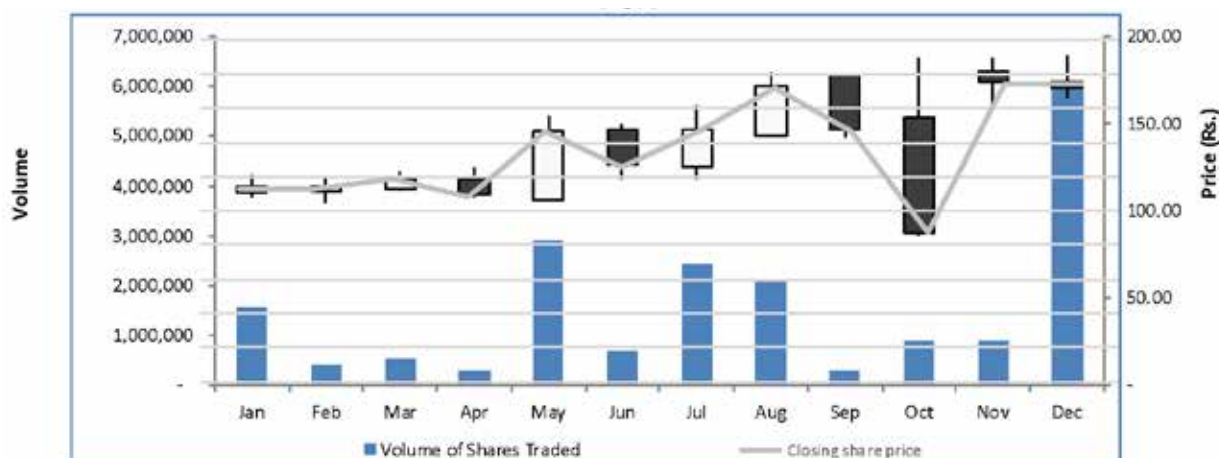
Shareholdings			
No. of Shareholder	From	To	Total Number of Shareholders
1	430,001	435,000	431,565
1	455,001	460,000	460,000
1	480,001	485,000	481,807
1	490,001	495,000	493,655
1	665,001	670,000	667,202
1	675,001	680,000	678,200
2	715,001	720,000	1,437,495
1	825,001	830,000	826,505
2	830,001	835,000	1,664,553
1	850,001	855,000	854,375
1	870,001	875,000	872,850
1	995,001	1,000,000	996,593
1	1,165,001	1,170,000	1,169,644
1	1,175,001	1,180,000	1,178,746
1	1,245,001	1,250,000	1,248,696
1	1,265,001	1,270,000	1,265,848
1	1,340,001	1,345,000	1,343,103
1	1,530,001	1,535,000	1,534,946
1	2,000,001	2,005,000	2,004,099
1	2,420,001	2,425,000	2,424,693
1	2,670,001	2,675,000	2,674,775
1	4,735,001	4,740,000	4,735,397
1	5,255,001	5,260,000	5,255,247
1	5,570,001	5,575,000	5,573,737
1	7,160,001	7,165,000	7,164,636
1	8,690,001	8,695,000	8,694,164
1	10,300,001	10,305,000	10,300,544
1	14,975,001	14,980,000	14,975,406
1	20,000,001	20,005,000	20,001,577
1	23,980,001	23,985,000	23,982,060
3,005			142,630,550

SHARE PRICE / VOLUME

Month	Volume of shares traded	Share price on PSX (Rs.)			
		Opening	Highest	Lowest	Closing
Jan	1,559,300	110.75	121.00	108.00	113.33
Feb	420,000	112.00	119.97	105.00	113.50
Mar	537,900	113.00	123.00	112.00	118.52
Apr	295,677	118.10	124.75	108.11	108.80
May	2,900,869	106.00	154.64	105.50	146.00
Jun	676,202	147.00	149.74	118.06	126.00
Jul	2,414,442	124.80	160.15	118.00	146.22
Aug	2,079,420	143.00	180.00	143.00	171.85
Sep	284,990	178.70	178.70	142.01	147.00
Oct	873,186	153.00	187.90	86.00	87.34
Nov	884,493	180.00	187.00	160.00	174.42
Dec	6,009,788	171.00	189.00	165.00	174.21

PAKISTAN STOCK EXCHANGE

PSX



CORPORATE CALENDAR 2024

March

21st

Audit Committee and Board of Directors meetings to consider annual accounts of the Company for the year ended December 31, 2023.

April

25th

Audit Committee and Board of Directors meetings to consider quarterly accounts for the three months' period ended March 31, 2024.

29th

Annual General Meeting of shareholders to consider and approve annual accounts of the Company for the year ended December 31, 2023 and dividend announcement.

May

7th

E-Credit of 40% final cash dividend to the shareholders for the year ended December 31, 2023.

28th

Corporate Briefing Session to brief the investors and analysts about the Company's current financial performance and outlook.

August

26th

Audit Committee and Board of Directors meetings to consider half yearly accounts of the Company for the six months' period ended June 30, 2024 and approval of 20% interim cash dividend.

September

18th

E-Credit of 20% interim cash dividend to the shareholders for the year ending December 31, 2024.

October

29th

Audit Committee and Board of Directors meetings to consider quarterly accounts for the nine months' period ended September 30, 2024.



CHAIRMAN'S REVIEW REPORT

I am pleased with the performance of all the subsidiaries of IGI Holdings Limited, which have contributed to the Company's overall success in 2024. Operating as a holding company, IGI Holdings Limited continues to create value for its shareholders through its subsidiaries: IGI Investments (Private) Limited, IGI General Insurance Limited, IGI Life Insurance Limited, and IGI Finex Securities Limited.

Dividend income remains the Company's primary revenue source, closely following the dividend distribution patterns of its subsidiaries.

The Board of Directors comprises experienced professionals from diverse backgrounds in business, finance, insurance, and law. The Board plays a vital role in providing strategic direction and oversight while ensuring regulatory compliance. As per the Corporate Governance Code, the Board conducts a self-evaluation process, and the Chairman assesses each director's performance.

To enhance quality of governance, the Board is supported by its committees. The Audit Committee reviews financial statements, ensuring they accurately reflect the Company's financial position while also overseeing internal controls. The Human Resource and Remuneration Committee manages human resource development and compensation strategies. Each subsidiary operates with its own Board of Directors and specialized committees.

I express my best wishes to the Company and its subsidiaries. May Allah guide us towards continued success in the future.

For and on behalf of the Board



Syed Babar Ali
Chairman

Lahore: March 24, 2025



DIRECTORS’ REPORT TO THE SHAREHOLDERS

The Board of Directors of IGI Holdings Limited ("IGI Holdings") is pleased to present the annual report along with the audited financial statements for the year ended December 31, 2024.

IGI Holdings operates as a holding company, generating value for its shareholders through its subsidiaries: IGI Investments (Private) Limited, IGI General Insurance Limited, IGI Life Insurance Limited, and IGI Finex Securities Limited. The Company’s primary source of income is dividend income, which aligns with the dividend distribution patterns of its subsidiaries.

COMPANY PERFORMANCE REVIEW

	2024	2023
	(Rupees in '000)	
Operating revenue	1,626,621	1,586,378
Operating income	1,336,325	1,247,284
Profit before taxation	1,332,653	1,253,080
Taxation	19,173	64,529
Profit after taxation	1,351,826	1,317,609
Earnings per share (in rupees) – basic / diluted	9.48	9.24

Operating income has grown by 7% to Rs. 1,336 million during the year as compared to Rs. 1,247 million earned during 2023 with profit after taxation of Rs. 1,352 million against profit after tax of Rs. 1,318 million during 2023.

APPROPRIATIONS

The Company has generated a profit of Rs. 1,352 million during the year, accordingly, the Directors have recommended final cash dividend of 40% (i.e. Rs. 4/- per share) (2023: 40%, Rs. 4 per share). Therefore, the Company has appropriated Rs. 570.5 million (2023: Rs. 570.5 million) for the payment of final cash dividend. This is in addition to interim dividend of 20% (Rs. 2 per share) (2023: 20%, Rs 2 per share) already disbursed during the year.

RISK MITIGATION

The Board of Directors and the Audit Committee regularly review the risks faced by the Company, assessing their potential impact and likelihood of occurrence. Risk mitigation measures are overseen by the senior management team, led by the Chief Executive Officer.

The Company's proactive approach in assessing market conditions and responding in a timely manner enables it to effectively manage risks, ensuring business continuity and long-term stability.

CAPITAL MANAGEMENT AND LIQUIDITY

The Company actively manages and monitors its asset positions to ensure alignment with its financial commitments. This includes maintaining a well-diversified investment portfolio while prioritizing credit quality and risk management.

As a holding company, dividend income remains the primary revenue source. The Company strategically utilizes this income to create long-term value for shareholders through investments while ensuring reasonable payouts after meeting financial obligations.

RELATED PARTY TRANSACTIONS

In accordance with provisions of section 208 of the Companies Act, 2017 and the Companies (Related Party Transactions and Maintenance of Related Records) Regulations 2018, your Company has:

- 1) established a policy of related party transactions duly approved by the Board;
- 2) set up conditions for the transactions with related parties to be categorized as "arm's length transactions"; and
- 3) submitted details of related party transactions to the Directors for approval.

COMPLIANCE WITH THE CODE OF CORPORATE GOVERNANCE

The Listed Companies (Code of Corporate Governance) Regulations, 2019 issued (CCG Regulations) by the Securities and Exchange Commission of Pakistan (SECP) is applicable to the Company and its provisions have been fully complied with. A statement to this effect is annexed.

MATERIAL CHANGES

There has been no material change since December 31, 2023 and the Company has not entered into any commitment, which would affect its financial position at the date except for those mentioned in the audited financial statements of the Company for the year ended December 31, 2024.

BOARD OF DIRECTORS

The Board of Directors of IGI Holdings comprises seven directors including the Chairman and CEO:

Category	Total number of directors
Male	6
Female	1
Composition	
Independent directors	2
Non-executive directors	4
Executive director/CEO	1
Female directors (included in independent directors)	1

The names of the directors as at December 31, 2024 are as follows:

Syed Babar Ali	Chairman, Non-executive director
Mr. Shamim Ahmad Khan	Non-executive director
Syed Yawar Ali	Non-executive director
Syed Shahid Ali	Non-executive director
Syed Hyder Ali	Executive Director/CEO
Mr. Ali Ahsan	Independent director
Ms. Saima Amin Khawaja	Independent director

The Board has formed an Audit and a Human Resource and Remuneration Committee (HR&R) with the following composition:

Audit Committee	Human Resource and Remuneration Committee
Mr. Ali Ahsan, Chairman	Ms. Saima Amin Khawaja, Chairperson
Mr. Shamim Ahmad Khan, Member	Mr. Shamim Ahmad Khan, Member
Syed Yawar Ali, Member	Syed Shahid Ali Shah, Member
	Syed Hyder Ali, Member

DIRECTORS' REMUNERATION

The Board has approved a Directors' remuneration policy. The objective of this policy is to have a transparent procedure for fixing the remuneration of the Directors including remuneration for extra / technical services provided by non-executive Directors. Revision in the remuneration shall, from time to time be determined by the Board of Directors on recommendation by the HR&R Committee.

CORPORATE AND FINANCIAL REPORTING FRAMEWORK

The Directors of your Company state that:

- The financial statements prepared by the management of the Company fairly present the state of affairs of the Company, the results of its operations, cash flows and changes in equity;
- Proper books of account of the Company have been maintained;
- Appropriate accounting policies have been consistently applied in preparation of financial statements and accounting estimates are based on reasonable and prudent judgment;
- The financial statements have been prepared in accordance with the requirement of the Companies Act 2017 and International Financial Reporting Standards, as applicable in Pakistan. Any departures therefrom have been adequately disclosed and explained;
- The system of internal control is sound in design and has been effectively implemented and monitored;
- There is no doubt about the Company's ability to continue as a going concern;
- There has been no material departure from the best practices of corporate governance, as detailed in the PSX Rule Book;
- Summary of key operational and financial data for the last six years is annexed in this annual report;
- Where any statutory payment on account of taxes, duties, levies and charges is outstanding, the amount together with a brief description and reasons for the same is disclosed in the financial statements;
- Significant plans and decisions, such as corporate restructuring, business expansion and discontinuance of operations, has been disclosed along with future prospects, risks and uncertainties, if any;
- IGI Holdings and its subsidiaries strive for implementation of measures to improve health, safety and a better and safe workplace environment for their employees and surrounded community.
- IGI Holdings and its subsidiaries are committed to the causes facilitating provision of education and health to the under-privileged members of the society. The donations to such causes are made in accordance with the approvals by the respective Boards;
- The Board of Directors of the Company has an approved mechanism for the annual evaluation of the Board's performance as well as that of its Committees, as required by the CCG Regulations. The Board of Directors and the Board Committees carry out such evaluation exercises on an annual basis.
- The Board is in compliance with the requirements of the directors training program as stipulated in the CCG Regulations.
- Trades in the shares of the Company carried out by the Directors and their spouses are mentioned below:

Syed Babar Ali purchased and donated 881,050

Mrs. Perwin Babar Ali purchased 53,000 shares

Mrs. Syeda Nighat Ali, purchased 20,000 shares

The CFO, Company Secretary and Executives have not traded in the shares of the Company during the year.

- Information about taxes and levies is given in the notes to the financial statements.
- The Board held five meetings during the year, attendance by each director therein was as follows:

Director Name	Attendance
Syed Babar Ali	4
Mr. Shamim Ahmad Khan	5
Syed Yawar Ali	5
Syed Shahid Ali Shah	4
Syed Hyder Ali (CEO)	4
Mr. Ali Ahsan	5
Ms. Saima Amin Khawaja	4

The Board granted leave of absence to those directors who could not attend the Board meetings.

The Audit Committee held four meetings during the year and attendance by each member was as follows:

Director Name	Attendance
Mr. Shamim Ahmad Khan	4
Syed Yawar Ali	4
Mr. Ali Ahsan	4

The HR&R Committee held one meeting during the year. Attendance by each member was as follows:

Director Name	Attendance
Ms. Saima Amin Khawaja	1
Mr. Shamim Ahmed Khan	1
Syed Shahid Ali Shah	1
Syed Hyder Ali	1

The Committee granted leave of absence to those members who could not attend the meeting.

AUDITORS

The Auditors, Messrs A. F. Ferguson & Co., Chartered Accountants, retire at the conclusion of the 71st Annual General Meeting. Being eligible, they have offered themselves for re-appointment and the Board based on the recommendation of Audit Committee has endorsed their re-appointment.

PATTERN OF SHAREHOLDING

A statement of the pattern of shareholding of certain class of shareholders as at December 31, 2024, whose disclosure is required under the reporting framework, is included in the annexed shareholders' information.

FUTURE OUTLOOK

Given the challenging economic conditions, the Board has implemented risk management measures at both the holding company and subsidiary levels to safeguard shareholder value. Despite macroeconomic uncertainties, we remain confident that our subsidiaries will continue to achieve consistent and profitable growth in the future.

ACKNOWLEDGEMENT

We extend our sincere gratitude to our shareholders, employees, customers, and business partners for their trust and unwavering support. Their confidence in us has been instrumental in driving our progress and success.

For and on behalf of the Board



Syed Babar Ali
Chairman
Lahore: March 24, 2025



Syed Hyder Ali
Chief Executive Officer
Lahore: March 24, 2025

GENDER PAY GAP STATEMENT

UNDER SECP CIRCULAR 10 OF 2024

Following is the gender pay calculated for the year ended December 31, 2024 under circular issued by the Securities and Exchange Commission of Pakistan:

- **Mean Gender Pay Gap: 100%***
- **Median Gender Pay Gap: 100%***

**IGI Holdings Limited has only one direct employee, all other operational and support functions are managed through shared services provided by group companies. The associated costs of these shared resources are allocated to IGI Holdings on a time spent basis.*



(Signed by Chief Executive Officer on
behalf of Board of Directors of the Company)



Statement of Compliance with Listed Companies (Code of Corporate Governance) Regulations, 2019

IGI Holdings Limited

For the year ended December 31, 2024

IGI Holdings Limited (the Company) has complied with requirements of the Listed Companies (Code of Corporate Governance) Regulations, 2019 (the Regulations) in the following manner:

- The total number of directors [including Chief Executive Officer] are seven (7) as per the following:

a) Male	Six (6)
b) Female	One (1)

- The composition of the Board is as follows:

Category	Names
Independent Directors	Mr. Ali Ahsan
Non-Executive Directors	Syed Babar Ali Syed Yawar Ali Syed Shahid Ali Shah Mr. Shamim Ahmad Khan
Executive Director (CEO)	Syed Hyder Ali
Independent Female Director	Ms. Saima Amin Khawaja

The number of elected/nominated directors on the Board are seven (7) whereas the Chief Executive is a "deemed director" under section 188(3) of the Companies Act, 2017.

The independent directors meet the criteria of independence as laid down under the Code. The Board has fixed the number of independent directors at two considering the required skills set and experience. Therefore, the fraction contained in calculating one-third for the independent directors on the Board of seven (7) directors (including the Chief Executive) has not been rounded-up.

- The Directors have confirmed that none of them is serving as a director on more than seven listed companies, including this Company (excluding the listed subsidiaries of listed holding companies, where applicable).
- All the resident Directors of the Company are registered as taxpayers and none of them has defaulted in payment of any loan to a banking company, a DFI or NBFI or being a member of stock exchange, has been declared as a defaulter by a stock exchange.
- During the year no casual vacancies arose on the Board.
- The Company has prepared a Code of Conduct and has ensured that appropriate steps have been taken to disseminate it throughout the Company along with its supporting policies and procedures.
- The Board has developed a vision / mission statement, overall corporate strategy and significant policies of the Company. The Board has ensured that complete record of particulars of the significant policies along with their date of approval or updating is maintained by the Company.
- All powers of the Board have been duly exercised and decisions on material transactions, including appointment and determination of remuneration and terms and conditions of employment of the Chief Executive Officer, other executive directors and the key officers, have been taken by the Board in accordance with the Companies Act, 2017 and the Regulations.

- The meetings of the Board were presided over by the Chairman and, in his absence, by a director elected by the Board for this purpose and the Board met at least once in every quarter. Written notices of the Board meetings, along with agenda and working papers, were circulated at least seven (7) days before the meeting. The minutes of the meeting were appropriately recorded and circulated.
- The Board has established a system of sound internal control, which is effectively implemented at all levels within the Company. The Company has adopted and complied with all the necessary aspects of internal controls given in the Code.
- At present, the Board is in compliance with the requirements of the time frame related to directors' training program as stipulated in the Regulations, and for those not requiring training exemptions are in place.
- The Board has approved appointment of chief financial officer, company secretary and head of internal audit, including their remuneration and terms and conditions of employment and complied with relevant requirements of the Code and the Regulations.
- The Directors' Report for this year has been prepared in compliance with the requirements of the Code and the Regulations and fully describes the salient matters required to be disclosed.
- Chief financial officer and chief executive officer duly endorsed the financial statements before approval of the Board.
- The directors, chief executive officer and other executives do not hold any interest in the shares of the Company other than disclosed in the pattern of shareholding.
- The Company has complied with all the corporate and financial reporting requirements of the Code.
- The Board has formed committees comprising of members given below:

Audit Committee:

Name of the Member	Category
Mr. Ali Ahsan	Chairperson / Independent Director
Mr. Shamim Ahmad Khan	Member / Non-executive Director
Syed Yawar Ali	Member / Non-executive Director

HR and Remuneration Committee:

Name of the Member	Category
Ms. Saima Amin Khawaja	Chairperson/ Independent Director
Mr. Shamim Ahmad Khan	Member/ Non-executive Director
Syed Shahid Ali Shah	Member/ Non-executive Director
Syed Hyder Ali	Member/ Executive Director

Since there are no Nomination and Risk Management Committees in place (required under non-mandatory provisions of Regulations 29 & 30), their respective terms of reference, as enumerated in the Regulations, have been incorporated in the terms of reference of Human Resource and Remuneration Committee and Audit Committee respectively.

- The terms of reference of the aforesaid committees have been formed, documented and advised to the committee for compliance;

19. The frequency of meetings of the committee were as per following:

Audit Committee	Quarterly
HR and Remuneration Committee (HR&RC)	Yearly

20. The Board has set up an effective internal audit function who is considered suitably qualified and experienced for the purpose and is conversant with the policies and procedures of the Company and is involved in the internal audit function on a regular basis.

21. The statutory auditors of the Company have confirmed that they have been given a satisfactory rating under the Quality Control Review program of the Institute of Chartered Accountants of Pakistan (ICAP), and registered with Audit Oversight Board of Pakistan, that they and all their partners are in compliance with the International Federation of Accountants (IFAC) guidelines on code of ethics as adopted by the Institute of Chartered Accountants of Pakistan and that they and the partners of the firm involved in the audit are not a close relative (spouse, parent, dependent and non-dependent children) of the chief executive officer, chief financial officer, head of internal audit, company secretary or director of the company;

22. The statutory auditors or the persons associated with them have not been appointed to provide other services except in accordance with the Act, the Regulations or any other regulatory requirement and, the auditors have confirmed that they have observed IFAC guidelines in this regard;


23. We confirm that all requirements of the Regulations 3, 6, 7, 8, 27, 32, 33 and 36 of the Regulations have been complied with; and

24. Explanation under Regulation 6: The Board of the Company comprises of seven (7) Directors and the computation for the determination of the under Regulation 6 based on the one-third of the elected directors works out to be 2.33. The Company, currently, has two (2) Independent Directors on its Board duly elected by the shareholders in terms of Section 166 of the Act, who possess requisite competencies, skills, knowledge, and experience to hold office as independent directors, therefore, does not warrant the appointment of a third independent director.

By order of the Board



Syed Babar Ali
Chairman
Lahore: March 24, 2025



Syed Hyder Ali
Chief Executive Officer
Lahore: March 24, 2025

Review Report on the Statement of Compliance contained in Listed Companies (Code of Corporate Governance) Regulations, 2019



A.F. FERGUSON & CO.

INDEPENDENT AUDITOR'S REVIEW REPORT

To the members of IGI Holdings Limited

Review Report on the Statement of Compliance contained in Listed Companies (Code of Corporate Governance) Regulations, 2019

We have reviewed the enclosed Statement of Compliance with the Listed Companies (Code of Corporate Governance) Regulations, 2019 prepared by the Board of Directors of IGI Holdings Limited ('the Company') for the year ended December 31, 2024 in accordance with the requirements of regulation 36 of the Listed Companies (Code of Corporate Governance) Regulations, 2019.

The responsibility for compliance with the Regulations is that of the Board of Directors of the Company. Our responsibility is to review whether the Statement of Compliance reflects the status of the Company's compliance with the provisions of the Regulations and report if it does not and to highlight any non-compliance with the requirements of the Regulations. A review is limited primarily to inquiries of the Company's personnel and review of various documents prepared by the Company to comply with the Regulations.

As a part of our audit of the financial statements we are required to obtain an understanding of the accounting and internal control systems sufficient to plan the audit and develop an effective audit approach. We are not required to consider whether the Board of Directors' statement on internal control covers all risks and controls or to form an opinion on the effectiveness of such internal controls, the Company's corporate governance procedures and risks.

The Regulations require the Company to place before the Audit Committee, and upon recommendation of the Audit Committee, place before the Board of Directors for their review and approval, its related party transactions and also ensure compliance with the requirements of section 208 of the Companies Act, 2017. We are only required and have ensured compliance of this requirement to the extent of the approval of the related party transactions by the Board of Directors upon recommendation of the Audit Committee.

Based on our review, nothing has come to our attention which causes us to believe that the Statement of Compliance does not appropriately reflect the Company's compliance, in all material respects, with the requirements contained in the Regulations as applicable to the Company for the year ended December 31, 2024.

A.F. Ferguson & Co.
Chartered Accountants
Karachi
Dated: April 7, 2025
UDIN: CR20241008160UPXVog9

A. F. FERGUSON & CO., Chartered Accountants, a member firm of the PwC network
State Life Building No. 1-C, I.I. Chundrigar Road, P.O. Box 4716, Karachi-74000, Pakistan
Tel: +92 (21) 32426682-6/32426711-5; Fax: +92 (21) 32415007/32427938/32424740; <www.pwc.com/pk>

■ KARACHI ■ LAHORE ■ ISLAMABAD

Unconsolidated Financial Statements



INDEPENDENT AUDITOR'S REPORT

To the members of IGI Holdings Limited

Report on the Audit of the Unconsolidated Financial Statements

Opinion

We have audited the annexed unconsolidated financial statements of **IGI Holdings Limited** (the Company), which comprise the unconsolidated statement of financial position as at December 31, 2024, the unconsolidated statement of profit or loss, the unconsolidated statement of profit and loss and other comprehensive income, the unconsolidated statement of changes in equity, the unconsolidated statement of cash flows for the year then ended, and notes to the unconsolidated financial statements, including material accounting policy information and other explanatory information, and we state that we have obtained all the information and explanations which, to the best of our knowledge and belief, were necessary for the purposes of the audit.

In our opinion and to the best of our information and according to the explanations given to us, the unconsolidated statement of financial position, the unconsolidated statement of profit or loss, the unconsolidated statement of profit and loss and other comprehensive income, the unconsolidated statement of changes in equity and the unconsolidated statement of cash flows together with the notes forming part thereof conform with the accounting and reporting standards as applicable in Pakistan and give the information required by the Companies Act, 2017 (XIX of 2017), in the manner so required and respectively give a true and fair view of the state of the Company's affairs as at December 31, 2024 and of the profit and other comprehensive income, the changes in equity and its cash flows for the year then ended.

Basis for Opinion

We conducted our audit in accordance with International Standards on Auditing (ISAs) as applicable in Pakistan. Our responsibilities under those standards are further described in the Auditor's Responsibilities for the Audit of the Unconsolidated Financial Statements section of our report. We are independent of the Company in accordance with the International Ethics Standards Board for Accountants' Code of Ethics for Professional Accountants as adopted by the Institute of Chartered Accountants of Pakistan (the Code) and we have fulfilled our other ethical responsibilities in accordance with the Code. We believe that the audit evidence we have obtained is sufficient and appropriate to provide a basis for our opinion.

Key Audit Matters

Key audit matters are those matters that, in our professional judgment, were of most significance in our audit of the unconsolidated financial statements of the current period. These matters were addressed in the context of our audit of the unconsolidated financial statements as a whole, and in forming our opinion thereon, and we do not provide a separate opinion on these matters.

Following is the Key Audit Matter:

S.No.	Key Audit Matter	How the matter was addressed in our audit
1	Assessment of recoverable amount of investment in IGI Finex Securities Limited (Refer note 6.1.5 to the annexed unconsolidated financial statements)	
	In respect of the Company's investment in IGI Finex Securities Limited, a wholly owned subsidiary of the Company, during the current year, the management has determined the recoverable amount of its investment in IGI Finex	Our audit procedures included the following: <ul style="list-style-type: none"> Understood and reviewed the management's process for assessment of recoverable amount of investment in IGI Finex Securities Limited.



A. F. FERGUSON & CO., Chartered Accountants, a member firm of the PwC network
 State Life Building No. 1-C, I.I. Chundrigar Road, P.O. Box 4716, Karachi-74000, Pakistan
 Tel: +92 (21) 32426682-6/32426711-5; Fax: +92 (21) 32415007/32427938/32424740; <www.pwc.com/pk>

■ KARACHI ■ LAHORE ■ ISLAMABAD

S.No.	Key Audit Matter	How the matter was addressed in our audit
	<p>Securities Limited and reversed an impairment loss of Rs. 21.118 million in the current year. In determining the recoverable amount, the management has used certain key assumptions. Key assumptions include growth in trading volumes, average commission rate, cost to income ratios, returns on funds deployed, discount rate, terminal growth rate etc. A significant change in the assumptions used may impact the value of investment.</p> <p>The determination of recoverable amount of investment in IGI Finex Securities Limited remains a significant area of judgment and estimation. Because of the significance of the impact of these judgments / estimations, we considered the area of assessment of recoverable of amount of investment as a key audit matter.</p>	<ul style="list-style-type: none"> Involved our valuation specialists to assist us in performing our audit procedures in this area. Tested the completeness and accuracy of the data used in the valuation model. Assessed the reasonableness of the key assumptions used by the management such as growth in trading volumes, average commission rate, cost to income ratios, returns on funds deployed, discount rate, terminal growth rate etc. Checked that the disclosures relating to the assessment of recoverable amount of investment in IGI Finex Securities Limited were in accordance with the applicable financial reporting framework.

Information Other than the Unconsolidated and Consolidated Financial Statements and Auditor's Reports Thereon

Management is responsible for the other information. The other information comprises the information included in the Annual Report, but does not include the unconsolidated and consolidated financial statements and our auditor's reports thereon.

Our opinion on the unconsolidated financial statements does not cover the other information and we do not express any form of assurance conclusion thereon.

In connection with our audit of the unconsolidated financial statements, our responsibility is to read the other information and, in doing so, consider whether the other information is materially inconsistent with the unconsolidated financial statements or our knowledge obtained in the audit or otherwise appears to be materially misstated. If, based on the work we have performed, we conclude that there is a material misstatement of this other information, we are required to report that fact. We have nothing to report in this regard.

Responsibilities of Management and Board of Directors for the Unconsolidated Financial Statements

Management is responsible for the preparation and fair presentation of the unconsolidated financial statements in accordance with the accounting and reporting standards as applicable in Pakistan and the requirements of the Companies Act, 2017 (XIX of 2017) and for such internal control as management determines is necessary to enable the preparation of unconsolidated financial statements that are free from material misstatement, whether due to fraud or error.

In preparing the unconsolidated financial statements, management is responsible for assessing the Company's ability to continue as a going concern, disclosing, as applicable, matters related to going concern and using the going concern basis of accounting unless management either intends to liquidate the Company or to cease operations, or has no realistic alternative but to do so.

Board of directors are responsible for overseeing the Company's financial reporting process.

Auditor's Responsibilities for the Audit of the Unconsolidated Financial Statements

Our objectives are to obtain reasonable assurance about whether the unconsolidated financial statements as a whole are free from material misstatement, whether due to fraud or error, and to issue an auditor's report that includes our opinion. Reasonable assurance is a high level of assurance, but is not a guarantee that an audit conducted in accordance with ISAs as applicable in Pakistan will always detect a material





misstatement when it exists. Misstatements can arise from fraud or error and are considered material if, individually or in the aggregate, they could reasonably be expected to influence the economic decisions of users taken on the basis of these unconsolidated financial statements.

As part of an audit in accordance with ISAs as applicable in Pakistan, we exercise professional judgment and maintain professional skepticism throughout the audit. We also:

- Identify and assess the risks of material misstatement of the unconsolidated financial statements, whether due to fraud or error, design and perform audit procedures responsive to those risks, and obtain audit evidence that is sufficient and appropriate to provide a basis for our opinion. The risk of not detecting a material misstatement resulting from fraud is higher than for one resulting from error, as fraud may involve collusion, forgery, intentional omissions, misrepresentations, or the override of internal control.
- Obtain an understanding of internal control relevant to the audit in order to design audit procedures that are appropriate in the circumstances, but not for the purpose of expressing an opinion on the effectiveness of the Company's internal control.
- Evaluate the appropriateness of accounting policies used and the reasonableness of accounting estimates and related disclosures made by management.
- Conclude on the appropriateness of management's use of the going concern basis of accounting and, based on the audit evidence obtained, whether a material uncertainty exists related to events or conditions that may cast significant doubt on the Company's ability to continue as a going concern. If we conclude that a material uncertainty exists, we are required to draw attention in our auditor's report to the related disclosures in the unconsolidated financial statements or, if such disclosures are inadequate, to modify our opinion. Our conclusions are based on the audit evidence obtained up to the date of our auditor's report. However, future events or conditions may cause the Company to cease to continue as a going concern.
- Evaluate the overall presentation, structure and content of the unconsolidated financial statements, including the disclosures, and whether the unconsolidated financial statements represent the underlying transactions and events in a manner that achieves fair presentation.

We communicate with the board of directors regarding, among other matters, the planned scope and timing of the audit and significant audit findings, including any significant deficiencies in internal control that we identify during our audit.

We also provide the board of directors with a statement that we have complied with relevant ethical requirements regarding independence, and to communicate with them all relationships and other matters that may reasonably be thought to bear on our independence, and where applicable, related safeguards.

From the matters communicated with the board of directors, we determine those matters that were of most significance in the audit of the unconsolidated financial statements of the current period and are therefore the key audit matters. We describe these matters in our auditor's report unless law or regulation precludes public disclosure about the matter or when, in extremely rare circumstances, we determine that a matter should not be communicated in our report because the adverse consequences of doing so would reasonably be expected to outweigh the public interest benefits of such communication.

Report on Other Legal and Regulatory Requirements

Based on our audit, we further report that in our opinion:

- a) proper books of account have been kept by the Company as required by the Companies Act, 2017 (XIX of 2017);

18



A.F. FERGUSON & Co.

- b) the unconsolidated statement of financial position, the unconsolidated statement of profit or loss, the unconsolidated statement of profit or loss and other comprehensive income, the unconsolidated statement of changes in equity and the unconsolidated statement of cash flows together with the notes thereon have been drawn up in conformity with the Companies Act, 2017 (XIX of 2017) and are in agreement with the books of account and returns;
- c) investments made, expenditure incurred and guarantees extended during the year were for the purpose of the Company's business; and
- d) zakat deductible at source under the Zakat and Ushr Ordinance, 1980 (XVIII of 1980), was deducted by the Company and deposited in the Central Zakat Fund established under section 7 of that Ordinance.

The engagement partner on the audit resulting in this independent auditor's report is **Khattab Muhammad Akhi Baig**.

A.F. Ferguson & Co.

Chartered Accountants

Karachi

Dated: April 7, 2025

UDIN: AR202410081wZ3Ao76mz

Unconsolidated Statement of Financial Position

As at December 31, 2024

ASSETS

Non-current assets

Fixed assets

- Property and equipment
- Intangible asset

Investments - net

Long-term deposits

Deferred taxation - net

Current assets

Loans and advances

Deposits and prepayments

Other receivables

Taxation - net

Bank balances

TOTAL ASSETS

EQUITY AND LIABILITIES

Share capital and reserves

Authorised share capital

200,000,000 ordinary shares of Rs. 10 each

(2023: 200,000,000 ordinary shares of Rs. 10 each)

Issued, subscribed and paid up share capital

Reserves

Surplus on remeasurement of financial assets at fair value

through other comprehensive income - net of tax

Unappropriated profit

Total equity

Current liabilities

Short term loan

Unclaimed dividend

Trade and other payables

Total liabilities

TOTAL EQUITY AND LIABILITIES

CONTINGENCIES AND COMMITMENTS

The annexed notes from 1 to 29 form an integral part of these unconsolidated financial statements.

Note

2024

2023

(Rupees in '000)

4

5

6

7

8

9

10

11

12

13

14

143

-

15,714,937

1,922

94,797

15,811,799

-

8,433

232,113

20,985

52,527

314,058

16,125,857

147

-

15,795,656

1,878

45,985

15,843,666

10,200

8,114

247,262

39,162

30,855

335,593

16,179,259

2,000,000

2,000,000

1,426,305

7,764,863

1,426,305

7,764,863

-

58,659

6,620,485

6,041,221

15,811,653

15,291,048

-

572,988

36,562

32,327

277,642


282,896

314,204


888,211

16,125,857

16,179,259



Chief Executive Officer



Chief Financial Officer




Director

Unconsolidated Statement of Profit or Loss


For The Year Ended December 31, 2024

	Note	2024	2023
		(Rupees in '000)	
Dividend income	15	1,626,621	1,586,378
Other income	16	13,615	10,641
Total income		1,640,236	1,597,019
General and administrative expenses	17	(178,327)	(131,577)
Finance costs	18	(125,584)	(218,158)
Total expenses		(303,911)	(349,735)
		1,336,325	1,247,284
Provision for doubtful loans and advances and net investment in finance lease	8.2 & 9.2	(24,790)	-
Reversal of provision against investments - net	6.1.1	21,118	5,796
Profit before taxation		1,332,653	1,253,080
Taxation - net	19	19,173	64,529
Profit after taxation		1,351,826	1,317,609
		(Rupees)	
Earnings per share - basic and diluted	20	9.48	9.24

The annexed notes from 1 to 29 form an integral part of these unconsolidated financial statements.



Chief Executive Officer



Chief Financial Officer



Director

Unconsolidated Statement of Profit or Loss and Other Comprehensive Income

For The Year Ended December 31, 2024

	Note	2024	2023
		(Rupees in '000)	
Profit after taxation		1,351,826	1,317,609
Other comprehensive income			
Items that will not be subsequently reclassified to the unconsolidated statement of profit or loss			
Surplus on remeasurement of financial assets at fair value through other comprehensive income	6.2.1 & 6.2.2	32,912	93,315
Related impact of tax		(8,350)	(25,291)
		24,562	68,024
Total comprehensive income for the year		1,376,388	1,385,633

The annexed notes from 1 to 29 form an integral part of these unconsolidated financial statements.



Chief Executive Officer



Chief Financial Officer



Director


Unconsolidated Statement of Changes in Equity

For The Year Ended December 31, 2024


	Issued, subscribed and paid-up share capital	Capital Reserves			Revenue reserves		Total
		Premium on issue of shares	Other capital reserves*	Net (deficit) / surplus on remeasurement of financial assets at fair value through other comprehensive income	General reserves*	Unappro- priated profit	
(Rupees in '000)							
Balance as at January 1, 2023	1,426,305	434,051	33,267	(9,365)	7,297,545	5,329,792	14,511,595
Profit after taxation for the year ended ended December 31, 2023	-	-	-	-	-	1,317,609	1,317,609
Other comprehensive income for the year - net of tax	-	-	-	68,024	-	-	68,024
Total comprehensive income for the year ended December 31, 2023	-	-	-	68,024	-	1,317,609	1,385,633
Transactions with owners directly recorded in equity							
Final dividend for the year ended December 31, 2022 - Rs. 2.25 per share approved on April 28, 2023	-	-	-	-	-	(320,919)	(320,919)
Interim dividend for the year ended December 31, 2023 - Rs. 2 per share approved on August 23, 2023	-	-	-	-	-	(285,261)	(285,261)
	-	-	-	-	-	(606,180)	(606,180)
Balance as at December 31, 2023	1,426,305	434,051	33,267	58,659	7,297,545	6,041,221	15,291,048
Balance as at January 1, 2024	1,426,305	434,051	33,267	58,659	7,297,545	6,041,221	15,291,048
Profit after taxation for the year ended ended December 31, 2024	-	-	-	-	-	1,351,826	1,351,826
Other comprehensive income for the year - net of tax	-	-	-	24,562	-	-	24,562
Total comprehensive income for the year ended December 31, 2024	-	-	-	24,562	-	1,351,826	1,376,388
Transfer of gain on disposal of equity investments at FVOCI to unappropriated profit - net of tax	-	-	-	(83,221)	-	83,221	-
Transactions with owners directly recorded in equity							
Final dividend for the year ended December 31, 2023 - Rs. 4 per share approved on April 29, 2024	-	-	-	-	-	(570,522)	(570,522)
Interim dividend for the year ended December 31, 2024 - Rs. 2 per share approved on August 26, 2024	-	-	-	-	-	(285,261)	(285,261)
	-	-	-	-	-	(855,783)	(855,783)
Balance as at December 31, 2024	1,426,305	434,051	33,267	-	7,297,545	6,620,485	15,811,653

* These reserves have been created by the Directors of the Company under the requirement of the Companies Act, 2017.

The annexed notes from 1 to 29 form an integral part of these unconsolidated financial statements.



Chief Executive Officer



Chief Financial Officer




Director

Unconsolidated Statement of Cash Flows


For The Year Ended December 31, 2024

	Note	2024	2023
(Rupees in '000)			
CASH FLOWS FROM OPERATING ACTIVITIES			
Profit before taxation		1,332,653	1,253,080
Adjustments for:			
Depreciation	4	4	5
Finance costs	18	125,584	218,158
Gain on disposal of property and equipment	16	-	(1,659)
Reversal of provision against investments	6.1.1	(21,118)	(5,796)
Provision for doubtful loans and advances and net investment in finance lease	8.2 & 9.2	24,790	-
Profit on savings accounts and term finance certificates	16	(13,615)	(8,982)
Dividend income	15	(1,626,621)	(1,586,378)
		(1,510,976)	(1,384,652)
Changes in working capital		(178,323)	(131,572)
Decrease / (increase) in current assets			
Long term deposits, deposits, prepayments and other receivables		196	(1,339)
Increase / (decrease) in current liabilities			
Trade and other payables other than certificate of deposits		15,331	(129,702)
		(162,796)	(262,613)
Tax paid - net		(19,812)	(1,145)
Net cash used in operating activities		(182,608)	(263,758)
CASH FLOWS FROM INVESTING ACTIVITIES			
Proceeds on disposal of property and equipment		-	2,021
Dividend received		1,626,621	1,586,378
Proceeds on sale of investments	6.2.1 & 6.2.2	134,749	-
Profit / return received on savings account and term finance certificates		13,615	8,982
Net cash generated from investing activities		1,774,985	1,597,381
CASH FLOWS FROM FINANCING ACTIVITIES			
Dividend paid		(851,548)	(603,584)
Financial charges paid		(141,169)	(194,024)
Net cash used in financing activities		(997,717)	(797,608)
Net increase in cash and cash equivalents		594,660	536,015
Cash and cash equivalent at beginning of the year		(542,133)	(1,078,148)
Cash and cash equivalents at end of the year	10.2	52,527	(542,133)

The annexed notes from 1 to 29 form an integral part of these unconsolidated financial statements.



Chief Executive Officer



Chief Financial Officer



Director

Notes to and Forming Part of the Unconsolidated Financial Statements

For The Year Ended December 31, 2024

1 STATUS AND NATURE OF BUSINESS

1.1 IGI Holdings Limited ("the Company"), a Packages Group Company, was incorporated as a public limited company in 1953 under the repealed Companies Ordinance, 1984 (now the Companies Act, 2017). The shares of the Company are quoted on the Pakistan Stock Exchange Limited. The registered office of the Company is situated at 7th floor, The Forum, Suite No. 701-713, G-20, Block 9, Khayaban-e-Jami, Clifton, Karachi. The objects of the Company include to act as an investment holding company and for that purpose invest, acquire, sell and hold the securities and financial instruments subject to compliance by the relevant laws prevailing in Pakistan from time to time.

1.2 These unconsolidated financial statements are the separate financial statements of IGI Holdings Limited. In addition to these unconsolidated financial statements, consolidated financial statements of IGI Holdings Limited and its subsidiary companies, IGI Finex Securities Limited, IGI General Insurance Limited, IGI FSI (Pvt.) Limited, IGI Life Insurance Limited and IGI Investments (Pvt.) Limited (the Group) have also been prepared. As allowed by the International Financial Reporting Standards (IFRSs), the Company has opted to present the segment information only in the consolidated financial statements of the Group.

2 BASIS OF PREPARATION

2.1 Statement of compliance

These unconsolidated financial statements have been prepared in accordance with the accounting and reporting standards as applicable in Pakistan. The accounting and reporting standards applicable in Pakistan comprise of:

- International Financial Reporting Standards (IFRSs) issued by the International Accounting Standards Board (IASB) as notified under the Companies Act, 2017; and
- Provisions of and directives issued under the Companies Act, 2017.

Where provisions of and directives issued under the Companies Act, 2017 differ from the IFRSs, the provisions of and directives issued under the Companies Act, 2017 have been followed.

2.2 Standards, interpretations and amendments to published accounting and reporting standards that are effective in the current year:

There are certain new and amended standards, interpretations and amendments that are mandatory for the Company's accounting periods beginning on or after January 1, 2024 but are considered not to be relevant or do not have any significant effect on the Company's operations and therefore, have not been detailed in these unconsolidated financial statements.

2.3 Standards, interpretations and amendments to published accounting and reporting standards that are not yet effective:

The following standards, amendments and interpretations of the accounting and reporting standards as applicable in Pakistan will be effective for accounting periods beginning on or after January 1, 2025

Standards, amendments or interpretations	Effective date (period beginning on or after)
- IAS 21 - 'The effects of changes in foreign exchange rates' (amendments)	January 1, 2025
- IFRS 9 - 'Financial Instruments'	January 1, 2026
- IFRS 7 - 'Financial Instruments Disclosures' (amendments)	January 1, 2026
- IFRS 18 - 'Presentation and Disclosure in Financial Statements' (amendments)	January 1, 2027

The management is currently in the process of assessing the impact of these standards and amendments on the unconsolidated financial statements of the Company.

'There are certain amended standards, interpretations and amendments that are mandatory for the Company's accounting periods beginning on or after January 1, 2025 but are considered not to be relevant or will not have any significant effect on the Company's operations and are therefore not stated in these unconsolidated financial statements.

Notes to and Forming Part of the Unconsolidated Financial Statements

2.4 Basis of measurement

These unconsolidated financial statements have been prepared under the historical cost convention except for certain investments which are carried at fair value and an investment in a subsidiary company which has been carried at cost less accumulated impairment.

2.5 Functional and presentation currency

The unconsolidated financial statements are presented in Pakistani Rupees, which is the Company's functional and presentation currency.

2.6 Critical accounting estimates and judgments

The preparation of these unconsolidated financial statements in conformity with the accounting and reporting standards, as applicable in Pakistan, requires the use of certain critical accounting estimates. It also requires the management to exercise its judgment in the process of applying the Company's accounting policies. Estimates and judgments are continually evaluated and are based on historical experience, including expectations of future events that are believed to be reasonable under the circumstances. The areas where various assumptions and estimates are material to the Company's unconsolidated financial statements or where judgment was exercised in application of accounting policies are as follows:

- i) Classification, valuation and impairment of investments (notes 3.3 and 6);
- ii) Impairment of non-financial assets (notes 3.17 and 6.1.1);
- iii) Provision for taxation and deferred tax (notes 3.13, 7 and 19); and
- iv) Contingencies (notes 3.16 and 14).

3 MATERIAL ACCOUNTING POLICY INFORMATION

The material accounting policies applied in the preparation of these unconsolidated financial statements are set out below. These policies have been consistently applied to all the years presented.

3.1 Investments

3.1.1 Investment in subsidiaries

Investments in subsidiaries are stated at cost less accumulated impairment losses, if any.

3.2 Financial instruments

3.2.1 Financial assets

3.2.1.1 Classification and subsequent measurement

The Company applies IFRS 9 and classifies its financial assets in the following measurement categories:

- at amortised cost
- at fair value through other comprehensive income (FVOCI)
- at fair value through profit or loss (FVPL)

The classification requirements for debt and equity instruments are described below:

(I) Debt instruments

Debt instruments are those instruments that meet the definition of a financial liability from the issuer's perspective, such as loans, government and corporate bonds and puttable instruments like units of open-ended mutual funds.

For The Year Ended December 31, 2024

Classification and subsequent measurement of debt instruments depend on:

- the Company's business model for managing the asset; and
- the cash flow characteristics of the asset.

Based on these factors, the Company classifies its debt instruments in one of the following three measurement categories:

a) At amortised cost

Assets that are held for collection of contractual cash flows where those cash flows represent solely payments of principal and interest (SPPI), and that are not designated at FVPL, are measured at amortised cost. The carrying amount of these assets is adjusted by any expected credit loss allowance recognised and measured as described in note 3.2.1.2.

b) Fair value through other comprehensive income (FVOCI)

Financial assets that are held for collection of contractual cash flows and for selling the assets, where the assets' cash flows represent solely payments of principal and interest, and that are not designated at FVPL, are measured at fair value through other comprehensive income (FVOCI). Movements in the carrying amount are taken through other comprehensive income (OCI), except for the recognition of impairment gains or losses, recognised and measured as described in note 3.2.1.2, interest revenue and foreign exchange gains and losses on the instrument's amortised cost which are recognised in consolidated statement of profit or loss. When the financial asset is derecognised, the cumulative gain or loss previously recognised in other comprehensive income (OCI) is reclassified from surplus / (deficit) on remeasurement of financial assets at fair value through other comprehensive income to the consolidated statement of profit or loss.

c) Fair value through profit or loss (FVPL)

Financial assets in this category are those that are held for trading, equity instruments not elected to be classified at fair value through other comprehensive income, or are mandatorily required to be measured at fair value under IFRS 9.

(ii) Equity instruments

Equity instruments are instruments that meet the definition of equity from the issuer's perspective and are instruments that do not contain a contractual obligation to pay and that evidence a residual interest in the issuer's net assets.

All equity investments are required to be measured in the consolidated statement of financial position at fair value, with gains and losses recognised in the consolidated statement of profit or loss, except where an irrevocable election has been made at the time of initial recognition to measure the investment at FVOCI.

However, any surplus / (deficit) arising as a result of subsequent movement in the fair value of equity securities classified as FVOCI is to be recognised in other comprehensive income and is not recycled to the consolidated statement of profit or loss on derecognition.

The dividend income for equity securities classified under FVOCI are to be recognised in the consolidated statement of profit or loss.

3.2.1.2 Impairment

The Company assesses on a forward-looking basis the expected credit losses (ECL) associated with its debt instrument assets carried at amortised cost and FVOCI. The Company recognises a loss allowance for such losses at each reporting date. The measurement of ECL reflects:

- An unbiased and probability-weighted amount that is determined by evaluating a range of possible outcomes;
- The time value of money; and
- Reasonable and supportable information that is available without undue cost or effort at the reporting date about past events, current conditions and forecasts of future economic conditions.

A default on a financial asset is when the counterparty fails to make contractual payments within 90 days of when they fall due.

Notes to and Forming Part of the Unconsolidated Financial Statements

3.2.1.3 Derecognition

Financial assets, or a portion thereof, are derecognised when the contractual rights to receive the cash flows from the assets have expired, or when they have been transferred and either:

- (i) the Company transfers substantially all the risks and rewards of ownership; or
- (ii) the Company neither transfers nor retains substantially all the risks and rewards of ownership and the Company has not retained control.

3.2.2 Initial recognition

Financial assets and financial liabilities are recognised at the time the Company becomes a party to the contractual provisions of the instrument. These are initially recognised at fair value plus transaction costs except for financial assets carried at fair value through profit or loss. Financial assets carried at fair value through profit or loss are initially recognised at fair value and transaction costs associated with these financial assets are taken directly to the unconsolidated statement of profit or loss.

3.2.3 Financial liabilities

Financial liabilities are subsequently measured at amortised cost.

3.2.3.1 Derecognition

Financial liabilities are derecognised at the time when these are extinguished i.e. when the obligation specified in the contract is discharged, cancelled or expired. Any gain or loss on derecognition of financial assets and financial liabilities is taken to the unconsolidated statement of profit or loss.

3.2.4 Offsetting of financial assets and liabilities

Financial assets and financial liabilities are offset and the net amount is reported in the unconsolidated statement of financial position when there is a legally enforceable right to set off the recognised amounts and there is an intention to settle on a net basis, or realise the assets and settle the liabilities simultaneously.

3.3 Cash and cash equivalents

Cash and cash equivalents are measured in the unconsolidated statement of financial position at amortised cost. Cash and cash equivalents include cash in hand, bank balances, short term loan and highly liquid investments having original maturity of three months or less.

3.4 Foreign currency transactions and translations

Foreign currency transactions are translated into Pakistani Rupees at the exchange rates prevailing on the date of transaction. Monetary assets and liabilities in foreign currencies are translated into Pakistani Rupees using the exchange rates prevailing at the reporting date. Non-monetary items that are measured in terms of historical cost in a foreign currency are translated using the exchange rates at the dates of the initial transactions. Exchange gains or losses are included in the unconsolidated statement of profit or loss currently.

3.5 Share capital

Ordinary shares are classified as equity and recognised at their face value. Incremental costs directly attributable to the issue of new shares or options are shown in equity as a deduction, net of tax, from the proceeds.

3.6 Borrowings

Borrowings are recognised initially at fair value, net of transaction costs incurred. Borrowings are subsequently carried at amortised cost. Any difference between the proceeds (net of transaction costs) and the redemption value is recognised in the unconsolidated statement of profit or loss over the period of the borrowings using the effective interest method.

3.7 Taxation

Income tax expense comprises current and deferred tax. The Commissioner vide its letter dated June 20, 2018 has designated the Company and its wholly-owned subsidiaries IGI Investments (Pvt.) Limited, IGI General Insurance Limited (together the 'Group') as a Group for the purpose of group taxation under Section 59AA of the Income tax Ordinance, 2001.

Current

Provision of current tax is based on the taxable income for the year determined in accordance with the prevailing law for taxation of income. The charge for the current tax is calculated using the prevailing tax rates or tax rates expected to apply to the profit for the year, if enacted. The charge for the current tax also include adjustments, where considered necessary, to provision for tax made in the previous years arising from the assessments finalised during the current year for such years.

Deferred

Deferred tax is accounted for using the balance sheet method in respect of all temporary differences at the reporting date between the tax bases and carrying amounts of assets and liabilities for financial reporting purposes. Deferred tax liabilities are generally recognised for all taxable temporary differences and deferred tax assets are recognised to the extent that it is probable that taxable profits will be available against which the deductible temporary differences, unused tax losses and tax credits can be utilised.

Deferred tax assets and liabilities are measured at the tax rates that are expected to apply to the period when the asset is realised or the liability is settled, based on the tax rates (and tax laws) that have been enacted or substantively enacted at the reporting date. Deferred tax is charged or credited to the unconsolidated statement of profit and loss, except in the case of items credited or charged to equity in which case it is included in equity.

Current and deferred taxes based on the consolidated results of the Group are allocated within the Group on the basis of separate return method, modified for determining realisability of tax credits and tax losses which are assessed at Group level. Any adjustments in the current and deferred taxes of the Company on account of Group taxation are credited or charged to the unconsolidated statement of profit or loss in the year in which they arise.

3.8 Dividends and appropriations to reserves

Dividends and appropriations to reserves are recorded in the period in which dividends and transfers are made.

3.9 Earnings per share (EPS)

The Company presents basic and diluted earnings per share (EPS) for its shareholders. Basic EPS is calculated by dividing the profit or loss attributable to the ordinary shareholders of the Company by the weighted average number of ordinary shares outstanding during the year. Diluted EPS is determined by adjusting the profit or loss attributable to the ordinary shareholders and the weighted average number of ordinary shares outstanding for the effects of all dilutive potential ordinary shares, if any.

3.10 Contingent liabilities

A contingent liability is disclosed when a Company has a possible obligation as a result of past events, whose existence will be confirmed only by the occurrence or non occurrence of one or more uncertain future events not wholly within the control of the Company or the Company has a present legal or constructive obligation that arise from past events but it is not probable that an outflow of resources embodying benefits will be required to settle the obligation, or the amount of the obligation cannot be measured with sufficient reliability.

3.11 Provisions

Provisions are recognised when the Company has a present legal or constructive obligation as a result of past events, it is probable that an outflow of resources embodying economic benefits will be required to settle the obligation and a reliable estimate of the amount can be made. Provisions are reviewed at each reporting date and adjusted to reflect the current best estimate.

Notes to and Forming Part of the Unconsolidated Financial Statements

3.12 Impairment of non-financial assets

The management assesses at each reporting date whether there is an objective evidence that the financial assets or a group of financial assets are impaired. The carrying value of assets are reviewed at each reporting date to determine whether there is any indication of impairment. If any such indication exists, the recoverable amount of such asset is estimated. An impairment loss is recognised whenever the carrying amount of an asset exceeds its recoverable amount. Reversal of impairment, if any, is recognised in the unconsolidated statement of profit or loss to the extent of impairment already recorded.

4 PROPERTY AND EQUIPMENT

	Furniture and fixtures	Office equipment	Computer equipment	Leasehold improvements	Motor vehicle owned	Total
(Rupees in '000)						
As at January 1, 2023						
Cost	3,091	3,420	4,314	9,377	2,561	22,763
Accumulated depreciation	(3,090)	(3,420)	(4,306)	(9,377)	(2,056)	(22,249)
Net book value	1	-	8	-	505	514
Year ended December 31, 2023						
Opening net book value	1	-	8	-	505	514
Disposals						
- Cost	-	-	-	-	1,807	1,807
- Accumulated depreciation	-	-	-	-	(1,445)	(1,445)
	-	-	-	-	362	362
Depreciation charge for the year	(1)	-	(4)	-	-	(5)
Closing net book value	-	-	4	-	143	147
As at December 31, 2023						
Cost	3,091	3,420	4,314	9,377	754	20,956
Accumulated depreciation	(3,091)	(3,420)	(4,310)	(9,377)	(611)	(20,809)
Net book value	-	-	4	-	143	147
As at January 1, 2024						
Cost	3,091	3,420	4,314	9,377	754	20,956
Accumulated depreciation	(3,091)	(3,420)	(4,310)	(9,377)	(611)	(20,809)
Opening net book value	-	-	4	-	143	147
Disposals	-	-	-	-	-	-
Depreciation charge for the year	-	-	(4)	-	-	(4)
Closing net book value	-	-	-	-	143	143
As at December 31, 2024						
Cost	3,091	3,420	4,314	9,377	754	20,956
Accumulated depreciation	(3,091)	(3,420)	(4,314)	(9,377)	(611)	(20,813)
Net book value	-	-	-	-	143	143
Depreciation rate % per annum - 2024	10%	20%	20%	10%	20%	
Depreciation rate % per annum - 2023	10%	20%	20%	10%	20%	

4.1 The cost of fully depreciated property and equipment still in use at the end of the year amounts to Rs. 20.956 million (2023: Rs. 20.956 million).

For The Year Ended December 31, 2024

5 INTANGIBLE ASSET

Note	2024	2023
	(Rupees in '000)	
Cost	4	4
Accumulated amortisation	(4)	(4)
Written down value	-	-

5.1 Cost of fully amortised intangible asset still in use at the end of the year amounts to Rs. 0.004 million (2023: Rs. 0.004 million).

6 INVESTMENTS - NET

Note	2024	2023
	(Rupees in '000)	
Investments in subsidiaries	15,714,937	15,693,819
Equity instruments		
- Financial assets at 'fair value through other comprehensive income'	-	101,837
Debt instruments - term finance certificates		
- Financial assets at 'fair value through other comprehensive income'	-	-
Debt instruments - unlisted redeemable preference shares		
- Financial assets at 'fair value through other comprehensive income'	-	-
	15,714,937	15,795,656

6.1 Investments in subsidiaries

	2024				2023			
	Number of shares	Cost	Impairment (note 6.1.1)	Carrying Amount	Number of shares	Cost	Impairment (note 6.1.1)	Carrying Amount
		(Rupees in '000)				(Rupees in '000)		
Quoted								
IGI Life Insurance Limited (notes 6.1.1, 6.1.2 and 6.1.3)	141,048,278	1,690,854	-	1,690,854	141,048,278	1,690,854	-	1,690,854
Unquoted								
IGI Finex Securities Limited (notes 6.1.4 and 6.1.5)	52,000,000	441,883	(218,279)	223,604	52,000,000	441,883	(239,397)	202,486
IGI General Insurance Limited (note 6.1.6)	191,838,400	1,918,384	-	1,918,384	191,838,400	1,918,384	-	1,918,384
IGI Investments (Pvt.) Limited (note 6.1.7)	118,820,950	11,882,095	-	11,882,095	118,820,950	11,882,095	-	11,882,095
Total		15,933,216	(218,279)	15,714,937		15,933,216	(239,397)	15,693,819

Notes to and Forming Part of the Unconsolidated Financial Statements

6.1.1 Movement in impairment

		2024	2023
		(Rupees in '000)	
Opening balance		239,397	245,193
Reversal during the year	6.1.5	(21,118)	(5,796)
Closing balance		218,279	239,397

6.1.2 This represents 82.694% (2023: 82.694%) holding in IGI Life Insurance Limited (IGI Life) having market value of Rs.15.9 (2023: Rs. 12.50) per share. IGI Life is engaged in life insurance, carrying on both participating and non-participating business. IGI Life is also engaged in providing Shariah Compliant family takaful products as an approved window takaful operator.

6.1.3 During the year ended December 31, 2017, 824,910 shares were withheld by IGI Life in respect of issuance of bonus shares as issuance of bonus shares had been made taxable through Finance Act, 2014. The Finance Act, 2014 introduced amendments to the Income Tax Ordinance 2001. As a result of these amendments, companies were liable to withhold bonus shares at the rate of 5 percent. In accordance with the requirements of the Ordinance these shares shall only be released if the Company deposits tax equivalent to 5 percent of the value of the bonus shares issued. The value of tax is computed on the basis of day-end price on the first day of book closure. In this regard, a suit was filed by the Company in the Honourable High Court of Sindh, challenging the applicability of withholding tax provisions on bonus shares received by the Company and a stay order was granted by the Honourable High Court of Sindh in favour of the Company.

During the year ended December 31, 2019, the above suit was dismissed by the single bench of the Honourable High Court of Sindh on account of decisions made by the single bench in similar cases earlier and vacated the stay order earlier granted by the Court. The Company had filed an appeal on June 27, 2019 before division bench of the Honourable High Court of Sindh against the above judgment issued by the single bench and has also obtained a stay order against initiation of any recovery proceedings on the basis of judgment made by the single bench of the Honourable High Court of Sindh. The Company has included these shares in its portfolio, as the management believes that the decision of the constitutional petition will be in favour of the Company.

6.1.4 This represents 100% (2023: 100%) holding in IGI Finex Securities Limited (IGI Finex) having break - up value of Rs. 16.68 (2023: Rs. 12.09) per share on the basis of the audited financial statements for the year ended December 31, 2024. The principal activities of this Company include shares and commodities brokerage, money market and foreign exchange brokerage and advisory and consulting services.

6.1.5 The management on an ongoing basis assesses the future profitability / recoverable amount of the Company's investment in IGI Finex. As a result of this exercise, the management has recognised a reversal of impairment amounting to Rs. 21.118 million against the Company's investment in IGI Finex for the year ended December 31, 2024 (2023: Rs. 5.796 million). The events and circumstances that led to this reversal was a significant growth in the capital market and favourable change in the economic conditions affecting IGI Finex and as a result of this growth and change IGI Finex experienced an increase in its future outlook for commission and brokerage income earned. In determining the recoverable amount, the management has used certain key assumptions regarding the future business, economic and market conditions over a period of 15 years. The recoverable amount of IGI Finex amounts to Rs. 223.604 million, which is equal to its Fair Value less cost of disposal. Key assumptions include market share of IGI Finex Securities Limited, average commission rate, growth in market volumes, cost to income ratios, returns on funds deployed, discount rate, terminal growth rate etc. A significant change in the assumptions used may impact the value of investment. The growth rates and margins used to estimate the future profitability are based on past performance, market trends and the management experience of growth rates and margins achievable. The management believes that the assumptions used in estimating the future profitability are consistent with past performance and trends. Since the estimated discounted cashflows are a significant unobservable input, the fair value of IGI Finex is classified as a level 3 fair value. The discount rates and growth rates used in the valuation and impairment exercise are as follows:

	2024	2023
Discount rate	19.3%	23.3%
Terminal growth rate	5.2%	7.7%

6.1.6 This represents 100% (2023: 100%) holding in IGI General Insurance Limited (IGI General) having break - up value of Rs. 18.87 (2023: Rs. 17.58) per share on the basis of the audited financial statements for the year ended December 31, 2024. The Company incorporated a wholly owned subsidiary namely IGI General Insurance Limited on November 18, 2016. The objective of IGI General is to carry on general insurance business and General Takaful (Islamic Insurance) as Window Takaful Operator.

For The Year Ended December 31, 2024

- 6.1.7** This represents 100% (2023: 100%) holding in IGI Investments (Pvt.) Ltd (IGI Investments) having break - up value of Rs 411.48 (2023: Rs. 449.27) per share on the basis of the audited financial statements for the year ended December 31, 2024. The Company incorporated a wholly owned subsidiary namely IGI Investments (Pvt.) Limited on October 31, 2016. The objective of IGI Investments is to act as an investment holding Company and to invest, acquire, sell and hold investments.

6.2 Equity instruments

	Financial assets at fair value through other comprehensive income				Financial assets at fair value through other comprehensive income			
	2024				2023			
	Number of shares	Cost	Surplus on remeasurement	Market value	Number of shares	Cost	Surplus on remeasurement	Market value
	(Rupees in '000)				(Rupees in '000)			
Quoted								
Agritech Limited (note 6.2.1)	-	-	-	-	1,352,992	17,156	1,272	18,428
Unquoted								
DHA Cogen Limited	7,600,000	-	-	-	7,600,000	-	-	-
Techlogix International Limited (note 6.2.2)	-	-	-	-	1,067,152	2,582	80,827	83,409
		-	-	-		2,582	80,827	83,409
		-	-	-		19,738	82,099	101,837

- 6.2.1** During the year, the Company has sold its investment in Agritech Limited of 1,352,992 shares at Rs. 40.11 per share.

- 6.2.2** Techlogix International Limited is a company registered in Bermuda. This investment has been made since 2005. Return on investment is in the form of dividend.

During the year, the Company has sold its investment in Techlogix International Limited of 1,067,152 shares at Rs. 75.42 per share.

6.3 Debt instruments - term finance certificates

Number of certificates		Particulars	Issue date	Note	2024	2023
2024	2023				(Rupees in '000)	
5,000	5,000	Listed term finance certificates				
		Azgard Nine Limited II	September 20, 2005	6.3.2	-	-
4,000	4,000	Unlisted term finance certificates				
861	861	Agritech Limited I*	November 30, 2007	6.3.2	-	-
13,000	13,000	Agritech Limited IV*	July 01, 2011	6.3.2	-	-
10,000	10,000	Azgard Nine Limited IV	December 04, 2007	6.3.2	-	-
		Eden Housing Limited	December 31, 2007	6.3.2	-	-
10,000	10,000	New Allied Electronics Industries (Private) Limited	December 03, 2007	6.3.2	-	-
					-	-
					-	-

*Pursuant to the issue of Class A Preference Shares (note 6.4), the existing TFCs are reflected as "to be revoked" in the CDC account of the Company and shall stand revoked subsequent to the year end.

- 6.3.1** These term finance certificates were transferred from IGI Investment Bank Limited under the Scheme of Arrangement at nil fair value.

Notes to and Forming Part of the Unconsolidated Financial Statements

6.3.2 Significant terms and conditions relating to term finance certificates are as follows:

Particulars	Certificates denomination	Profit rate per annum	Profit payment	Maturity date	Redemption
	Rupees				
Listed Term Finance Certificates					
Azgard Nine Limited II	5,000	Zero coupon	N/A	April 29, 2028	20 quarterly installments of Rs.0.302 million.
Unlisted Term Finance Certificates					
Agri-tech Limited I*	4,000	Average ask rate of six months KIBOR plus 1.75%	Semi-annually	November 29, 2019	12 semi-annual installments with stepped up repayment plan, 2012-2014: 35% (Rs.524,580,000), 2015-2017: 65% (Rs.974,220,000).
Agri-tech Limited IV*	861	Zero coupon	N/A	January 01, 2015	Principal to be repaid in 6 semi-annual installments as per the schedule, commencing from July 01, 2012.
Azgard Nine Limited IV	13,000	Zero coupon	N/A	April 29, 2028	20 quarterly installments of Rs.1.046 million.
Eden Housing Limited	10,000	Average ask rate of three months KIBOR plus 2.5% per annum from December 31, 2007 to June 29, 2013 (floor 7% and cap 20%)	Quarterly	June 29, 2014	Principal to be redeemed in unequal quarterly installments as per schedule.
Average ask rate of three months		KIBOR plus 3% per annum from June 30, 2013 to June 29, 2014 (floor 7% and cap 20%)			
New Allied Electronics Industries (Private) Limited	10,000	Average ask rate of three months KIBOR plus 2.2% (floor 7% and cap 20%)	Semi-annually	December 03, 2012	Principal redemption will take place in six equal semi annual installments starting from the 30th month of the date of public subscription after a grace period of 24 months.

*Pursuant to the issue of Class A Preference Shares (note 6.4), the existing TFCs are reflected as "to be revoked" in the CDC account of the Company and shall stand revoked subsequent to the year end.

6.4 Unlisted redeemable preference shares

Name of the Investee Company	Note	As at Jan 1, 2024	Shares issued during the period	As at December 31, 2024	As at December 31, 2024 value		
					Carrying value	Market value	Unrealised appreciation / (diminution)
			Number of shares		(Rupees in '000)		
Agri-tech Limited - Class A	6.4.1	-	2,647,503	2,647,503	-	-	-
Total as at December 31, 2024		-	2,647,503	2,647,503	-	-	-
Total as at December 31, 2023		-	-	-	-	-	-

6.4.1 The Honourable Lahore High Court approved Agri-tech Limited's (AGL) Scheme of Arrangement (SoA) on July 5, 2022, which took effect retrospectively from December 31, 2013. With respect to non-performing outstanding principal sukuks and term finance certificates issued by AGL, including the accrued profit portion, AGL, after correspondence with the creditors, has agreed in principle on the terms and conditions which are enumerated in the SoA.

As a result of the above arrangement, on December 23, 2024 2,647,503 cumulative redeemable Class A Preference Shares with limited voting rights of AGL, having face value amounting to Rs. 26,475,030 were issued to the Company.

The preference shareholders have a preferred right of dividend at the rate of 1 Year KIBOR + 4% per annum on cumulative basis.

For The Year Ended December 31, 2024

AGL shall have the option to redeem these preference shares plus any accumulated unpaid dividends in full or in part, within ninety days after the expiry of first anniversary from the date of issue i.e. December 31, 2013 and subsequently, every anniversary thereafter, by giving at least thirty days notice.

These cumulative redeemable Class A Preference Shares have been carried at nil value, as they lack a reliable measure of fair value in an active market.

- 6.5** Subsequent to the year-end, on February 7, 2025, IGI Holdings Limited completed the acquisition of a 6.04% shareholding in Packages Limited (Associated Company) by purchasing 5,396,650 ordinary shares at Rs. 487.5 per share. The transaction, initially notified to the Pakistan Stock Exchange (PSX) on November 11, 2024, has been finalized following approval from the Competition Commission of Pakistan under Competition Act, 2010. This acquisition will be reflected in the financial statements for the year ending December 31, 2025.

7 DEFERRED TAXATION - NET

Note

2024	2023
(Rupees in '000)	
Deferred tax (liability) / asset arising on (taxable) / deductible temporary difference:	
- Accelerated tax depreciation *	-
- Impairment of investment in IGI Finex Securities Limited	69,425
- Surplus / deficit on remeasurement of financial assets at fair value through other comprehensive income	(23,440)
- Provision for doubtful loans and advances and net investment in finance lease	-
94,797	45,985

* Nil due to rounding off.

8 LOANS AND ADVANCES

Loans and advances	8.1	10,200	10,200
Provision for doubtful loans and advances	8.2	(10,200)	-
		-	10,200
Others	8.3	-	-
		-	10,200

- 8.1** These loans pertain to Ex. IGI Investment Bank Limited which had been transferred to the Company under the scheme of amalgamation and have been fully provided for during the year.

- 8.2** Movement of provision for doubtful loans and advances is as follows:

Note

2024	2023
(Rupees in '000)	
Opening balance	-
Provision for the year	-
Closing balance	-

- 8.3** This represents loan converted from term finance certificates were transferred from IGI Investment Bank Limited under the Scheme of Arrangement at nil fair value

9 OTHER RECEIVABLES

Note

2024	2023
(Rupees in '000)	
Net investment in finance lease - considered good	207,031
Provision for net investment in finance lease	-
	207,031
Withholding tax on bonus shares	6,530
Receivable from related parties	559
Others	33,142
232,113	247,262

Notes to and Forming Part of the Unconsolidated Financial Statements

9.1 This balance represents outstanding amount of old lease portfolio acquired by the Company as part of amalgamation of Ex. IGI Investment Bank Limited w.e.f December 31, 2016 that has been retained by the Company as part of scheme of arrangement and carried at fair value at the time of acquisition against which an equivalent amount of security deposit are payable.

9.2	Movement of provision for net investment in finance lease as follows:	Note	2024	2023
			(Rupees in '000)	
	Opening balance		-	-
	Provision for the year		14,590	-
	Closing balance		14,590	-

9.3 This represents 50% of the amount paid by the Company to revenue authority in relation to the charge and collection of income tax on issuance of bonus shares by IGI Life Insurance Limited (as more fully explained in note 6.1.3 to these unconsolidated financial statements). The matter is already pending adjudication in the Honourable High Court of Sindh and the management, based on advice from legal advisors, is confident of a favourable outcome of the proceedings.

9.4 This represents 50% of the amount paid by the Company to revenue authority in relation to the levy of super tax under the Income Tax Ordinance, 2001 for the tax years 2017 and 2018 (as more fully explained in note 13 to these unconsolidated financial statements). The matter is already pending adjudication in the Honourable Supreme Court of Pakistan and the management, based on an advice from the legal advisors, is confident of a favourable outcome of the proceedings.

10 BANK BALANCES

	Note	2024	2023
		(Rupees in '000)	
Cash at bank			
Savings accounts	10.1	30,641	30,645
Current accounts		21,886	210
		52,527	30,855

10.1 These savings accounts carry profit at 13.5% (2023: 20.5%) per annum.

10.2 Cash and cash equivalents for the purpose of unconsolidated statement of cash flows:

	Note	2024	2023
		(Rupees in '000)	
Bank balances	10	52,527	30,855
Short term loan	12	-	(572,988)
		52,527	(542,133)

11 ISSUED, SUBSCRIBED AND PAID-UP SHARE CAPITAL

2024	2023		2024	2023
(Number of shares)			(Rupees in '000)	
1,942,187	1,942,187	Ordinary shares of Rs. 10 each issued as fully paid in cash	19,422	19,422
139,351,330	139,351,330	Ordinary shares of Rs. 10 each issued as fully paid bonus shares	1,393,513	1,393,513
1,337,033	1,337,033	Issued for consideration other than cash under scheme of amalgamation	13,370	13,370
142,630,550	142,630,550		1,426,305	1,426,305

For The Year Ended December 31, 2024

11.1 All ordinary shares carry equal voting and dividend rights.

11.2 Shares in the entity held by associated companies / related parties / undertakings:

	Basis of relationship	2024	2023
		(Percent of Shareholding)	
Babar Ali Foundation	Associate	11.51%	10.89%
Industrial Technical and Educational Institute	Associate	16.81%	16.81%
Packages Limited	Associate	10.54%	10.54%
Syed Hyder Ali	Director	19.07%	19.07%
Syed Shahid Ali	Director	1.08%	1.08%
Syed Yawar Ali	Director	1.01%	1.01%
Syed Babar Ali*	Director	0.00%	0.00%
Shamim Ahmed Khan	Director	0.01%	0.01%
Ali Ahsan*	Director	0.00%	0.00%
Saima Amin Khawaja*	Director	0.00%	0.00%

*Nil due to rounding off

12 SHORT TERM LOAN

This represents short term credit facility available from Habib Bank Limited under a mark-up arrangement amounting to Rs. 4,000 million (2023: Rs. 1,500 million). The unutilised amount as at December 31, 2024 amounts to Rs. 4,000 million (2023: Rs. 927.012 million). The rate of mark-up on this facility is 1-month KIBOR + 0.25% per annum (2023: 1-month KIBOR + 0.25% per annum). The facility is secured against pledge of shares held by its wholly owned subsidiary IGI Investments against a commission which has been disclosed in note 17.3.

13 TRADE AND OTHER PAYABLES

	Note	2024	2023
		(Rupees in '000)	
Certificates of deposit	13.1	594	594
Security deposits under lease contracts	13.2	192,441	192,441
Accrued expenses		48,776	34,660
Accrued interest		20,253	40,838
Payable to related parties		2,191	-
Others		13,387	14,363
		<u>277,642</u>	<u>282,896</u>

13.1 This represents certificates of deposit acquired by the Company as part of the amalgamation of Ex. IGI Investment Bank Limited (the Investment Bank) with and into IGI Insurance Limited as at December 31, 2016 that has been retained by the Company as part of the Scheme of Arrangement. The outstanding amount relates to two depositors with aggregate deposits amounting to Rs. 0.594 million (2023: Rs. 0.594 million) as they are untraceable. These certificates of deposits have already matured and mark-up payable on these till maturity is Rs. 0.034 million (2023: Rs. 0.034 million). In order to secure the amount for repayment of such deposits till the time parties are traced or lien matter is settled, the Company has placed this amount in a money market fund of NBP Fund Management Limited with authority to Central Depository Company (CDC) to operate the said account on its behalf and to pay the depositors as and when traced in accordance with the directions of the Securities and Exchange Commission of Pakistan (SECP).

13.2 This represents security deposits under lease contracts acquired as part of the amalgamation of Ex. IGI Investment Bank Limited with effect from December 31, 2016 that has subsequently been retained by the Company as part of the Scheme of Arrangement, against which an equivalent amount of residual value is receivable.

14 CONTINGENCIES AND COMMITMENTS

The contingencies disclosed in notes 14.1 and 14.2 were acquired by the Company as part of the amalgamation of Ex. IGI Investment Bank Limited (Investment Bank) with effect from December 31, 2016 that has been retained by the Company as part of the scheme of arrangement.

Notes to and Forming Part of the Unconsolidated Financial Statements

- 14.1** A suit had been filed against the Investment Bank before the Honourable High Court of Sindh (the Court) for declaration, damages for Rs. 81.570 million and recovery of Rs. 1 million along with interest & mark-up in connection with the transaction of asset backed securitisation between the parties. Issues had been framed for determination by the Court and the matter is at the stage of the evidence of the parties. The management, based on the advice of its legal advisor is confident that the matter will be decided in favour of the Company.
- 14.2** A suit had been filed against the Investment Bank impleaded as defendant No. 6 before the Honourable High Court of Sindh for declaration, permanent injunctions, specific performance, settlement and / or rendition of accounts and / or cancellation of cheques and damages of Rs.100 million. The Investment Bank arranged lease finance for buses which were given on lease to a customer. The Court granted leave to defend the suit to all the defendants and the matter is at the stage of evidence of the parties. The management, based on the advice of its legal advisor is confident that the matter will be decided in favour of the Company.
- 14.3** Income tax return for the tax year 2017 was filed by the Company that is deemed to be assessed under the provisions of section 120 of the Income Tax Ordinance, 2001. The Company, during year ended December 31, 2018, received a notice from the Additional Commissioner Inland Revenue (ACIR) for explanations over the matters raised in the notice prior to the amendment in the assessment under section 122 (5A) of the Income Tax Ordinance, 2001.

The principal observations raised by ACIR were related to levy of tax on undistributed profits, super tax, admissibility of tax losses of formerly IGI Investment Bank Limited and deductions claimed on account of write-offs. The Company filed constitutional petitions for the matters pertaining to the levy of tax on undistributed profits and super tax and obtained a stay order against any adverse action in relation thereto and also submitted its response / explanations to ACIR.

During the year ended December 31, 2019, ACIR passed an order against the response submitted by the Company and raised a tax demand of Rs. 435.869 million on matters raised in the notice except for the admissibility of deductions on account of write-offs. The Company filed an appeal with the Commissioner Inland Revenue (Appeals) (CIRA). The learned CIRA, on the merits of the case, decided appeal in favour of the Company on account of admissibility of tax losses of formerly IGI Investment Bank Limited, while upheld decision of ACIR on the matters pertaining to levy of tax on undistributed profits and super tax which is already pending adjudication at the Honourable High Court of Sindh. As a result of an order passed by CIRA, the tax demand has been reduced by Rs. 223.221 million. However, an appeal effect order is pending in this regard.

During the year ended December 31, 2020, the Company had filed an appeal with Appellate Tribunal Inland Revenue (ATIR) on the matters decided in favour of ACIR by the learned CIRA, while ACIR has also filed an appeal with ATIR on the matter of admissibility of tax losses decided in favour of the Company, both of which are currently pending adjudication.

During the year ended December 31, 2021, the Honourable High Court of Sindh decided the matter of tax on undistributed profits in favour of the Company. The tax department has filed a Civil Petition for Leave to Appeal in the Honourable Supreme Court of Pakistan against the order which is pending adjudication.

During the year ended December 31, 2022, the Company received a notice from ACIR to explain the position in the matters remanded by CIRA. The Company submitted the response explaining that no issues were remanded by CIRA in its order. However, the ACIR passed an amended assessment order creating a demand of Rs. 435.869 million. The Company submitted application for rectification with the Commissioner Inland Revenue (CIR) against ACIR order creating the demand erroneously. The concerned ADCIR found the Company's contention correct and issued rectification order whereby the tax demand earlier created for the Tax Year 2017 through an appeal effect order amounting to Rs 435.869 million is now reduced to Rs 29.670 million (i.e. 3 percent of the taxable income as declared in the submitted income tax return for the Tax Year 2017) which is not recoverable considering the directions of the Honourable Supreme Court of Pakistan (SCP) through judgement dated November 26, 2020 and the fact that 50 percent of the tax demand of Rs. 28.607 million (relating to super tax created of Rs 57.214 million through the assessment order dated September 17, 2019) has already been paid as per the directions of the SCP.

The management, based on the advice of its tax advisor, is confident of favourable outcome of the above proceedings.

- 14.4** Income tax return for the tax year 2018 was filed by the Company that is deemed to be assessed under the provisions of section 120 of the Income Tax Ordinance, 2001. During the year, the Company received a notice to amend assessment under section 122 (5A) from the Additional Commissioner Inland Revenue (ACIR) for explanations over the matters raised in the notice prior to the amendment in the assessment under section 122 (5A) of the Income Tax Ordinance, 2001. The principal observations raised by ACIR were related to taxation of dividend and commission income at the corporate tax rate, levy of super tax, inadmissible deductions of provision against investments and doubtful debts and impairment of goodwill. The Company filed a constitutional petition for the matter pertaining to the levy of super tax and obtained a stay order against any adverse action in relation thereto and also submitted its response / explanations to ACIR.

The ACIR passed an order against the response submitted by the Company and raised a tax demand of Rs. 475.538 million on matters raised in the notice except for the matters related to admissibility of deductions of provision against investments and doubtful debts. The Company filed an appeal with the Commissioner Inland Revenue (Appeals) (CIRA) and the learned CIRA, on the merits of the case, remanded back the matters related to taxation of dividend and commission income at corporate tax rate and impairment of goodwill while confirming decision of ACIR on account of levy of super tax which is already pending adjudication at the Honourable High Court of Sindh.

The Company filed an appeal with the Appellate Tribunal Inland Revenue (ATIR) against the order of the learned CIRA in the matters remanded back. The Company also received notice from ACIR to explain the position in the matters remanded back by CIRA. The Company, accordingly, filed a response along with the documentary evidences to ACIR on these matters.

During the year ended December 31, 2020, the Honourable High Court of Sindh has passed its judgment in the various constitutional petitions filed by various parties including the Company on the matter of levy of super tax. The Honourable High Court, while dismissing the petitions has held that the Super Tax has been validly levied under the constitution. The Company has challenged the decision of Honourable Sindh High Court in the Supreme Court of Pakistan jointly with the other petitioners. The learned Supreme Court has restrained tax department from any coercive action against petitioners subject to deposit of 50% amount of levy of super tax. During the year ended December 31, 2022, the Company had deposited the said amount pertaining to levy of super tax as directed by the Supreme Court.

The management, based on the advice of its tax advisor, is confident of favourable outcome of the above proceedings.

- 14.5** Income tax return for the tax year 2019 was filed by the Company that is deemed to be assessed under the provisions of section 120 of the Income Tax Ordinance, 2001. During the year 2020, the Company received a notice to amend assessment under section 122 (5A) from Additional Commissioner Inland Revenue (ACIR) for explanations over the matters raised in the notice prior to the amendment in the assessment under section 122 (5A) of the Income Tax Ordinance, 2001.

The principal observations raised by ACIR are related to levy of super tax, disallowance of expenses and apportionment of expenses. The Company filed constitutional petition for the matter pertaining to the levy of super tax and obtained stay order against any adverse action in relation thereto. The Company also submitted its responses / explanations to ACIR. During the year, the ACIR passed its order creating a tax demand of Rs. 278.750 million on account of apportionment of expenses and disallowance of certain expenses against which the Company filed and appeal with the Commissioner Inland Revenue (Appeals) (CIRA). The Honourable High Court also dismissed petition for the matter pertaining to the levy of super tax which has been challenged in the Honourable Supreme Court of Pakistan.

During the year ended December 31, 2022, the CIRA has passed the order whereby the matters pertaining to disallowance of expenses and apportionment of expenses have been remanded back whereas the levy of super tax has been upheld. The Company has filed an appeal with the Appellate Tribunal Inland Revenue (ATIR) against the order.

The management, based on the advice of its tax advisor, is confident of favourable outcome of the above proceedings.

- 14.6** There are no material commitments as at December 31, 2024 and December 31, 2023.

Notes to and Forming Part of the Unconsolidated Financial Statements

15 DIVIDEND INCOME

Subsidiary Companies

- IGI General Insurance Limited
- IGI Investments (Pvt.) Limited

Others

- Techlogix International Limited

Note

2024	2023
(Rupees in '000)	
745,000	585,000
880,000	1,000,000
1,621	1,378
1,626,621	1,586,378

16 OTHER INCOME

From financial assets

- Profit on savings accounts
- Income from term finance certificates

From non - financial assets

- Gain on disposal of property and equipment

7,159	5,504
6,456	3,478
13,615	8,982
-	1,659
13,615	10,641

17 GENERAL AND ADMINISTRATIVE EXPENSES

Salaries, allowances and benefits

Depreciation

Auditors' remuneration

Rent, rates and taxes

Travelling expenses

Telephone, lighting, telex and fax

Printing, postage and stationery

Insurance

IT related expenses

Commission on pledged shares

Legal and professional fees

Subscriptions

Advertisement

Directors' fee

Other expenses

17.1

4

17.2

17.1

17.1

17.1

17.1

17.1

17.1

17.1

17.1

17.1

17.1

21

17.1

117,381	78,682
4	5
20,611	19,616
1,426	1,267
720	247
293	255
1,301	1,551
1,852	1,719
801	696
7,575	7,213
14,248	7,312
7,109	6,268
1,131	2,821
3,675	3,850
200	75
178,327	131,577

17.1 Certain common expenses are charged to the Company in accordance with the Group Shared Services (GSS) Cost Allocation Review Memorandum, between the Company and the Group companies. During the year, an amount of Rs. 58.498 million (2023: Rs. 55.874 million) was charged in respect of common expenses.

17.2 Auditors' remuneration

Fee for statutory audit

Fee for interim review

Fee for the audit of the consolidated financial statements

Special certifications and sundry services

Out of pocket expenses

2024	2023
(Rupees in '000)	
1,675	1,404
675	648
2,500	1,782
14,241	13,651
1,520	2,131
20,611	19,616

17.3 This represents commission paid to IGI Investments (Pvt.) Limited at the rate of 0.2% of the market value of pledged shares which have been kept in order to obtain short term loan as disclosed in note 12 respectively.

For The Year Ended December 31, 2024

18 FINANCE COSTS

2024	2023
(Rupees in '000)	
Mark-up on short term loan	125,570
Bank charges	14
	218,143
	15
	218,158

19 TAXATION - NET

For the year		
- Current tax	435,889	399,836
- Group tax adjustment	(406,250)	(395,713)
	29,639	4,123
- Deferred tax	(48,812)	(68,652)
	(19,173)	(64,529)

19.1 Effective tax rate reconciliation

Numerical reconciliation between the average tax rate and the applicable tax rate for the year ended December 31, 2024 is as follows.

	2024 (Effective tax rate) (%)	2024 (Rupees in '000)	2023 (Effective tax rate) (%)	2023 (Rupees in '000)
Profit before tax		1,332,653		1,253,080
Tax calculation at the rate of 29%	29.00	386,470	29.00	363,393
Effect of items taxable under lower rates	(18.94)	(252,343)	(17.72)	(222,093)
Effect of group taxation	(30.48)	(406,250)	(31.58)	(395,713)
Effect of permanent differences	6.13	81,676	8.04	100,746
Effect of super tax	13.17	175,525	12.73	159,469
Effect of rate change	0.00	-	(5.61)	(70,333)
Other adjustments	(0.32)	(4,251)	0.00	-
	(1.44)	(19,173)	(5.14)	(64,529)

19.2 Break up of current tax expense recognised in these financial statements is as follows:

Current tax charge recognised in:

	2024	2023
(Rupees in '000)		
Profit or loss	29,639	4,123
Other comprehensive income	8,350	-
	37,989	4,123

20 EARNINGS PER SHARE - BASIC AND DILUTED

Profit for the year	1,351,826	1,317,609
	Number of shares	
Weighted average number of ordinary shares	142,630,550	142,630,550
	Rupees	
Earnings per share	20.1	9.24

Notes to and Forming Part of the Unconsolidated Financial Statements

- 20.1** Diluted earnings per share has not been presented as the Company does not have any convertible instruments in issue as at December 31, 2024 and December 31, 2023 which would have any effect on the earnings per share if the option to convert is exercised.

21 REMUNERATION OF CHIEF EXECUTIVE AND DIRECTORS

	2024		2023	
	Chief Executive	Directors	Chief Executive	Directors
Managerial Remuneration	37,545	-	19,509	-
Bonus	19,179	-	8,044	-
Fee for attending board meeting	-	3,675	-	3,850
	56,724	3,675	27,553	3,850
Number of persons	1	7	1	7

22 NUMBER OF EMPLOYEES

	2024	2023
	(Number of Employees)	
As at December 31	1	1
Average number of employees during the year	1	1

All other employees are on the payroll of the group companies and their cost is charged to the Company under group shared services agreement.

23 TRANSACTIONS WITH RELATED PARTIES

Related parties comprise of subsidiaries, associates, related group companies, directors of the Company, key management personnel, major shareholders, post employment benefit plans and other related parties. The Company in the normal course of business carries out transactions with various related parties at agreed / commercial terms and conditions. Amounts due to / from and other significant transactions, other than those disclosed else where in these unconsolidated financial statements, are as follows:

	Subsidiaries		Key management personnel (including directors)		Other related parties	
	2024	2023	2024	2023	2024	2023
	(Rupees in '000)					
Transactions						
Commission expense / paid	7,575	7,213	-	-	-	-
Dividend income	1,625,000	1,585,000	-	-	-	-
Dividend received	1,625,000	1,585,000	-	-	-	-
Dividend paid	-	-	181,034	1,407,550	329,027	231,813
Director fee	-	-	3,675	3,850	-	-
Key management personnel compensation	-	-	56,724	27,553	-	-
Insurance premium paid	-	29	-	-	-	-
Expenses incurred under Group Shared Services	28,841	30,715	-	-	39,312	25,159
Expenses paid by the Company on behalf of other companies under Group Shared Services	9,926	9,533	-	-	-	-
Receipts against Group Shared Services	9,926	9,533	-	-	-	-
Payments against Group Shared Services	16,165	19,530	-	-	36,885	24,528
Balances						
Investment in shares	15,714,937	15,693,819	-	-	-	-
Group shared service payable / (receivable)	2,191	(559)	-	-	2,427	2,246

For The Year Ended December 31, 2024

23.1 Maximum aggregate amount payable to IGI General Insurance Limited (subsidiary), IGI Finex Securities Limited (subsidiary), IGI Investments (Private) Limited (subsidiary) and IGI Life Insurance Limited (subsidiary) at the end of any month during the year was Rs. 9.644 million, Rs. 4.841 million, Rs. 0.122 million and Rs. Nil (2023: Rs. 5.887 million, Rs. 7.771 million, Nil and Rs. 1.672 million) respectively.

23.2 Following are the related parties with whom the Company had entered into transactions or have arrangement / agreement in place:

S. No.	Name of related party	Basis of association / relationship	Aggregate % of shareholding
1	IGI Life Insurance Limited	Subsidiary	82.69%
2	IGI General Insurance Limited	Subsidiary	100%
3	IGI Investments (Pvt.) Limited	Subsidiary	100%
4	IGI Finex Securities Limited	Subsidiary	100%
5	Industrial Technical and Educational Institute	Associate / Shareholder	16.81%
6	Babar Ali Foundation	Associate/Shareholder	11.51%
7	Packages Limited	Associate/Shareholder	10.50%
8	Syed Babar Ali	Chairman	N/A
9	Packages Convertors Limited	Subsidiary of Associate	N/A

24 FINANCIAL INSTRUMENTS BY CATEGORY

Financial assets

Non-current assets

Long-term deposits

2024		
At amortised cost	At fair value through other comprehensive income	Total
(Rupees in '000)		

1,922 - 1,922

Current assets

Loans and advances

Deposits

Other receivables

Bank balances

-	-	-
3,344	-	3,344
192,441	-	192,441
52,527	-	52,527
248,312	-	248,312
250,234	-	250,234

Financial liabilities

Unclaimed dividend

Trade and other payable

2024	
At amortised cost	Total
(Rupees in '000)	
36,562	36,562
276,568	276,568
313,130	313,130

Notes to and Forming Part of the Unconsolidated Financial Statements

Financial assets

Non-current assets

Investments - net
Long-term deposits

Current assets

Loans and advances
Deposits
Other receivables
Bank balances

2023		
At amortised cost	At fair value through other comprehensive income	Total
(Rupees in '000)		
-	101,837	101,837
1,878	-	1,878
1,878	101,837	103,715
10,200	-	10,200
3,344	-	3,344
207,590	-	207,590
30,855	-	30,855
251,989	-	251,989
253,867	101,837	355,704

Financial liabilities

Short term loan
Unclaimed dividend
Trade and other payable

2023	
At amortised cost	Total
(Rupees in '000)	
572,988	572,988
32,327	32,327
282,896	282,896
888,211	888,211

25 RISK MANAGEMENT

Risk management framework

The Company's activities expose it to a variety of financial risks: credit risk, liquidity risk and market risk (including interest / mark-up rate risk and price risk). The Company's overall risk management program focuses on the unpredictability of financial markets and seeks to minimise potential adverse effects on the financial performance. Overall, risks arising from the Company's financial assets and liabilities are limited. The Company consistently manages its exposure to financial risk without any material change from previous period in the manner described in notes below. The Board of Directors has overall responsibility for the establishment and oversight of Company's risk management framework. The Board is also responsible for developing the Company's risk management policies.

25.1 Financial risk

(i) Market risk

Market risk is the risk that the fair value or future cash flows of financial instruments will fluctuate due to changes in market variables such as interest rates, foreign exchange rates and market prices.

(a) Interest rate risk

Interest rate risk is the risk that the fair value or future cash flows of a financial instrument will fluctuate because of changes in market interest rates.

For The Year Ended December 31, 2023

The Company is exposed to interest / mark-up rate risk in respect of the following:

2024							
Interest Rates	Interest / mark-up bearing			Non-interest / mark-up bearing			Total
	Maturity upto one year	Maturity after one year	Sub total	Maturity upto one year	Maturity after one year	Sub total	
	(Rupees in '000)						
Financial assets							
Long term deposits	-	-	-	-	1,922	1,922	1,922
Loans and advances	-	-	-	-	-	-	-
Deposits	-	-	-	3,344	-	3,344	3,344
Other receivables	-	-	-	192,441	-	192,441	192,441
Bank balances	30,641	-	30,641	21,886	-	21,886	52,527
	30,641	-	30,641	217,671	1,922	219,593	250,234
Financial liabilities							
Unclaimed dividend	-	-	-	36,562	-	36,562	36,562
Trade and other payables	-	-	-	276,568	-	276,568	276,568
	-	-	-	313,130	-	313,130	313,130
	30,641	-	30,641	(95,459)	1,922	(93,537)	(62,896)
2023							
Interest Rates	Interest / mark-up bearing			Non-interest / mark-up bearing			Total
	Maturity upto one year	Maturity after one year	Sub total	Maturity upto one year	Maturity after one year	Sub total	
	(Rupees in '000)						
Financial assets							
Investments	-	-	-	-	101,837	101,837	101,837
Long term deposits	-	-	-	-	1,878	1,878	1,878
Loans and advances	-	-	-	10,200	-	10,200	10,200
Deposits	-	-	-	3,344	-	3,344	3,344
Other receivables	-	-	-	207,590	-	207,590	207,590
Bank balances	30,645	-	30,645	210	-	210	30,855
	30,645	-	30,645	221,344	103,715	325,059	355,704
Financial liabilities							
Short term loan	572,988	-	572,988	-	-	-	572,988
Unclaimed dividend	-	-	-	32,327	-	32,327	32,327
Trade and other payables	-	-	-	282,896	-	282,896	282,896
	572,988	-	572,988	315,223	-	315,223	888,211
	(542,343)	-	(542,343)	(93,879)	103,715	9,836	(532,507)

Sensitivity analysis

Interest / mark-up rate risk is the risk that value of a financial instrument or future cash flows of a financial instrument will fluctuate due to changes in the market interest / mark-up rates. Sensitivity to interest / mark up rate risk arises from mismatches of financial assets and liabilities that mature or re-price in a given period. The Company manages these mismatches through risk management strategies where significant changes in gap position can be adjusted. Borrowing arrangements have variable rate pricing that is dependent on the Karachi Inter Bank Offer Rate (KIBOR) as indicated in the respective notes. The table below summarises Company's interest rate risk as of December 31, 2024 and December 31, 2023 and shows the effects of a hypothetical 1% increase and a 1% decrease in interest rates as at the year end.

As at December 31, 2024

Cash flow sensitivity - variable rate financial instruments

As at December 31, 2023

Cash flow sensitivity - variable rate financial instruments

Impact on the unconsolidated statement of profit or loss	
Increase	Decrease
(Rupees in '000)	
(306)	306
5,423	(5,423)

Notes to and Forming Part of the Unconsolidated Financial Statements

(b) Foreign currency risk

Currency risk is the risk that the value of a financial asset or liability will fluctuate due to changes in foreign currency rates. Foreign exchange risk arises mainly where receivables and payables exist due to transactions in foreign currencies. As of the reporting date, the Company does not have material assets or liabilities which are exposed to foreign currency risk.

(c) Price risk

Price risk represents the risk that the fair value of a financial instrument will fluctuate because of changes in the market prices (other than those arising from interest / mark up rate risk or currency risk), whether those changes are caused by factors specific to the individual financial instrument or its issuer, or factors affecting all or similar financial instruments traded in the market. The Company is exposed to equity price risk since it has investments in quoted equity securities amounting to Rs. Nil (2023: Rs. 18.428 million) at the reporting date.

The Company's strategy is to hold its strategic equity investments for long period of time. Thus, the Company's management does not consider short term price fluctuations with respect to its strategic investments provided that the underlying business, economic and management characteristics of the investee remain favourable. The Company strives to maintain above average levels of shareholders' capital to provide a margin of safety against short term equity price volatility. The Company manages price risk by monitoring exposure in equity securities and implementing strict discipline in internal risk management and investment policies.

The carrying value of investments subject to equity price risk are based on market prices as of the reporting date.

Market prices are subject to fluctuation and consequently the amount realised in the subsequent sale of an investment may significantly differ from the reported market value. Furthermore, amount realised in the sale of a particular security may be affected by the relative quantity of the security being sold. The Company has no significant concentration of price risk.

Sensitivity analysis

The table below summarises the Company's equity price risk as of December 31, 2024 and December 31, 2023 and shows the effects of a hypothetical 10% increase and a 10% decrease in market prices as at the year end. The selected hypothetical change does not reflect what could be considered to be the best or worst case scenarios. Indeed, results could be worse in the Company's equity investment portfolio because of the nature of equity markets. The impact of hypothetical change would be as follows:

	Fair value (Rupees in '000)	Hypothetical price change	Estimated fair value after hypothetical change in prices	Hypothetical increase / (decrease) in shareholders' equity	Hypothetical increase/ (decrease) in total comprehensive income
2024	-	10% increase 10% decrease	- -	- -	- -
2023	18,428	10% increase 10% decrease	20,271 16,585	1,843 (1,843)	1,843 (1,843)

(ii) Liquidity risk

Liquidity risk is the risk that the Company will encounter difficulty in meeting obligations associated with its financial liabilities. To guard against the risk, the Company maintains balance of cash and other equivalents and readily marketable securities. The maturity profile of assets and liabilities are also monitored to ensure adequate liquidity is maintained.

The table below analyses the Company's financial liabilities into relevant maturity groupings based on the remaining period at the reporting date to the contractual maturity date on an undiscounted cash flow basis.

	2024			
	Carrying amount	Contractual cash flow	Upto one year	More than one year
Unclaimed dividend	36,562	36,562	36,562	-
Trade and other payables	276,568	276,568	276,568	-
	313,130	313,130	313,130	-

	2023			
	Carrying amount	Contractual cash flow	Up to one year	More than one year
	(Rupees in '000)			
Short term loan	572,988	572,988	572,988	-
Unclaimed dividend	32,327	32,327	32,327	-
Trade and other payables	282,896	282,896	282,896	-
	888,211	888,211	888,211	-

(iii) Credit risk

Credit risk is the risk that arises with the possibility that one party to a financial instrument will fail to discharge its obligation and cause the other party to incur a financial loss. The Company attempts to control credit risk by monitoring credit exposures by undertaking transactions with a large number of counterparties in various industries and by continually assessing the credit worthiness of counterparties.

Concentration of credit risk occurs when a number of counterparties have a similar type of business activities. As a result, any change in economic, political or other conditions would effect their ability to meet contractual obligations in similar manner. The Company's credit risk exposure is not significantly different from that reflected in the financial statements. The management monitors and limits the Company's exposure to credit risk through monitoring of client's exposure and conservative estimates of provisions for doubtful assets, if any. The management is of the view that it is not exposed to significant concentration of credit risk as its financial assets are adequately diversified in entities of sound financial standing, covering various industrial sectors and investment in finance lease is secured against deposits under lease contracts.

	2024	2023
	(Rupees in '000)	
Bank balances	52,527	30,855
Other receivables	192,441	207,590
Long-term deposits	1,922	1,878
Deposits	3,344	3,344
Loans and advances	-	10,200

The credit quality of Company's bank balances can be assessed with reference to external credit ratings as follows:

	Rating Agency	Rating		Amount
		Short Term	Long Term	(Rupees in '000)
Bank balances				
MCB Bank Limited	PACRA	A1+	AAA	36,092
Standard Chartered Bank (Pakistan) Limited	PACRA	A1+	AAA	-
Habib Bank Limited	VIS	A1+	AAA	16,168
Bank Al-Habib Limited	PACRA	A1+	AAA	1
United Bank Limited*	VIS	A1+	AAA	-
Allied Bank Limited*	PACRA	A1+	AAA	-
Soneri Bank Limited	PACRA	A1+	AA-	7
Bank Alfalah Limited	PACRA	A1+	AAA	24
Faysal Bank Limited	PACRA	A1+	AA	5
Bank Makramah Limited	N/A	Not rated	Not rated	26
National Bank of Pakistan	PACRA	A1+	AAA	100
State Bank of Pakistan	N/A	Not rated	Not rated	104

*Nil due to rounding off.

26 FAIR VALUE MEASUREMENT

Fair value is the price that would be received to sell an asset or paid to transfer a liability in an orderly transaction between market participants at the measurement date.

Notes to and Forming Part of the Unconsolidated Financial Statements

Underlying the definition of fair value is the presumption that the Company is a going concern without any intention or requirement to curtail materially the scale of its operations or to undertake a transaction on adverse terms.

Financial assets which are tradable in an open market are revalued at the market prices prevailing on the reporting date. The estimated fair value of all other financial assets and liabilities is considered not to be significantly different from the respective book values.

Fair value hierarchy

International Financial Reporting Standard 13, 'Fair Value Measurement' requires the Company to classify assets using a fair value hierarchy that reflects the significance of the inputs used in making the measurements. The fair value hierarchy has the following levels:

Level 1: quoted prices (unadjusted) in active markets for identical assets or liabilities;

Level 2: inputs other than quoted prices included within level 1 that are observable for the asset or liability either directly (i.e. as prices) or indirectly (i.e. derived from prices); and

Level 3: inputs for the asset or liability that are not based on observable market data (i.e. unobservable inputs).

As at December 31, 2024 and December 31, 2023, the Company held the following financial instruments measured at fair values:

Financial assets

- Investments - at fair value through other comprehensive income

2024		
Level 1	Level 2	Level 3
(Rupees in '000)		
-	-	-

Financial assets

- Investments - at fair value through other comprehensive income

2023		
Level 1	Level 2	Level 3
(Rupees in '000)		
18,428	-	83,409

27 GENERAL

27.1 Figures in these unconsolidated financial statements have been rounded off to the nearest thousand of rupees.


27.2 Comparative information has been reclassified, rearranged or additionally incorporated in these unconsolidated financial statements for the purpose of better presentation. There were no material reclassifications during the year.

28 DATE OF AUTHORISATION FOR ISSUE


These unconsolidated financial statements were authorised for issue on March 24, 2025 by the Board of Directors of the Company.

29 EVENTS AFTER REPORTING DATE

The Board of Directors has proposed a final dividend for the year ended December 31, 2024 of Rs. 4 per share (2023: Rs. 4 per share), amounting to Rs 570.522 million (2023: Rs 570.522 million) in its meeting held on March 24, 2025 for the approval of the members at the annual general meeting to be held on April 29, 2025. The unconsolidated financial statements for the year ended December 31, 2024 do not include the effect of this appropriation which will be accounted for in the unconsolidated financial statements for the year ending December 31, 2025.



Chief Executive Officer



Chief Financial Officer



Director

Directors' Report to the Shareholders on Consolidated Financial Statements for the year ended December 31, 2024

On behalf of the Board, I am pleased to present the consolidated financial statements of IGI Holdings Limited ("IGI Holdings") and its subsidiaries including IGI Life Insurance Limited (IGI Life), IGI General Insurance Limited (IGI General Insurance), IGI Investments (Private) Limited (IGI Investments) and IGI Finex Securities Limited (IGI Finex) ("the Subsidiaries") (collectively referred to as 'the Group') for the year ended December 31, 2024.

GROUP PERFORMANCE REVIEW

Profit before tax

Taxation

Profit after tax

Profit / (loss) attributable to:

Equity holders of the parent

Attributable to non-controlling interest

Earnings per share

2024	2023
(Rupees in '000)	
1,963,603	5,753,735
(1,219,360)	(1,842,095)
744,243	3,911,640
695,976	3,886,944
48,267	24,696
744,243	3,911,640
(Rupees)	
4.88	27.25

During the current year, the Group recorded profit after tax of Rs. 744 million compared to Rs. 3,912 million earned in 2023 representing a decline of 81%, the decline is due to decrease in share of profit from associates.

The Group achieved earnings per share of Rs. 4.88 compared to Rs. 27.25 during 2023.

Financial Highlights of the subsidiaries are hereunder:

IGI GENERAL

During the current year, IGI General has written gross premium of Rs. 16,053 million (including Takaful contributions) as compared to Rs. 14,332 million during the previous year. IGI General has written net premium of Rs. 4,866 million as compared to Rs. 4,482 million during the previous year. IGI General has incurred net claims of Rs. 2,235 million compared to Rs. 1,952 million during 2023. IGI General also earned investment income of Rs 813 million as compared to Rs 509 million during 2023.

As a result, the Company has generated profit after tax of Rs. 1,243 million as compared to that of Rs. 674 million for the year 2023.

IGI INVESTMENTS

During current year IGI Investments earned dividend income amounting to Rs. 812 million as compared to Rs. 1,272 million during 2023. IGI Investments has earned profit before tax Rs. 709 million as compared to Rs 4,238 million in previous year and has posted profit after tax of Rs. 1,137 million compared to Rs. 2,787 million during 2023. The earnings per share stood at Rs. 9.6 per share as compared to Rs. 23.5 per share during 2023.

IGI FINEX

During the current year, IGI Finex has generated operating income of Rs. 659 million as compared to Rs. 621 million during 2023. The Company has posted a profit after tax of Rs. 230 million compared to Rs. 307 million for the year 2023.

IGI LIFE

During the year, Gross Premium written (including Takaful Contributions) by IGI Life stood at Rs. 13,095 million as compared to Rs. 7,686 million in 2023, posting an increase of 70%.

IGI Life has recorded profit after tax of Rs. 279 million in current year against Rs. 143 million in 2023 (including surplus/deficit of statutory funds).

We deeply appreciate the support and trust of our business partners and stakeholders, as well as the dedication and commitment of our employees.


For and on behalf of the Board



Syed Babar Ali

Chairman

Lahore: March 24, 2025



Syed Hyder Ali

Chief Executive Officer

Lahore: March 24, 2025

Consolidated Financial Statements



INDEPENDENT AUDITOR'S REPORT

To the members of IGI Holdings Limited

Opinion

We have audited the annexed consolidated financial statements of **IGI Holdings Limited** and its subsidiaries (the Group), which comprise the consolidated statement of financial position as at December 31, 2024, and the consolidated statement of profit or loss, the consolidated statement of profit or loss and other comprehensive income, the consolidated statement of changes in equity and the consolidated statement of cash flows for the year then ended, and notes to the consolidated financial statements, including a summary of material accounting policies and other explanatory information.

In our opinion, consolidated financial statements give a true and fair view of the consolidated financial position of the Group as at December 31, 2024, and of its consolidated financial performance and its consolidated cash flows for the year then ended in accordance with the accounting and reporting standards as applicable in Pakistan.

Basis for Opinion

We conducted our audit in accordance with International Standards on Auditing (ISAs) as applicable in Pakistan. Our responsibilities under those standards are further described in the *Auditor's Responsibilities for the Audit of the Consolidated Financial Statements* section of our report. We are independent of the Group in accordance with the International Ethics Standards Board for Accountants' *Code of Ethics for Professional Accountants* as adopted by the Institute of the Chartered Accountants of Pakistan (the Code), and we have fulfilled our other ethical responsibilities in accordance with the Code. We believe that the audit evidence we have obtained is sufficient and appropriate to provide a basis for our opinion.

Emphasis of Matter

We draw attention to note 22.4 to the consolidated financial statements describing the matter related to provincial sales tax liability on premium charged to the policyholders in respect of group health and life insurance. Our opinion is not modified in respect of this matter.

Key Audit Matters

Key audit matters are those matters that, in our professional judgment, were of most significance in our audit of the consolidated financial statements of the current period. These matters were addressed in the context of our audit of the consolidated financial statements as a whole, and in forming our opinion thereon, and we do not provide a separate opinion on these matters.

Following are the Key Audit Matters:

S.No.	Key Audit Matters	How the matters were addressed in our audit
1	Insurance liabilities (Refer notes 4.11 and 17 of the annexed consolidated financial statements)	
	The policyholders' liabilities represent the single largest liability of the Group constituting 52% of the total liabilities at December 31, 2024. The method for determination of actuarial reserve for the policyholders' liabilities of a life insurance company is specified under Annexure 5 to Rule 23 of the Insurance Rules, 2017. The	Our audit procedures, amongst others, included the following: <ul style="list-style-type: none"> Obtained an understanding from the management of the actuarial assumptions and methodologies used for estimating the policyholders' liabilities as at December 31, 2024.

A. F. FERGUSON & CO., Chartered Accountants, a member firm of the PwC network
State Life Building No. 1-C, I.I. Chundrigar Road, P.O. Box 4716, Karachi-74000, Pakistan
Tel: +92 (21) 32426682-6/32426711-5; Fax: +92 (21) 32415007/32427938/32424740; <www.pwc.com/pk>

■ KARACHI ■ LAHORE ■ ISLAMABAD

S.No.	Key Audit Matters	How the matters were addressed in our audit
	<p>Annexure describes the valuation method to be used in determination of the actuarial reserves for the policyholders' liabilities with respect to unit linked, universal life and other segments and certain valuation parameters (such as mortality rates, morbidity rates, valuation rates of interest etc.) to be taken into account.</p> <p>The appointed actuary of the Group carries out an investigation as at the end of each year about the financial condition of the life insurance business carried on by the Group, including a valuation of its policyholders' liabilities at December 31, 2024 and issues a report thereon.</p> <p>The determination of the policyholders' liabilities is a significant area of judgment and estimation. Because of the significance of the impacts of these judgments / estimations, we considered this area as a key audit matter.</p>	<ul style="list-style-type: none"> Inquired from the management about the consistency of the method used for calculation of the policyholders' liabilities and assumptions for the valuation parameters at December 31, 2024 to establish whether these had been subject to any arbitrary discontinuities from those used at December 31, 2023. Reviewed the report submitted by the appointed actuary expressing his satisfaction over the valuation of the policyholders' liabilities in accordance with Annexure 5 to Rule 23 of the Insurance Rules, 2017 and performed an independent assessment of the assumption and conclusion. Engaged an independent actuarial expert to assess whether the reserving methodology used with respect to all statutory funds maintained by the Group was in line with the Minimum Valuation Basis given in Annexure 5 to Rule 23 of the Insurance Rules, 2017 and was further in accordance with generally accepted actuarial principles. Independently verified, on a test basis, the data used in the determination of the policyholders' liabilities. Recomputed, on a test basis, the account / cash values of the policyholders at December 31, 2024 by applying the relevant parameters (such as management fee charged, cost of insurance charged, return credited etc.) of the respective products. Recomputed, on a test basis, the element of unearned premium with respect to the policies issued under group health and group life business. Assessed the relevant disclosures made in the consolidated financial statements to determine whether these complied with the accounting and reporting standards as applicable in Pakistan.
2	<p>Valuation and impairment of investments (Refer notes 4.16, 4.17, 4.18 and 7 of the annexed consolidated financial statements)</p>	
	<p>The investments of Rs. 102,476.066 million as at December 31, 2024 held by the Group constitute the most significant component of total assets of the Group.</p> <p>The proper valuation of the investments portfolio of the Group as at December 31, 2024 was considered a significant area of estimation and therefore, a key audit matter.</p>	<p>Our audit procedures included the following:</p> <ul style="list-style-type: none"> Tested the design and operating effectiveness of the key controls for valuation of investments. Checked that investments were valued appropriately in accordance with the requirements of the accounting and reporting standards as applicable in Pakistan. Checked that net unrealised gains / losses arising on the subsequent measurement of investments were appropriately accounted for in the consolidated financial statements. Checked the appropriate recognition of related adjustments to insurance liabilities in other comprehensive income where net unrealised gains / losses on available for sale investments were recognised in other comprehensive income. Obtained independent confirmations for verifying the existence of the investment portfolio as at December 31, 2024 and reconciled them with the books and records of the Group.

488

S.No.	Key Audit Matters	How the matters were addressed in our audit
		<ul style="list-style-type: none"> Checked the relevant presentation and disclosures made in the consolidated financial statements to determine whether these comply with the accounting and reporting standards as applicable in Pakistan.
3	Valuation of Incurred But Not Reported claims reserves (IBNR) (Refer notes 4.7.1 and 24 of the annexed consolidated financial statements)	
	<p>As at December 31 2024, provision for IBNR amounted to Rs 212.426 million.</p> <p>The provision for IBNR claims is calculated by the Group as required under Circular No. 9 of 2016 issued by the Securities and Exchange Commission of Pakistan (SECP).</p> <p>The determination of provision for IBNR claims involves estimation and judgment. Because of the significance of the impact of these judgments / estimations, we considered the area of IBNR as a key audit matter.</p>	<p>Our audit procedures included the following:</p> <ul style="list-style-type: none"> Obtained understanding of the actuarial assumptions and methodologies used for estimating the IBNR claims at December 31 2024. Reviewed the report submitted by the Group's appointed actuary on the IBNR reserves. Independently verified on a test basis, the accuracy of data utilised by the management to support the actuarial valuation. Engaged an independent actuarial expert to assess whether the methodology noted in the Group's appointed actuary's report is in accordance with the method prescribed by SECP Circular No 9 of 2016. Assessed the relevant disclosures made in the consolidated financial statements to determine whether these complied with the accounting and reporting standards as applicable in Pakistan.

Information Other than the Unconsolidated and Consolidated Financial Statements and Auditor's Reports Thereon

Management is responsible for the other information. The other information comprises the information included in the annual report, but does not include the unconsolidated and consolidated financial statements and our auditor's reports thereon.

Our opinion on the consolidated financial statements does not cover the other information and we do not express any form of assurance conclusion thereon.

In connection with our audit of the consolidated financial statements, our responsibility is to read the other information and, in doing so, consider whether the other information is materially inconsistent with the consolidated financial statements or our knowledge obtained in the audit or otherwise appears to be materially misstated. If, based on the work we have performed, we conclude that there is a material misstatement of this other information, we are required to report that fact. We have nothing to report in this regard.

Responsibilities of Management and the Board of Directors for the Consolidated Financial Statements

Management is responsible for the preparation and fair presentation of the consolidated financial statements in accordance with accounting and reporting standards as applicable in Pakistan and Companies Act, 2017 and for such internal control as management determines is necessary to enable the preparation of consolidated financial statements that are free from material misstatement, whether due to fraud or error.

485



In preparing the consolidated financial statements, management is responsible for assessing the Group's ability to continue as a going concern, disclosing, as applicable, matters related to going concern and using the going concern basis of accounting unless management either intends to liquidate the Group or to cease operations, or has no realistic alternative but to do so.

The Board of Directors is responsible for overseeing the Group's financial reporting process.

Auditor's Responsibilities for the Audit of the Consolidated Financial Statements

Our objectives are to obtain reasonable assurance about whether the consolidated financial statements as a whole are free from material misstatement, whether due to fraud or error, and to issue an auditor's report that includes our opinion. Reasonable assurance is a high level of assurance, but is not a guarantee that an audit conducted in accordance with ISAs as applicable in Pakistan will always detect a material misstatement when it exists. Misstatements can arise from fraud or error and are considered material if, individually or in the aggregate, they could reasonably be expected to influence the economic decisions of users taken on the basis of these consolidated financial statements.

As part of an audit in accordance with ISAs as applicable in Pakistan, we exercise professional judgment and maintain professional skepticism throughout the audit. We also:

- Identify and assess the risks of material misstatement of the consolidated financial statements, whether due to fraud or error, design and perform audit procedures responsive to those risks, and obtain audit evidence that is sufficient and appropriate to provide a basis for our opinion. The risk of not detecting a material misstatement resulting from fraud is higher than for one resulting from error, as fraud may involve collusion, forgery, intentional omissions, misrepresentations, or the override of internal control.
- Obtain an understanding of internal control relevant to the audit in order to design audit procedures that are appropriate in the circumstances, but not for the purpose of expressing an opinion on the effectiveness of the Group's internal control.
- Evaluate the appropriateness of accounting policies used and the reasonableness of accounting estimates and related disclosures made by management.
- Conclude on the appropriateness of management's use of the going concern basis of accounting and, based on the audit evidence obtained, whether a material uncertainty exists related to events or conditions that may cast significant doubt on the Group's ability to continue as a going concern. If we conclude that a material uncertainty exists, we are required to draw attention in our auditor's report to the related disclosures in the consolidated financial statements or, if such disclosures are inadequate, to modify our opinion. Our conclusions are based on the audit evidence obtained up to the date of our auditor's report. However, future events or conditions may cause the Group to cease to continue as a going concern.
- Evaluate the overall presentation, structure and content of the consolidated financial statements, including the disclosures, and whether the consolidated financial statements represent the underlying transactions and events in a manner that achieves fair presentation.
- Obtain sufficient appropriate audit evidence regarding the financial information of the entities or business activities within the Group to express an opinion on the consolidated financial statements. We are responsible for the direction, supervision and performance of the group audit. We remain solely responsible for our audit opinion.

We communicate with the Board of Directors regarding, among other matters, the planned scope and timing of the audit and significant audit findings, including any significant deficiencies in internal control that we identify during our audit.

We also provide the Board of Directors with a statement that we have complied with relevant ethical requirements regarding independence, and to communicate with them all relationships and other matters that may reasonably be thought to bear on our independence, and where applicable, related safeguards.

485

**A.F. FERGUSON & Co.**

From the matters communicated with the Board of Directors, we determine those matters that were of most significance in the audit of the consolidated financial statements of the current period and are therefore the key audit matters. We describe these matters in our auditor's report unless law or regulation precludes public disclosure about the matter or when, in extremely rare circumstances, we determine that a matter should not be communicated in our report because the adverse consequences of doing so would reasonably be expected to outweigh the public interest benefits of such communication.

The engagement partner on the audit resulting in this independent auditor's report is **Khattab Muhammad Akhi Baig**.

A handwritten signature in blue ink that reads 'A.F. Ferguson & Co.'.

A.F. Ferguson & Co.
Chartered Accountants
Karachi
Dated: April 7, 2025
UDIN: AR2024100819a8xSpDv2

As at December 31, 2024

Non-current assets

- Property and equipment
- Intangible assets

Long term deposits

Non current asset held for sale

Deferred taxation - net

Trade and other payables

CONTINGENCIES AND COMMITMENTS

The annexed notes from 1 to 41 form an integral part of these consolidated financial statements.

Sandip Kumar

Chief Executive Officer

Sankhan

Director

Avail

Chief Financial Officer

Note	2024	2023
	(Rupees in '000)	
5	960,656	896,672
6	489,357	397,916
7	84,172,240	80,995,932
	16,252	23,008
	85,638,505	82,313,528
8	6,249,216	4,393,820
	8,026,127	6,819,523
7	18,303,826	12,930,531
	194,406	195,945
	465,160	449,323
	351,238	401,707
9	5,373,226	4,196,464
	257,776	155,810
	889,134	798,414
10	3,839,716	4,437,112
11	-	9,110
	43,949,825	34,787,759
	129,588,330	117,101,287
	2,000,000	2,000,000
15	1,426,305	1,426,305
	45,083,182	46,410,681
	17,215,423	18,012,666
	63,724,910	65,849,652
16	370,155	312,680
	64,095,065	66,162,332
17	34,099,427	22,916,047
18	24,493	38,147
12	67,996	55,634
19	3,285,180	3,218,221
	37,477,096	26,228,049
	11,900,200	8,099,160
	4,741,086	3,944,261
	375,660	253,134
	2,737,757	3,574,887
	246,948	196,099
	101,209	99,494
20	1,930,491	2,616,765
18	15,710	45,182
	38,691	34,456
21	5,928,417	5,847,468
	28,016,169	24,710,906
	65,493,265	50,938,955
	129,588,330	117,101,287
22		


22

Consolidated Statement of Profit or Loss

For The Year Ended December 31, 2024

	Note	2024	2023 (Restated)
		(Rupees in '000)	
Operating revenue	23	25,164,655	17,492,304
Operating expenses	24	(12,953,533)	(11,231,834)
		12,211,122	6,260,470
Other income	25	861,985	902,859
General and administrative expenses	26	(745,179)	(497,387)
Other expenses	27	(585,632)	(620,311)
Provision for doubtful loans and advances and net investment in finance lease	9.1 & 9.3	(24,790)	-
		11,717,506	6,045,631
Change in insurance liabilities (other than outstanding claims)		(9,011,212)	(3,639,945)
Surplus appropriated to shareholders' fund from Ledger Account C		15,458	26,272
Share of (loss) / profit from the associates and the joint venture under equity accounting - net	28	(758,149)	3,321,777
Profit for the year before levies and income tax		1,963,603	5,753,735
Levies	29	(122,830)	(191,549)
Profit for the year before income tax		1,840,773	5,562,186
Taxation	30	(1,096,530)	(1,650,546)
Profit after taxation		744,243	3,911,640
Profit attributable to:			
Equity holders of the parent		695,976	3,886,944
Non-controlling interest		48,267	24,696
		744,243	3,911,640
		(Rupees)	
Earnings per share - basic and diluted	31	4.88	27.25


The annexed notes from 1 to 41 form an integral part of these consolidated financial statements.



Chief Executive Officer



Director




Chief Financial Officer

Consolidated Statement of Profit or Loss and Other Comprehensive Income


For The Year Ended December 31, 2024

	Note	2024	2023
		(Rupees in '000)	
Profit after taxation		744,243	3,911,640
Other comprehensive (loss) / income - reclassifiable to the consolidated statement of profit or loss			
- Surplus on revaluation of available for sale investments		2,368,367	1,372,548
Tax on surplus on revaluation of available for sale investments		(24,361)	(14,438)
Surplus on revaluation of available for sale investments - net of tax		2,344,006	1,358,110
- Change in insurance liabilities - net		(2,291,983)	(1,294,522)
- Share of other comprehensive (loss) / income of associate	28	(773,069)	2,614,028
Tax on share of other comprehensive (loss) / income of associate		193,267	(653,507)
Share of other comprehensive (loss) / income of associate - net of tax		(579,802)	1,960,521
		(527,779)	2,024,109
Other comprehensive (loss) / income - not reclassifiable to the consolidated statement of profit or loss			
- Unrealised (loss) / gain on remeasurement of financial assets classified as 'fair value through other comprehensive income'		(1,104,693)	10,219,702
Tax on unrealised (loss) / gain on remeasurement of financial assets		(265,826)	(466,385)
Unrealised (loss) / gain on remeasurement of financial assets classified as 'fair value through other comprehensive income' - net of tax		(1,370,519)	9,753,317
- Remeasurement loss on retirement benefits liability		(24,300)	(12,025)
Tax on remeasurement loss on retirement benefits liability		9,379	4,767
Remeasurement loss on retirement benefits liability - net of tax		(14,921)	(7,258)
- Share of other comprehensive (loss) / income of associate related to retirement benefits liability	28	(56,677)	9,234
Tax on share of other comprehensive (loss) / income of associate related to retirement benefits liability		14,169	(2,309)
Share of other comprehensive (loss) / income of associate - net of tax		(42,508)	6,925
		(1,955,727)	11,777,093
Total comprehensive (loss) / income		(1,211,484)	15,688,733
Total comprehensive (loss) / income attributable to:			
Equity holders of the parent		(1,268,959)	15,653,066
Non-controlling interest		57,475	35,667
		(1,211,484)	15,688,733

The annexed notes from 1 to 41 form an integral part of these consolidated financial statements.



Chief Executive Officer



Director




Chief Financial Officer

Consolidated Statement of Changes in Equity

For The Year Ended December 31, 2024

	Issued, subscribed and paid-up share capital	Reserves						Equity Attributable to equity holders of the parent	Non-controlling interest	Total
		Capital reserves				Revenue reserves				
		Premium on issue of shares	Other capital reserves (note 4.33)	Surplus / (deficit) on revaluation of available-for-sale investments - net	Surplus / (deficit) on remeasurement of financial assets at fair value through other comprehensive income	General reserve (note 4.33)	Unappropriated profit			
(Rupees in '000)										
Balance as at January 1, 2023	1,426,305	434,051	33,267	(3,780)	28,843,698	7,297,545	12,781,680	50,812,766	277,013	51,089,779
Profit after taxation for the year ended December 31, 2023	-	-	-	-	-	-	3,886,944	3,886,944	24,696	3,911,640
Other comprehensive income - reclassifiable to the consolidated statement of profit or loss										
- Surplus on revaluation of available for sale investments - net of tax	-	-	-	1,123,072	-	-	-	1,123,072	235,038	1,358,110
- Change in insurance liabilities	-	-	-	(1,070,489)	-	-	-	(1,070,489)	(224,033)	(1,294,522)
- Share of other comprehensive income of associate - net of tax	-	-	-	-	-	-	1,960,521	1,960,521	-	1,960,521
Other comprehensive income / (loss) - not reclassifiable to the consolidated statement of profit or loss										
- Surplus on remeasurement of financial assets at fair value through other comprehensive income - net of tax	-	-	-	-	9,753,317	-	-	9,753,317	-	9,753,317
- Remeasurement loss on retirement benefits liability - net of tax	-	-	-	-	-	-	(299)	(299)	(34)	(333)
Total comprehensive income for the year ended December 31, 2023	-	-	-	52,583	9,753,317	-	5,847,166	15,653,066	35,667	15,688,733
Transactions with owners, recorded directly in equity										
- Transaction cost on issuance of preference shares	-	-	-	-	-	-	(10,000)	(10,000)	-	(10,000)
- Final dividend for the year ended December 31, 2022 at the rate of Rs. 2.25 per share approved on April 28, 2023	-	-	-	-	-	-	(320,919)	(320,919)	-	(320,919)
- Interim dividend for the year ended December 31, 2023 at the rate of Rs. 2 per share approved on August 23, 2023	-	-	-	-	-	-	(285,261)	(285,261)	-	(285,261)
	-	-	-	-	-	-	(616,180)	(616,180)	-	(616,180)
Balance as at December 31, 2023	1,426,305	434,051	33,267	48,803	38,597,015	7,297,545	18,012,666	65,849,652	312,680	66,162,332
Balance as at January 1, 2024	1,426,305	434,051	33,267	48,803	38,597,015	7,297,545	18,012,666	65,849,652	312,680	66,162,332
Profit after taxation for the year ended December 31, 2024	-	-	-	-	-	-	695,976	695,976	48,267	744,243
Other comprehensive income / (loss) - reclassifiable to the consolidated statement of profit or loss										
- Surplus on revaluation of available for sale investments - net of tax	-	-	-	1,938,347	-	-	-	1,938,347	405,659	2,344,006
- Change in insurance liabilities	-	-	-	(1,895,327)	-	-	-	(1,895,327)	(396,656)	(2,291,983)
- Share of other comprehensive loss of associate - net of tax	-	-	-	-	-	-	(579,802)	(579,802)	-	(579,802)
Other comprehensive income / (loss) - not reclassifiable to the consolidated statement of profit or loss										
- Deficit on remeasurement of financial assets at fair value through other comprehensive income - net of tax	-	-	-	-	(1,370,519)	-	-	(1,370,519)	-	(1,370,519)
- Remeasurement (loss) / gain on retirement benefits liability - net of tax	-	-	-	-	-	-	(57,634)	(57,634)	205	(57,429)
Total comprehensive income / (loss) for the year ended December 31, 2024	-	-	-	43,020	(1,370,519)	-	58,540	(1,268,959)	57,475	(1,211,484)
Transactions with owners, recorded directly in equity										
Final dividend for the year ended December 31, 2023 at the rate of Rs. 4 per share approved on April 29, 2024	-	-	-	-	-	-	(570,522)	(570,522)	-	(570,522)
- Interim dividend for the year ended December 31, 2024 at the rate of Rs. 2 per share approved on August 26, 2024	-	-	-	-	-	-	(285,261)	(285,261)	-	(285,261)
	-	-	-	-	-	-	(855,783)	(855,783)	-	(855,783)
Balance as at December 31, 2024	1,426,305	434,051	33,267	91,823	37,226,496	7,297,545	17,215,423	63,724,910	370,155	64,095,065

The annexed notes from 1 to 41 form an integral part of these consolidated financial statements.



Chief Executive Officer



Director




Chief Financial Officer

Consolidated Statement of Cash Flows

For The Year Ended December 31, 2024

	Note	2024	2023
(Rupees in '000)			
CASH FLOWS FROM OPERATING ACTIVITIES			
Profit for the year before levies and income tax		1,963,603	5,753,735
Adjustments for :			
Depreciation and amortisation	24.1 & 26	291,405	269,025
Financial charges	27	498,325	563,314
Gain on disposal of assets	25	(84,352)	(61,996)
Profit on savings accounts and term deposits	25	(608,898)	(668,185)
Return on government and debt securities	23	(4,096,784)	(2,924,591)
Change in insurance liabilities (other than outstanding claims)		9,011,212	3,639,945
Surplus appropriated to shareholders' fund from Ledger Account C		(15,458)	(26,272)
Share of (loss) / profit from the associates and the joint venture under equity accounting - net	28	758,149	(3,321,777)
Gain on sale of investments - net	23	(978,756)	(449,917)
Unrealised gain on investments - net	23	(295,573)	(10,868)
Dividend income	23	(891,073)	(1,333,037)
Impairment / provision for doubtful receivables	24.1	37,933	22,162
Provision for doubtful loans and advances and net investment in finance lease	9.1 & 9.3	24,790	-
		3,650,920	(4,302,197)
		5,614,523	1,451,538
Changes in working capital			
Increase in current assets			
Deposits, prepayments, loans, advances and other receivables		(4,408,639)	(2,700,613)
Increase in current liabilities			
Trade and other payables		3,900,478	6,559,544
		5,106,362	5,310,469
Income tax and levies paid		(1,316,493)	(1,440,973)
Net cash generated from operating activities		3,789,869	3,869,496
CASH FLOWS FROM INVESTING ACTIVITIES			
Fixed capital expenditure		(465,813)	(418,970)
Proceeds on disposal of assets		133,334	115,620
Long-term deposits - net		6,756	(40)
Investments - net		(7,351,846)	(2,137,315)
Dividend received		1,782,970	2,104,985
Profits / return received on savings accounts and government securities		4,756,151	3,489,070
Net cash (used in) / generated from investing activities		(1,138,448)	3,153,350
CASH FLOWS FROM FINANCING ACTIVITIES			
Dividends paid		(851,548)	(603,584)
Financial charges paid		(498,325)	(563,314)
Repayment of liability against right-of-use assets		(73,125)	(101,254)
Net cash used in financing activities		(1,422,998)	(1,268,152)
Cash and cash equivalent at beginning of the year		4,431,136	(1,323,558)
Cash and cash equivalents at end of the year	10.3	5,659,559	4,431,136


The annexed notes from 1 to 41 form an integral part of these consolidated financial statements.



Chief Executive Officer



Director



Chief Financial Officer

Notes to and Forming Part of the Consolidated Financial Statements

For The Year Ended December 31, 2024

1 STATUS AND NATURE OF BUSINESS

1.1 The "Group" consists of:

Holding company

- IGI Holdings Limited

Subsidiary companies:

	Percentage shareholding
- IGI Life Insurance Limited	82.69%
- IGI Finex Securities Limited	100%
- IGI General Insurance Limited	100%
- IGI Investments (Pvt.) Limited	100%
- IGI FSI (Pvt.) Limited	100%

1.2 Holding company

IGI Holdings Limited ("Holding Company or IGI Holdings"), a Packages Group Company, was incorporated as a public limited company in 1953 under the repealed Companies Ordinance, 1984 (now the Companies Act, 2017) and is quoted on the Pakistan Stock Exchange Limited. The registered office of the Holding Company is situated at 7th floor, The Forum, Suite No. 701-713, G-20, Block 9, Khayaban-e-Jami, Clifton, Karachi. The objects of the Holding Company include to act as an investment holding company and to invest, acquire, sell and hold the securities and financial instruments subject to compliance by relevant laws prevailing in Pakistan from time to time.

1.3 Subsidiary companies

1.3.1 IGI Life Insurance Limited ("IGI Life") was incorporated in Pakistan on October 9, 1994 as a public limited company under the repealed Companies Ordinance, 1984 (now the Companies Act, 2017). Its shares are quoted on the Pakistan Stock Exchange Limited. IGI Life commenced its operations on May 25, 1995 after registration with the Controller of Insurance on April 30, 1995. IGI Life is engaged in life insurance, carrying on both participating and non-participating business. IGI Life is also engaged in providing Shariah Compliant family takaful products as an approved Window Takaful Operator. The Securities and Exchange Commission of Pakistan (SECP) has registered IGI Life as Pension Fund Manager under the Voluntary Pension System Rules, 2005 vide certificate of registration dated July 27, 2023.

1.3.2 IGI Finex Securities Limited ("IGI Finex") was incorporated in Pakistan on June 28, 1994 as a public limited company under the repealed Companies Ordinance, 1984 (now the Companies Act, 2017). IGI Finex has a Trading Right Entitlement Certificate (TREC) of Pakistan Stock Exchange Limited and is a corporate member of Pakistan Mercantile Exchange Limited. The principal activities of IGI Finex include shares and commodities brokerage, money market and foreign exchange brokerage and advisory and consulting services.

1.3.3 IGI General Insurance Limited ("IGI General"), was incorporated as a public limited company on November 18, 2016 under the repealed Companies Ordinance, 1984 (now the Companies Act, 2017). The objects of IGI General include providing general insurance services (mainly Fire, Marine, Motor, Health and Miscellaneous) and general takaful services (mainly Fire, Marine, Motor, Health and Miscellaneous).

1.3.4 IGI Investments (Pvt.) Limited ("IGI Investments"), was incorporated as a private limited company on October 31, 2016 under the repealed Companies Ordinance, 1984 (now the Companies Act, 2017). The objects of IGI Investments include investing, acquiring, selling and holding of debt / equity securities.

1.3.5 IGI FSI (Pvt.) Limited ("IGI FSI"), was incorporated as a private limited company on July 6, 2020 under the Companies Act, 2017. IGI FSI is engaged in providing technology led business solutions including training services.

1.4 The Holding Company has four associates and a joint venture namely Packages Limited, Hoechst Pakistan Limited, Dane Foods Limited, Packages Real Estate (Private) Limited and S.C. Johnson & Son of Pakistan (Private) Limited respectively. The details of these companies are disclosed in notes 7.1 and 7.2 to these consolidated financial statements.

Notes to and Forming Part of the Consolidated Financial Statements

2 BASIS OF PREPARATION

2.1 Statement of compliance

These consolidated financial statements have been prepared in accordance with the accounting and reporting standards as applicable in Pakistan. The accounting and reporting standards applicable in Pakistan comprise of:

- International Financial Reporting Standards (IFRS Standards) issued by the International Accounting Standards Board (IASB) as notified under the Companies Act, 2017; and
- Provisions of and directives issued under the Companies Act, 2017.

Where provisions of and directives issued under the Companies Act, 2017 differ from the IFRS Standards, the provisions of and directives issued under the Companies Act, 2017 have been followed.

*Effective from January 1, 2019, the Group had adopted IFRS 9, 'Financial instruments' which has replaced IAS 39, 'Financial instruments: recognition and measurement'. However, the Securities and Exchange Commission of Pakistan (SECP), on application of the Holding Company, has allowed the Group to defer application of IFRS 9 till December 31, 2025 to the extent of recognition and disclosure of assets and liabilities of IGI Life and IGI General in the consolidated financial statements of the Group. Accordingly, IFRS 9 has been applied in these consolidated financial statements on assets and liabilities of the Group other than relating to IGI Life and IGI General.

2.2 Standards, interpretations and amendments to published accounting and reporting standards that are effective in the current year:

There are certain new and amended standards and interpretations that are mandatory for the Group's accounting periods beginning on or after January 1, 2024 but are considered not to be relevant or do not have any significant effect on the Group's operations and are therefore not detailed in these consolidated financial statements, except for the changes disclosed note in 4.1.

2.3 Standards, interpretations and amendments to published accounting and reporting standards that are not yet effective:

The following revised standards, amendments and interpretations with respect to the approved accounting and reporting standards would be effective from the dates mentioned below against the respective standard, amendments or interpretation:

Standard, Interpretations or Amendments	Effective date (accounting periods ending on or after)
- IFRS 9 - 'Financial Instruments'	January 1, 2026
- IFRS 7 - 'Financial Instruments Disclosures' (amendments)	January 1, 2026
- IFRS 17 - 'Insurance Contracts'	January 1, 2026
- IFRS 18 - 'Presentation and Disclosures in Financial Statements' (amendments)	January 1, 2027

IFRS 17 - 'Insurance contracts' has been notified by the IASB to be effective for annual periods beginning on or after January 1, 2023. However, the Securities and Exchange Commission of Pakistan through S.R.O. 1715 (1)/2023 has directed companies engaged in insurance and reinsurance business for application of IFRS 17 for periods beginning on or after January 1, 2026.

The management is currently in the process of assessing the impact of these standards and amendments on the consolidated financial statements of the Group.

Temporary exemption from the application of IFRS 9 for insurance business

As an insurance company, the management has opted temporary exemption from the application of IFRS 9 as allowed by the IASB for entities whose activities are predominantly connected with insurance as the percentage of the total carrying amount of its liabilities connected with insurance relative to the total carrying amount of all its liabilities is greater than 90 percent and the Company doesn't engage in significant activities other than insurance based on historical available information. Additional disclosures, as required by IASB, for being eligible to apply the temporary exemption from the application of IFRS 9 are given below.

For The Year Ended December 31, 2024

Fair value of financial assets as at December 31, 2024 and change in the fair values during the year ended December 31, 2024

Financial assets with contractual cash flows that meet the SPPI criteria, excluding those held for trading

Pakistan Investment Bonds - available for sale (refer note 7.13)

	2024	2023
	(Rupees in '000)	
Opening fair value	4,553,588	4,775,838
Additions / (disposal) during the year - net	324,944	(236,394)
Increase in fair value	388,920	14,144
Closing fair value	5,267,452	4,553,588

Market Treasury Bills - available for sale (refer note 7.13)

Opening fair value	10,023,616	6,808,483
Additions during the year - net	4,458,043	3,178,293
Increase in fair value	2,648,248	36,840
Closing fair value	17,129,907	10,023,616

GOP Ijara Sukuk Certificate- available for sale (refer note 7.13)

Opening fair value	411,294	278,074
Additions during the year - net	517,388	125,162
Increase in fair value	73,561	8,058
Closing fair value	1,002,243	411,294

Debt Securities - available for sale (refer note 7.14)

Opening fair value	299,990	600,000
(Disposals) during the year - net	-	(300,010)
Decrease in fair value	(6,906)	-
Closing fair value	293,084	299,990

Financial assets that do not meet SPPI criteria

Mutual funds - fair value through profit or loss (refer note 7.3)

Opening fair value	116,747	4,868
Additions during the year	458,167	105,640
Increase in fair value	8,582	6,239
Closing fair value	583,496	116,747

Mutual funds - available for sale (refer note 7.12)

Opening fair value	8,189,644	6,039,945
(Disposals) / addition during the year	(84,959)	775,071
Increase in fair value	2,844,068	1,374,628
Closing fair value	10,948,753	8,189,644

- 2.3.1** There are certain other new and amended standards and interpretations that are mandatory for the Group's accounting periods beginning on or after January 1, 2025 but are considered not to be relevant or will not have any significant effect on the Group's operations and are therefore not detailed in these consolidated financial statements.

2.4 Basis of consolidation

Subsidiary company is the entity in which the holding company directly or indirectly controls or beneficially owns or holds more than 50% of the voting securities or otherwise controls the composition of the board. The financial statements of the subsidiary company are included in the consolidated financial statements from the date the control commences until the control ceases.

The assets and liabilities of the subsidiary companies have been consolidated on a line by line basis and the carrying value of investments held by the Holding Company is eliminated against the Holding Company's share in paid up capital of the subsidiary companies.

Notes to and Forming Part of the Consolidated Financial Statements

Intergroup balances and transactions have been eliminated.

Non-controlling interests are the part of net results of the operations and of net assets of the subsidiary companies attributable to interest which are not owned by the Holding Company. Non-controlling interests are presented as a separate item in the consolidated financial statements.

2.5 Functional and presentation currency

These consolidated financial statements are presented in Pak Rupees, which is the Group's functional and presentation currency.

3 CRITICAL ACCOUNTING JUDGMENTS AND ESTIMATES

The preparation of these consolidated financial statements in conformity with the accounting and reporting standards as applicable in Pakistan requires the use of certain critical accounting estimates. It also requires the management to exercise its judgment in the process of applying the Group's accounting policies. Estimates and judgments are continually evaluated and are based on historical experience and other factors, including expectations of future events that are believed to be reasonable under the circumstances.

Significant accounting estimates and areas where judgments were made by the management in the application of accounting policies are as follows:

- Provision for outstanding claims including IBNR (note 4.7);
- Premium / contribution deficiency reserve (note 4.10);
- Provision for levies, taxation and deferred tax (notes 4.14, 19, 29 and 30);
- Classification of investments and its impairment (notes 4.17, 4.18 4.19, 4.20 and 7);
- Valuation of investments (notes 4.17, 4.18, 4.19, 4.20 and 7);
- Useful lives and residual values of fixed assets and intangible assets (notes 4.21, 5 and 6);
- Staff retirement benefits (notes 4.24 and 12);
- Policyholders' liabilities (note 4.11);
- Lease liability and right-of-use assets (notes 4.22 and 18); and
- Contingencies (note 22).

4 MATERIAL ACCOUNTING POLICY INFORMATION

The accounting policies and the methods of computation adopted in the preparation of these consolidated financial statements are set out below. These policies have been applied consistently to all the years presented except for the change mentioned in note 4.1:

4.1 Change in accounting policy

During the year ended December 31, 2024, the Institute of Chartered Accountants of Pakistan (ICAP) has withdrawn the Technical Release 27 "IAS 12, Income Taxes (Revised 2012)" and has issued a Guidance – "IAS 12 Application Guidance on Accounting for Minimum Taxes and Final Taxes". The said Guidance requires taxes paid under minimum tax and final tax regime to be shown separately as a levy instead of showing it in current tax.

Accordingly, the impact has been incorporated in these consolidated financial statements retrospectively in accordance with the requirements of International Accounting Standard (IAS 8) – 'Accounting Policies, Change in Accounting Estimates and Errors'. There has been no effect on the consolidated statement of financial position, consolidated statement of profit or loss and other comprehensive income, consolidated statement of changes in equity and the consolidated statement of cash flows as a result of this change. The effects of restatement are as follows:

	Had there been no change in accounting policy	Impact of change in accounting policy	After incorporating effects of change in accounting policy
For the year ended December 31, 2024			
Levy - tax on dividends on investments and minimum tax on institutional brokerage	-	(122,830)	(122,830)
Profit for the year before taxation	1,963,603	122,830	2,086,433
Taxation	(1,219,360)	(122,830)	(1,342,190)
Profit for the year	744,243	-	744,243
For the year ended December 31, 2023			
Levy - tax on dividends on investments and minimum tax on institutional brokerage	-	(191,549)	(191,549)
Profit for the year before taxation	5,753,735	191,549	5,945,284
Taxation	(1,842,095)	(191,549)	(2,033,644)
Profit for the year	3,911,640	-	3,911,640

There is no impact on profit for the year on the earnings per share, basic and diluted.

4.2 Business combination

Business combinations are accounted for by applying the acquisition method. The cost of acquisition is measured as the fair value of assets given, equity instruments issued and the liabilities incurred or assumed at the date of acquisition. The consideration transferred includes the fair value of any asset or liability resulting from a contingent consideration arrangement, if any. Acquisition-related costs are expensed as incurred. Identifiable assets acquired and liabilities and contingent liabilities assumed in a business combination are measured initially at their fair values at the acquisition date. The excess of the consideration transferred over the fair value of the Group's share of the identifiable net assets acquired is recorded as goodwill. If consideration transferred is less than the fair value of the net assets acquired as in the case of a bargain purchase, the difference is recognised directly in the consolidated statement of profit or loss.

4.3 Goodwill

Goodwill acquired in a business combination is measured, subsequent to initial recognition, at its cost less accumulated impairment losses, if any. For the purpose of impairment testing, goodwill acquired in a business combination is allocated to each of the Cash Generating Units (CGUs), or groups of CGUs, that is expected to benefit from the synergies of the combination. Goodwill impairment reviews are undertaken annually or more frequently if events or changes in circumstances indicate a potential impairment. The carrying value of goodwill is compared to the recoverable amount, which is the higher of value in use and the fair value less costs of disposal. Any impairment is recognised immediately as an expense and is not subsequently reversed.

4.4 Insurance contracts

4.4.1 Conventional business

Insurance contracts represent contracts with policyholders and reinsurers.

Those contracts including riders where the Group (the insurer) accepts significant insurance risk from another party i.e. group and individual policyholders by agreeing to compensate the policyholders if a specified uncertain future event (the insured event) adversely affects the policyholders are insurance policy contracts.

Those insurance contracts that are issued by one insurer (the reinsurer) to compensate another insurer (the cedant) for losses on one or more insurance contracts issued by the cedant are reinsurance contracts. The Group enters into reinsurance contracts with reinsurers in the normal course of business in order to limit the potential for losses arising from certain exposures.

Once a contract has been classified as an insurance contract, it remains an insurance contract for the remainder of its period, even if the insurance risk reduces significantly during this period, unless all rights and liabilities are extinguished or expired.

4.4.1.1 Non-life business

The Group enters into fire and property damage, marine, motor, health, burglary, loss of cash in transit, travel, personal accident, engineering losses and other insurance contracts with corporate clients and individuals residing or located in Pakistan.

4.4.1.2 Life business

The Group enters into insurance contracts with policyholders which are divided into following two major categories:

Group Insurance contracts

The Group offers group life, group accident & health and pension business to its clients. The Group also underwrites business for consumer banking related schemes. The risk underwritten is mainly death, hospitalisation and disability. The Group insurance contracts are issued typically on Yearly Renewable Term basis (YRT). This business is written through direct sales force as well as bancassurance.

Notes to and Forming Part of the Consolidated Financial Statements

Individual Insurance Contracts

The Group offers Individual Life (Participating), Individual Life (Non-Participating), Individual Accident & Health and Investment Unit Linked Plans which provide financial protection, i.e., protection against the financial consequences of death, disease and disability caused by accidents, sickness or old age and a substantial return at maturity. Investment Unit Linked policies are regular life policies, where policy value is determined as per the underlying assets' value. Various types of riders (Accidental death, Income benefit, etc.) are also offered along with the basic policies. Some of these riders are charged through deduction from policyholders' fund value, while others are conventional i.e., additional premium is charged there against. This business is written through direct sales force as well as bancassurance.

4.4.2 Takaful business

4.4.2.1 Non-life business

Takaful contracts are based on the principles of Wakalah. Takaful contracts so agreed usually inspire concept of tabarru (to donate for benefit of others) and mutual sharing of losses with the overall objective of eliminating the element of uncertainty.

Takaful contracts are those contracts whereby the Participant Takaful Fund (PTF) has accepted significant takaful risk from the participants by agreeing to compensate the participants' if a specified uncertain future event (the takaful event) adversely affects the participants'. Once a contract has been classified as a takaful contract, it remains a Takaful contract for the remainder of its lifetime, even if takaful risk reduces significantly during this period, unless all rights and obligations are extinguished or expired.

The PTF underwrites non-life takaful contracts relating to fire and property, marine and transport, motor, health and miscellaneous lines of businesses.

4.4.2.2 Life business

The takaful contracts are based on the principles of Wakalah Waqf Model. Takaful is a programme based on Shariah compliant, approved concept funded on the principles of mutual cooperation. The obligation of Waqf for Waqf participants' liabilities is limited to the amount available in the Waqf fund. In the event where there are insufficient funds in Waqf to meet their current payments less receipts, the deficit is funded by way of an interest free loan (Qard-e-Hasan) from the operators' sub fund to the statutory fund (Takaful Business Statutory Funds). The amount of Qard-e-Hasan is refundable to the operators' sub fund.

Technical reserves are stated at a value determined by the appointed actuary through an actuarial valuation carried out as at each reporting date, in accordance with section 50 of the Insurance Ordinance, 2000.

Group takaful contracts

The Group offers group family, group accident and health takaful policies to its clients. The Group takaful contracts are issued typically on yearly renewable term basis.

Individual family takaful contracts - unit linked

The Group offers Unit Linked Takaful Plans which provide Shariah compliant financial protection and investment vehicle to individual participants. These plans carry cash value which is determined as per the underlying assets' value. The death benefit design is based on Constant Sum Risk approach i.e. the sum cover is paid in addition to the cash value. The plans offer investment choices to the customer to direct their investment related contribution based on their risk / return objectives. No investment guarantees are offered. The investment risk is borne by the participants. Various type of supplemental benefits (accidental death, disability, income benefit, etc.) are also offered along with basic policies.

4.5 Premiums / contributions

4.5.1 Conventional business

4.5.1.1 Non-life business

Premium received / receivable under a policy is recognised as written from the date of attachment of the risk to the policy to which it relates. The portion of premium written relating to the unexpired period of coverage is recognised as unearned premium by the Group. This liability is calculated by applying 1/24 method as specified in the Insurance Rules, 2017. However liability pertaining to BIMA (a health insurance product) policies is calculated on the basis of number of days.

Receivables under insurance contracts are recognised when due, at the fair value of the consideration receivable less provision for doubtful debts, if any. If there is objective evidence that the receivables are impaired, the Group reduces the carrying amount of the receivable and recognises that impairment loss in the consolidated statement of profit or loss.

4.5.1.2 Life business

- First year individual life premium is recognised when the policy is issued after receipt of the premium. Subsequent premiums falling due under the policy are recognised if received before expiry of the grace period, or if advanced by the Group under the Automatic Premium Loan (APL). Single premiums and top-up premiums are recognised once the related policies are issued against the receipt of premium.
- Group premiums are recognised when due.

Receivables under insurance contracts are recognised when due, at the fair value of the consideration receivable less provision for doubtful debts, if any. If there is objective evidence that the receivable is impaired, the Group reduces the carrying amount of the receivable accordingly and recognises it as impairment loss.

4.5.2 Takaful business

4.5.2.1 Non-life business

Contribution written under a policy is recognised as income over the period of takaful from the date of issuance of the policy to which it relates to its expiry. The portion of contribution written relating to the unexpired period of coverage is recognised as unearned contribution by the PTF. This liability is calculated by applying 1/24 method as specified in the General Takaful Accounting Regulations, 2019.

4.5.2.2 Life business

- First year individual life contribution is recognised when the policy is issued after receipt of that contribution. Subsequent contributions falling due under the policy are recognised if received before expiry of the grace period, or if advanced by the Group under the Automatic Contribution Loan (ACL). Single contributions and top-up contributions are recognised once the related policies are issued against the receipt of contribution.
- Group contributions are recognised when due.

Receivables under takaful contracts are recognised when due, at the fair value of the consideration receivable less provision for doubtful debts, if any. If there is objective evidence that the receivable is impaired, the Group reduces the carrying amount of the receivable accordingly and recognises it as impairment loss.

Notes to and Forming Part of the Consolidated Financial Statements

4.6 Reinsurance / retakaful ceded

4.6.1 Conventional business

4.6.1.1 Non-life business

Insurance contracts entered into by the Group with reinsurers for compensation of losses suffered on insurance contracts issued are reinsurance contracts. These reinsurance contracts include both facultative and treaty arrangement contracts.

The Group enters into reinsurance contracts in its normal course of business in order to limit the potential for losses arising from certain exposures. Outward reinsurance premiums are accounted for in the same period as the related premiums for the reinsurance business being reinsured.

Reinsurance liabilities represent balances due to reinsurance companies. Amounts payable are estimated in a manner consistent with the terms of the related reinsurance contract. Reinsurance assets represent balances due from reinsurance companies. Amounts recoverable from reinsurers are estimated in a manner consistent with the provision for outstanding claims or settled claims associated with the reinsurance policies and are in accordance with the terms of the related reinsurance contract.

Reinsurance assets are not offset against related insurance liabilities. Income or expenses from reinsurance contracts are not offset against expenses or income from related insurance assets.

Reinsurance assets or liabilities are derecognised when the contractual rights are extinguished or expired.

The Group assesses its reinsurance assets for impairment on the reporting date. If there is an objective evidence that the reinsurance asset is impaired, the Group reduces the carrying amount of the reinsurance asset to its recoverable amount and recognises the impairment loss in the consolidated statement of profit or loss.

The deferred portion of reinsurance premium is recognised as a prepayment. The deferred portion of reinsurance premium ceded is calculated by applying 1/24 method.

4.6.1.2 Life business

Reinsurance premiums are recognised in accordance with pattern of recognition of related premium. It is measured in line with the terms and conditions of the reinsurance arrangements.

Reinsurance liabilities represent balances due to reinsurance companies. Balances payable are estimated in a manner consistent with the related reinsurance contract. Reinsurance assets represent balances due from reinsurance companies. Amounts recoverable from reinsurers are estimated in a manner consistent with the provision for outstanding claims or settled claims associated with the reinsurance policies and are in accordance with the terms of the related reinsurance contract.

Reinsurance assets are not offset against related insurance liabilities. Income or expenses from reinsurance contract are not offset against expenses or income from related insurance assets as required by Insurance Ordinance, 2000.

The Group assesses its reinsurance assets for impairment on reporting date. If there is an objective evidence that the reinsurance asset is impaired, the Group reduces the carrying amount of the reinsurance asset to its recoverable amount and recognises it as impairment loss.

4.6.2 Takaful business

4.6.2.1 Non-life business

These are contracts entered into by the Group with retakaful operators for compensation of losses suffered on takaful contracts issued. These retakaful contracts include both facultative and treaty arrangement contracts. The Group recognises the entitled benefits under the contracts.

The deferred portion of retakaful contribution is recognised as a prepayment in PTF. The deferred portion of retakaful contribution ceded is calculated by using 1/24 method.

4.6.2.2 Life business

These contracts are entered into by the Group with retakaful operators under which the “Waqf Fund” cedes the takaful risk assumed during normal course of its business and according to which Waqf is compensated for losses on contracts issued by it.

Retakaful contribution

Retakaful contribution is recorded at the time the contribution is ceded. Surplus from retakaful operator is recognised in the consolidated statement of profit or loss.

Retakaful expenses

Retakaful expenses are recognised as a liability in accordance with the pattern of recognition of related contribution.

Retakaful assets and liabilities

Retakaful assets represent balances due from retakaful operators. Recoverable amounts are estimated in a manner consistent with the associated retakaful treaties.

Retakaful liabilities represent balances due to retakaful operators. Amounts payable are calculated in a manner consistent with the associated retakaful treaties.

Retakaful assets are not offset against related retakaful liabilities. Income or expenses from retakaful contract are not offset against expenses or income from related retakaful contracts as required by Insurance Ordinance, 2000.

4.7 Claims expense

4.7.1 Conventional business

4.7.1.1 Non-life business

General insurance claims include all claims occurred during the year, whether reported or not, related internal and external claims handling costs that are directly related to the processing and settlement of claims, a reduction for the value of salvage and other recoveries, and any adjustments to claims outstanding from previous years.

The Group recognises liability in respect of all claims incurred upto the reporting date which is measured at the undiscounted value of the expected future payments. The claims are considered to be incurred at the time of the incident giving rise to the claim except as otherwise expressly indicated in an insurance contract. The liability for claims include amounts relating to unpaid reported claims, claims incurred but not reported (IBNR) and expected claims settlement costs.

The provision for Incurred But Not Reported (IBNR) claims is determined by the Group as required under circular No. 9 of 2016 issued by the SECP. As per the SECP circular No. 9 of 2016, an insurer shall estimate IBNR claims reserve based on the prescribed method provided in the guidelines. The prescribed method for estimating IBNR claim reserve is the chain ladder method based on paid claims hereinafter called ‘Incurred But Not Paid’ or ‘IBNP’. The Basic Chain Ladder (BCL) method uses a run off triangle to estimate the development factors for each accident period which are further used to estimate the ultimate paid claims. Data from settlement registers are used in the BCL models. Lags are determined to be the difference between the ‘date of loss’ and ‘date of claim payment’. Monthly lags are used since it reflects the claim development pattern within a given year and the back testing supports the same. Once IBNP has been determined using BCL, the outstanding claims are deducted to arrive at IBNR on paid basis.

Under alternative method IBNR is determined on reported basis. IBNR (reported basis) is much similar to IBNR (paid basis) but is calculated using a different methodology. It does not use either IBNP or outstanding claims to estimate IBNR rather, is determined using BCL method. Development factors are determined for each accident period to estimate the ultimately reported claims directly. Intimation registers are used in the BCL model where lags are calculated as the difference between the ‘date of loss’ and ‘date of intimation’.

Notes to and Forming Part of the Consolidated Financial Statements

The analysis is carried out separately for each class of business and results determined through this alternative method are compared to the results of prescribed method and higher of the two are set as the final reserve.

4.7.1.2 Life business

Claim expense

Insurance claims include all claims occurred during the year, whether reported or not, related internal and external claims handling costs that are directly related to the processing and settlement of claims and any adjustments to claims outstanding from previous years. Claims are recognised at the earlier of when the policy ceases to participate in the earnings of the fund or insured event occurs.

The outstanding claims liability includes amounts relating to unpaid reported claims and expected claims settlement costs. Full provision is made for the estimated cost of claims incurred to the date of the consolidated statement of financial position. The liability for claims expenses relating to "Incurred But Not Reported" (IBNR) is included in policyholders' liabilities.

4.7.1.2.1 Claims provision

- a) Reserves have been made in respect of all intimated claims. Most claims require lump sum payments, and reserves have been maintained in each Statutory Fund, where applicable. In certain cases, claims are payable in installments over a period of more than twelve months after the valuation date. In respect of all such claims, reserves have been calculated using the minimum valuation basis.
- b) Adequate reserves have also been maintained for Incurred But Not Reported (IBNR) claims which were determined using the Chain and Ladder Method.

Experience refund of premium

Experience refund of premium payable / receivable to / from Group policyholders is presented in these consolidated financial statements.

4.7.2 Takaful business

4.7.2.1 Non-life business

General takaful claims include all claims occurred during the year, whether reported or not, related internal and external claims handling costs that are directly related to the processing and settlement of claims, a reduction for the value of salvage and other recoveries, and any adjustments to claims outstanding from previous years.

The Group recognises liability in respect of all claims incurred upto the reporting date which is measured at the undiscounted value of the expected future payments. The claims are considered to be incurred at the time of the incident giving rise to the claim except as otherwise expressly indicated in a takaful contract. The liability for claims include amounts relating to unpaid reported claims, claims incurred but not reported (IBNR) and expected claims settlement costs.

The provision for Incurred But Not Reported (IBNR) claims is determined by the Group as required under circular No. 9 of 2016 issued by the SECP. As per the SECP circular No. 9 of 2016, an insurer shall estimate IBNR claims' reserve based on the prescribed method provided in the guidelines. Guidelines also allows the use of any other alternative method of determining IBNR, if found more suitable for the risk class, provided that the amount estimated under the alternative method shall not be less than the amount calculated under the prescribed method. The prescribed method for estimating IBNR claim reserve is the chain ladder method based on paid claims hereinafter called 'Incurred But Not Paid' or 'IBNP'. The Basic Chain Ladder (BCL) method uses a run off triangle to estimate the development factors for each accident period which are further used to estimate the ultimate paid claims. Data from settlement registers are used in the BCL models. Lags are determined to be as the difference between the 'date of loss' and 'date of claim payment'. Monthly lags are used since it reflects the claim development pattern within a given year and the back testing supports the same. Once IBNP has been determined using BCL, the outstanding claims are deducted to arrive at IBNR on paid basis.

4.7.2.2 Life business

Claims expense include all claims occurred during the year, whether reported or not, internal and external claim handling costs that are directly related to the processing and settlement of claims and other recoveries, and any adjustments to claims outstanding from previous years.

The outstanding claims liability includes amounts relating to unpaid reported claims and expected claims settlement costs. Full provision is made for the estimated cost of claims incurred to the reporting date. The liability for claims expenses relating to "Incurred But Not Reported" (IBNR) is included in technical reserves.

4.8 Reinsurance / retakaful recoveries against claims

Claim recoveries receivable from the reinsurer / retakaful company are recognised as an asset at the same time as the claims which give rise to the right of recovery are recognised as a liability and are measured at the amount expected to be received.

4.9 Commission and other acquisition costs

4.9.1 Non-life conventional business

Commission expense and other acquisition costs are charged to the consolidated statement of profit or loss at the time the policies are accepted. This expense is deferred and brought to the consolidated statement of profit or loss as expense in accordance with the pattern of recognition of the gross premium to which it relates. Commission expense is arrived at after taking the impact of opening and closing deferred commission.

4.9.2 Life conventional business

These comprise commission and other costs incurred in acquiring and maintaining insurance policies and include without limitation all forms of remuneration paid to insurance intermediaries.

These are recognised as an expense in the earlier of the financial year in which these are paid and in a financial year in which these become due and payable, except those which are directly referable to the acquisition or renewal of specific contracts that are recognised not later than the period in which the premium to which these refer is recognised as revenue.

4.9.3 Takaful business

Commission expense and other acquisition costs are charged to the OPF at the time the policies are accepted. This expense is deferred and brought to statement of comprehensive income as an expense in accordance with the pattern of recognition of the gross contribution to which it relates. Commission expense is arrived at after taking the impact of opening and closing deferred commission.

4.10 Premium / contribution deficiency reserve

Non-life conventional business and takaful business

The Group is required, as per Insurance Rules, 2017, to maintain a provision in respect of premium / contribution deficiency for the class of business where the unearned premium / contribution liability is not adequate to meet the expected future liability, after reinsurance / retakaful, from claims and other supplementary expenses expected to be incurred after the reporting date in respect of the unexpired policies in that class of business as at the reporting date. Movement in the premium / contribution deficiency reserve is recorded as an expense / income in the consolidated statement of profit or loss for the year.

At each reporting date, liability adequacy tests are performed separately for each class of business to ensure the adequacy of the unearned premium / contribution liability for that class. It is performed by comparing the expected future liability, after reinsurance, from claims and other expenses, including reinsurance expense, commissions and other underwriting expenses, expected to be incurred after reporting date in respect of policies in force as at reporting date with the carrying amount of unearned premium / contribution liability. Any deficiency is recognised by establishing a provision (premium / contribution deficiency reserve) to meet the deficit. The expected future liability is estimated with reference to the experience during the expired period of

Notes to and Forming Part of the Consolidated Financial Statements

the contracts, adjusted for significant individual losses which are not expected to recur during the remaining period of the policies, and expectations of future events that are believed to be reasonable. The movement in the premium / contribution deficiency reserve is recognised as an expense or income in the consolidated statement of profit or loss for the year.

Life conventional and takaful business

A provision is made when the unearned premium / contribution reserve for each class of business as at the year end is inadequate to meet the expected future liability after reinsurance from claims and other expenses, expected to be incurred after the reporting date in respect of policies in force at reporting date as per the advice of appointed actuary.

4.11 Policyholders' liabilities

Policyholders' liabilities including IBNR are stated at a value determined by the appointed actuary through an actuarial valuation / advice carried out at each reporting date, in accordance with section 50 of the Insurance Ordinance, 2000. In determining the value, both acquired policy values as well as estimated values which will be payable against risks which the Group underwrites are considered. The basis used are applied consistently from year to year.

As permitted under IFRS 4, related adjustments to policyholders' liabilities are recognised in other comprehensive income, if the unrealised gains or losses on investments are recognised in consolidated statement of profit or loss and other comprehensive income.

4.12 Loans secured against life insurance policies

It includes interest bearing loans that are available to policyholders of IGI Life to the extent of ninety percent of cash values built in their policies. These are recognised on disbursement. It also includes Auto Policy Loan, which is automatically generated by the system for policies where the policyholder opts for this option. This loan is taken from the cash value of the policy, with management deductions applied to keep the policy active.

4.13 Creditors, accruals and provisions

Liabilities for creditors and other amounts payable are carried at cost which is the fair value of the consideration to be paid in the future for the services received, whether or not billed to the Group.

Provisions are recognised when the Group has a present legal or constructive obligation as a result of past events, it is probable that an outflow of resources embodying economic benefits will be required to settle the obligation and a reliable estimate of the amount can be made. Provisions are reviewed at each reporting date and adjusted to reflect the current best estimate.

4.14 Taxation and levy

Current

Provision of current tax is based on the taxable income for the year determined in accordance with the prevailing law for taxation of income. The charge for current tax is calculated using prevailing tax rates or tax rates expected to apply to the profit for the year, if enacted. The charge for current tax also include adjustments, where considered necessary, to provision for tax made in previous years arising from assessments finalised during the current year for such years. The Holding Company, IGI General and IGI Investments are taxed as one fiscal unit under section 59AA of Income Tax Ordinance, 2001.

Deferred

Deferred tax is accounted for using the balance sheet method in respect of all temporary differences at the reporting date between the tax bases and carrying amounts of assets and liabilities for financial reporting purposes. Deferred tax liabilities are generally recognised for all taxable temporary differences and deferred tax assets are recognised to the extent that it is probable that taxable profits will be available against which the deductible temporary differences, unused tax losses and tax credits can be utilised.

Deferred tax assets and liabilities are measured at the tax rates that are expected to apply to the period when the asset is realised or the liability is settled, based on the tax rates (and tax laws) that have been enacted or substantively enacted at the reporting date. Deferred tax is charged or credited to the consolidated statement of profit or loss, except in the case of items credited or charged to equity in which case it is included in equity.

The Holding Company has not recognised deferred tax arises from the investments in the subsidiaries as the Holding Company can control the timing of the reversal of the temporary differences arising from that investments (including the temporary differences arising from undistributed profits).

Levy

The tax charged under Income Tax Ordinance, 2001 which is not based on taxable income or any amount paid / payable in excess of the calculation based on taxable income, which is not adjustable against the future tax liability, is classified as levy in the statement of profit or loss as these levies fall under the scope of IFRIC 12 / IAS 37.

4.15 Cash and cash equivalents

Cash and cash equivalents are carried in the consolidated statement of financial position at cost. For the purposes of consolidated statement of cash flows, cash and cash equivalents comprise cash in hand, deposits with banks, stamps in hand and short term finances and highly liquid short term investments having original maturity of 3 months or less.

4.16 Investment in associates and joint venture

Investment in associates and joint venture, where the Group has significant influence but not control, are accounted for by using the equity method of accounting. These investments are initially recognised at cost, thereafter the Group's share of the changes in the net assets of the associates and joint venture are accounted for at the end of each reporting period. After application of the equity method, the Group determines whether it is necessary to recognise any impairment loss with respect to the Group's net investment in the associates and joint venture by comparing the carrying amount with its recoverable amount. Share of profit and loss of associates and joint venture is accounted for in the Group's consolidated statement of profit or loss. Associates and joint venture's accounting policies are adjusted where necessary to ensure consistency with the policies adopted by the Group.

4.17 Financial instruments under IAS 39 (For determining classification and measurement of assets and liabilities of IGI Life and IGI General)

4.17.1 Financial assets

4.17.1.1 Classification

The management determines the appropriate classification of its financial assets in accordance with the requirements of International Accounting Standard 39 (IAS 39), "Financial Instruments: Recognition and Measurement" at the time of purchase / initial recognition of financial assets and re-evaluates this classification on a regular basis. The financial assets of the Group are categorised as follows:

a) Financial assets at fair value through profit or loss

Financial assets that are acquired principally for the purpose of generating profit from short-term fluctuations in prices are classified in 'financial assets at fair value through profit or loss' category.

b) Loans and receivables

These are non-derivative financial assets with fixed or determinable payments that are not quoted in an active market. The Group assets under the loans and receivables category comprise of trade receivables, advances, deposits, bank balances and other receivables in the consolidated statement of financial position.

Notes to and Forming Part of the Consolidated Financial Statements

c) Held-to-maturity

These are financial assets with fixed or determinable payments and fixed maturity which the Group has the positive intent and ability to hold till maturity.

d) Available-for-sale financial assets

Available-for-sale financial instruments are those non-derivative financial assets that are designated as 'available-for-sale' or are not classified as (a) loans and receivables; (b) held-to-maturity; or (c) financial assets at fair value through profit or loss.

4.17.1.2 Initial recognition and measurement

All financial assets are recognised at the time the Group becomes a party to the contractual provisions of the instrument. Financial assets are initially recognised at fair value plus transaction costs except for financial assets carried at fair value through profit or loss. Financial assets carried at fair value through profit or loss are initially recognised at fair value and transaction costs associated with these financial assets are taken directly to the consolidated statement of profit or loss.

4.17.1.3 Subsequent measurement

Subsequent to initial recognition, financial assets are valued as follows:

a) 'Financial assets at fair value through profit or loss' and 'available-for-sale'

Financial assets at fair value through profit or loss' are marked to market using the closing market rates and are carried in the consolidated statement of financial position at fair value. Net gains and losses arising on changes in fair values of these financial assets are taken to the consolidated statement of profit or loss in the period in which these arise.

Available-for-sale financial assets are marked to market using the closing market rates and are carried in the consolidated statement of financial position at fair value. Net gains and losses arising on changes in fair values of these financial assets are recognised in "other comprehensive income" till the time these are sold. At that time, the cumulative gain / loss previously recognised in the "other comprehensive income" is taken to the consolidated statement of profit or loss.

b) 'Loans and receivables' and 'held to maturity'

Loans and receivables and held to maturity financial assets are carried at amortised cost.

4.17.1.4 Impairment

The Group assesses at each reporting date whether there is an objective evidence that a financial asset is impaired. A significant or prolonged decline in the fair value of an equity instrument below its cost is also an objective evidence of impairment. Provision for impairment in the value of financial assets, if any, is taken to the consolidated statement of profit or loss.

4.17.1.5 Offsetting of financial assets and liabilities

Financial assets and financial liabilities are offset and the resulting net amount is reported in the consolidated financial statements when there is a legally enforceable right to set off the recognised amounts and there is an intention to settle on a net basis, or to realise the assets and to settle the liabilities simultaneously.

4.17.1.6 Financial liabilities

All financial liabilities are recognised at the time when the Group becomes a party to the contractual provisions of the instrument.

4.17.1.7 Derecognition

Financial assets are derecognised at the time when the Group loses control of the contractual rights that comprise the financial assets. Financial liabilities are derecognised at the time when they are extinguished i.e. when the obligation specified in the contract is discharged, cancelled, or expired. Any gain or loss on derecognition of financial assets and financial liabilities is taken to the consolidated statement of profit or loss.

4.18 Financial instruments under IFRS 9

4.18.1 Financial assets

Financial assets are initially recognised at fair value plus transaction costs except for financial assets carried at fair value through profit or loss. Financial assets carried at fair value through profit or loss are initially recognised at fair value and transaction costs associated with these financial assets are taken directly to the consolidated statement of profit or loss.

4.18.1.1 Classification and subsequent measurement

The Group has applied IFRS 9 and classifies its financial assets in the following measurement categories:

- at amortised cost;
- at fair value through other comprehensive income (FVOCI); and
- at fair value through profit or loss (FVPL).

The classification requirements for debt and equity instruments are described below:

(i) Debt instruments

Debt instruments are those instruments that meet the definition of a financial liability from the issuer's perspective, such as loans, government and corporate bonds and puttable instruments like units of open-ended mutual funds.

Classification and subsequent measurement of debt instruments depend on:

- the Group's business model for managing the asset; and
- the cash flow characteristics of the asset.

Based on these factors, the Group classifies its debt instruments in one of the following three measurement categories:

a) At amortised cost

Assets that are held for collection of contractual cash flows where those cash flows represent solely payments of principal and interest (SPPI), and that are not designated at FVPL, are measured at amortised cost. The carrying amount of these assets is adjusted by any expected credit loss allowance recognised and measured as described in note 4.18.1.2.

b) Fair value through other comprehensive income (FVOCI)

Financial assets that are held for collection of contractual cash flows and for selling the assets, where the assets' cash flows represent solely payments of principal and interest (SPPI), and that are not designated at FVPL, are measured at fair value through other comprehensive income (FVOCI). Movements in the carrying amount are taken through Other Comprehensive Income (OCI), except for the recognition of impairment gains or losses, recognised and measured as described in note 4.18.1.2, interest revenue and foreign exchange gains and losses on the instrument's amortised cost which are recognised in consolidated statement of profit or loss. When the financial asset is derecognised, the cumulative gain or loss previously recognised in Other Comprehensive Income (OCI) is reclassified from surplus on remeasurement of financial assets at fair value through other comprehensive income to consolidated statement of profit or loss.

Notes to and Forming Part of the Consolidated Financial Statements

c) Fair value through profit or loss (FVPL)

Financial assets in this category are those that are held for trading, equity instruments not elected to be classified at fair value through other comprehensive income, or are mandatorily required to be measured at fair value under IFRS 9.

(ii) Equity instruments

Equity instruments are instruments that meet the definition of equity from the issuer's perspective and are instruments that do not contain a contractual obligation to pay and that evidence a residual interest in the issuer's net assets.

All equity investments are required to be measured in the consolidated statement of financial position at fair value, with gains and losses recognised in the consolidated statement of profit or loss, except where an irrevocable election has been made at the time of initial recognition to measure the investment at FVOCI.

The dividend income for equity securities classified under FVOCI are recognised in the consolidated statement of profit or loss. However, any surplus / (deficit) arising as a result of subsequent movement in the fair value of equity securities classified as FVOCI is recognised in other comprehensive income and is not recycled to the consolidated statement of profit or loss on derecognition.

4.18.1.2 Impairment

The Group assesses on a forward-looking basis the Expected Credit Losses (ECL) associated with its debt instrument assets carried at amortised cost and FVOCI. The Group recognises a loss allowance for such losses at each reporting date. The measurement of ECL reflects:

- An unbiased and probability-weighted amount that is determined by evaluating a range of possible outcomes;
- The time value of money; and
- Reasonable and supportable information that is available without undue cost or effort at the reporting date about past events, current conditions and forecasts of future economic conditions.

4.18.1.3 Derecognition

Financial assets, or a portion thereof, are derecognised when the contractual rights to receive the cash flows from the assets have expired, or when they have been transferred and either:

- (i) the Group transfers substantially all the risks and rewards of ownership; or
- (ii) the Group neither transfers nor retains substantially all the risks and rewards of ownership and the Group has not retained control.

4.18.2 Financial liabilities

Financial liabilities are initially recognised at fair value plus transaction costs and are subsequently measured at amortised cost except for financial liabilities at fair value through profit and loss.

4.18.3 Derecognition

Financial liabilities are derecognised at the time when these are extinguished i.e. when the obligation specified in the contract is discharged, cancelled or expires. Any gain or loss on derecognition of financial assets and financial liabilities is taken to the consolidated statement of profit or loss.

4.18.4 Offsetting of financial assets and liabilities

Financial assets and financial liabilities are offset and the resulting net amount is reported in the consolidated statement of financial position when there is a legally enforceable right to set off the recognised amounts and there is an intention to settle on a net basis, or to realise the assets and to settle the liabilities simultaneously.

4.19 Regular way contract

All regular way purchases and sales of financial assets are recognised on the trade date i.e. the date on which the Group commits to purchase or sell the asset. Regular way purchases / sales of assets require delivery of securities within two days from the transaction date as per the Stock Exchange Regulations.

4.20 Investment income

- Income from held to maturity / available for sale investments is recognised using effective interest method. The difference between the redemption value and the purchase price of the held to maturity investments is amortised over the term of the investment and is taken to the consolidated statement of profit or loss.
- Dividend income on investments is recognised when the Group's right to receive the payment is established.
- Gain or loss on sale of investments is included in the consolidated statement of profit or loss.
- Return on bank deposits, loans to employees and loans to policyholders are recognised on a time proportionate basis taking into account the effective yield.

4.21 Fixed assets

Tangible

These are stated at historical cost less accumulated depreciation and impairment losses (if any). Historical cost includes expenditure that is directly attributable to the acquisition of the item.

The assets' residual values and useful lives are reviewed, at each financial year end, and adjusted, where impact on depreciation is significant. Subsequent costs are included in the asset's carrying amount or recognised as a separate asset, as appropriate, only when it is probable that future economic benefits associated with the items will flow to the Group and the cost of the item can be measured reliably. All other repair and maintenance costs are charged to consolidated statement of profit or loss in the year in which they are incurred.

Depreciation on all fixed assets is charged to consolidated statement of profit or loss on the straight line basis so as to write-off depreciable amount of an asset over its useful life at the rates stated in note 5.1 to the consolidated financial statements. Depreciation on additions to fixed assets is charged from the month in which an asset is acquired or capitalised, while no depreciation is charged for the month in which the asset is disposed of.

Disposal of asset is recognised when significant risks and rewards incidental to ownership have been transferred to buyers. Gains and losses on disposals are determined by comparing the proceeds with the carrying amount and are recognised within 'Other income' in the consolidated statement of profit or loss.

Intangible

Intangible assets having a finite useful life are stated at cost less accumulated amortisation and accumulated impairment losses, if any. Subsequent costs are included in the asset's carrying amount or recognised as a separate asset, as appropriate, only where it is probable that the future economic benefits associated with the asset will flow to the Group and the cost of the item can be measured reliably. Amortisation on intangible assets is charged to consolidated statement of profit or loss using the straight line method after taking into account residual amount, if any. The residual values and useful lives are reviewed and adjusted prospectively, if appropriate at each reporting date.

Notes to and Forming Part of the Consolidated Financial Statements

Amortisation on all additions to intangible assets having a finite useful life is charged from the month in which the asset is available for use, while in case of assets disposed of, no amortisation is charged in the month of disposal.

Intangible assets having an indefinite useful life are carried at cost less any impairment in value and are not amortised. Intangible assets having an indefinite useful life are reviewed for impairment annually or more frequently if events or changes in circumstances indicate that the carrying value may be impaired.

Gains or losses arising from derecognition of an intangible asset are measured as the difference between the net disposal proceeds and the carrying amount of the asset and are recognised in the consolidated statement of profit or loss when the asset is derecognised.

4.22 Right-of-use assets and their related lease liability

Right-of-use assets

On initial recognition, right-of-use asset is measured at an amount equal to initial lease liability adjusted for any lease payments made at or before the commencement date, plus any initial costs incurred and an estimate of costs to be incurred to dismantle and remove the underlying asset or the site on which it is located.

Right-of-use asset is subsequently stated at cost less any accumulated depreciation / accumulated impairment losses and are adjusted for any remeasurement of lease liability. The remeasurement of lease liability will only occur in cases where the terms of the lease are changed during the lease tenure.

Right-of-use asset is depreciated over their expected useful lives using the straight-line method. Depreciation on additions (new leases) is charged from the month in which leases are entered into. No depreciation is charged in month in which the leases mature or are terminated.

Lease liability against right-of-use assets

The lease liabilities for lease contracts (other than short term or low value contracts) are initially measured as the present value of the remaining lease payments, discounted using the interest rate implicit in the lease, or if that rate cannot be readily determined, the Group's incremental borrowing rate.

The lease liability is subsequently measured at amortised cost using the effective interest rate method. The lease liability is also measured to reflect any remeasurement or change in lease terms. These remeasurement of lease liabilities are recognised as an adjustment to the carrying amount of related right-of-use assets after the date of initial recognition.

Each lease payment is allocated between a reduction of the liability and a finance cost. The finance cost is charged to the consolidated statement of profit or loss as financial charges over the lease period so as to produce a constant periodic rate of interest on the remaining balance of the liability for each period.

4.23 Capital work in progress

Capital work in progress is stated at cost less any impairment in its value.

4.24 Staff retirement benefits

4.24.1 Life and non-life business

4.24.1.1 Defined contribution plan

IGI General and IGI Life operates an approved contributory provident fund for all its permanent employees. Equal monthly contributions are made by IGI General and IGI Life and eligible employees to the fund at the rate of 10 percent of basic salary.

4.24.1.2 Defined benefit plan

IGI General and IGI Life operates an approved funded gratuity plan for all its permanent employees. Contributions to the Fund are made based on actuarial valuation provided by management's expert.

Actuarial gains and losses, past service costs, gains or losses on settlements, and net interest income (expense) are recognised in consolidated statement of profit or loss in the period in which they occur. The measurement differences representing actuarial gains and losses, the difference between actual investment returns and the return implied by the net interest cost / income are recognised immediately with a charge or credit to other comprehensive income.

4.24.1.3 Accumulated compensated absences

Provisions are made annually to cover the obligation for accumulated compensated absences and are charged to the consolidated statement of profit or loss.

4.24.2 IGI Finex

4.24.2.1 Funded gratuity scheme

IGI Finex operates an approved funded gratuity fund for all permanent employees who have completed the minimum qualifying period which is 5 years. The liability / asset recognised in the consolidated statement of financial position is the present value of defined benefit obligation at the reporting date less fair value of plan assets. Contributions to the fund are made in accordance with an independent actuarial valuation using the Projected Unit Credit Method. Amounts arising as a result of remeasurements, representing actuarial gains and losses are recognised directly in equity through 'other comprehensive income' as they occur. Net interest expense and current service costs are recognised in the consolidated statement of profit or loss.

4.24.2.2 Defined contribution plan

IGI Finex operates an approved contributory provident fund which covers all permanent employees. Equal monthly contributions are made both by the Company and the employees to the Fund at the rate of 10 percent of basic salary.

4.25 Earnings per share

The Group presents basic and diluted earnings per share (EPS) for its shareholders. Basic EPS is calculated by dividing the profit or loss attributable to the ordinary shareholders of the Holding Company by the weighted average number of ordinary shares outstanding during the year. Diluted EPS is determined by adjusting the profit or loss attributable to the ordinary shareholders and the weighted average number of ordinary shares outstanding for the effects of all dilutive potential ordinary shares, if any.

4.26 Segment reporting

A business segment is a distinguishable component of the Group that is engaged in providing services that are subject to risks and returns that are different from those of other business segments. The Group accounts for segment reporting of operating results of general and life insurance business using the classes of business as specified under the Insurance Ordinance, 2000 and the Insurance Rules, 2017. The reported operating segments are also consistent with the internal reporting provided to the Board of Directors which is responsible for allocating resources and assessing performance of the operating segments. The performance of segments is evaluated on the basis of underwriting results of each segment.

4.26.1 Conventional Business

Non-Life Business

The Group has seven primary business segments for reporting purposes namely fire, marine, motor, health, miscellaneous, brokerage and investment.

Notes to and Forming Part of the Consolidated Financial Statements

The perils covered under fire insurance include damages caused by fire, riot and strike, explosion, earthquake, atmospheric damage, flood, electric fluctuation and terrorism.

Marine insurance provides coverage against cargo risk, risk of war and damages occurring in inland transit.

Motor insurance provides comprehensive car coverage and indemnity against third party loss.

Health insurance provides coverage against expenses incurred during the hospitalisation due to sickness, emergency and accidents.

Miscellaneous insurance provides cover against health, burglary, loss of cash in safe and cash in transit, travel, personal accident, money, engineering losses, live stocks, crops and other covers.

Brokerage and Investment Business

Brokerage business covers the brokerage operations as carried on by IGI Finex.

Investment segment includes the investments that are held and managed by IGI Investments.

Financing, investment and income taxes are managed on an overall basis and are therefore, not allocated to any segment.

Assets, liabilities and capital expenditures that are directly attributable to segments have been assigned to them. Those assets and liabilities which can not be allocated to a particular segment on a reasonable basis are reported as unallocated corporate assets and liabilities.

4.26.2 Takaful Business

The Group has five primary business segments for reporting purposes namely fire, marine, health, motor, and miscellaneous.

The perils covered under fire takaful include damages caused by fire, riot and strike, explosion, earthquake, atmospheric damage, flood, electric fluctuation and terrorism.

Marine takaful provides coverage against cargo risk, risk of war and damages occurring in inland transit.

Motor takaful provides comprehensive car coverage and indemnity against third party loss.

Miscellaneous insurance provides cover against health, burglary, loss of cash in safe and cash in transit, travel, personal accident, money, engineering losses, live stocks, crops and other covers.

Financing, investment and income taxes are managed on an overall basis and are therefore, not allocated to any segment.

Assets, liabilities and capital expenditures that are directly attributable to segments have been assigned to them. Those assets and liabilities which can not be allocated to a particular segment on a reasonable basis are reported as unallocated corporate assets and liabilities.

4.26.3 Life Business

The Group presents segment reporting of operating results using the classes of business as specified under the Insurance Ordinance, 2000, the Insurance Rules, 2017 and the Takaful Rules, 2012. The Group has 11 Operating segments for reporting purposes namely; a) Individual Life participating business, b) Individual Life non-participating business, c) Investment linked d) Accidental & health e) Group Life, f) Group health, g) Pension business h) Individual family takaful, i) Group family takaful and j) Accident & health family takaful k) Group Life non-participating.

- The Life (participating) segment provides life insurance coverage to individuals under individual life policies that are entitled to share in the surplus earnings of the statutory fund to which they are referable.
- The Life (non-participating) segment provides life insurance coverage to individuals under individual life policies that are not entitled to share in the surplus earnings of the statutory fund to which they are referable.
- The Life (non-participating) Group segment provides life insurance coverage to employer-employee (and similar) groups of employees / members under a single life policy issued to the employer. The Group policy is not entitled to share in the surplus earnings of the statutory fund to which it is referable.
- The Investment Linked business segment provides life insurance coverage to individuals, whereby the benefits are expressed in terms of units, the value of which is related to the market value of specified assets.
- The Accident and Health - Individual segment provides fixed pecuniary benefits or benefits in the nature of indemnity or a combination of both in case of accident or sickness to individuals.
- The Accident and Health - Group segment provides fixed pecuniary benefits or benefits in the nature of indemnity or a combination of both in case of accident or sickness to employer-employee (and similar) groups of employees / members under a single policy issued to the employer.
- The Pension Fund segment provides coverage for the purposes of a pension or a retirement scheme with or without the payments being guaranteed for a minimum period.

Family Takaful

- The individual family takaful business segment provides family takaful coverage to individuals under unit-linked policies issued by the Group.
- The Group Family Takaful business segments provides family takaful coverage to members of business enterprises, corporate entities and common interest groups under group family takaful scheme operated by the Group.
- The Group Health Takaful provides fixed pecuniary benefits or benefits in the nature of indemnity or a combination of both in case of accident or sickness to employer-employee (and similar) groups of employees / members under a single policy issued to the employer.

The Group maintains Statutory Funds in respect of each class of its life insurance business. Assets, liabilities, revenues and expenses of the Group are referable to respective Statutory Funds, however, wherever, these are not referable to Statutory Funds, they are allocated to the Shareholders' Fund.

Apportionment of assets, liabilities, revenues and expenses, wherever required, between the funds are made on a fair and equitable basis and in accordance with the written advice of the Appointed Actuary.

Actuarial valuation of life insurance business is required to be carried out annually at the reporting date. Policyholders' liabilities included in the statutory funds are based on the actuarial valuation carried out by the Appointed Actuary as at December 31, 2024.

The Group reviews the basis of estimation used in respect of allocation of assets, liabilities, income and expenses not referable to specific fund with the consultation of Group's appointed actuary.

4.27 Impairment

The carrying values of the Group's non-financial assets are reviewed at each financial year end for impairment when events or changes in circumstances indicate that the carrying value may not be recoverable. If any such indication exists, and where the carrying values exceed the estimated recoverable amount, the assets are written down to their recoverable amount. The resulting impairment loss is taken to the consolidated statement of profit or loss.

Notes to and Forming Part of the Consolidated Financial Statements

Intangible assets that have an indefinite useful life or intangible assets not ready to use are not subject to amortisation and are tested annually for impairment. Assets that are subject to amortisation are reviewed for impairment whenever events or changes in circumstances indicate that the carrying amount may not be recoverable. An impairment loss is recognised for the amount by which the asset's carrying amount exceeds its recoverable amount. The recoverable amount is the higher of an asset's fair value less costs of disposal and value in use. For the purposes of assessing impairment, assets are grouped at the lowest levels for which there are largely independent cash inflows (cash-generating units). Prior impairments of non-financial assets (other than goodwill) are reviewed for possible reversal at each reporting date.

4.28 Foreign currency transactions and translations

Foreign currency transactions are translated into Pakistani Rupees at the exchange rates prevailing on the date of transaction. Monetary assets and liabilities in foreign currencies are translated into Pakistani Rupees at the exchange rates prevailing at the reporting date. Non-monetary items that are measured in terms of historical cost in a foreign currency are translated using the exchange rates at the dates of the initial transactions. Non-monetary items measured at fair value in a foreign currency are translated using exchange rates at the date when the fair value was determined. Exchange gains or losses are included in income currently.

4.29 Borrowings

Borrowings are recognised initially at fair value, net of transaction costs incurred. Borrowings are subsequently carried at amortised cost; any difference between the proceeds (net of transaction costs) and the redemption value is recognised in the consolidated statement of profit or loss over the period of the borrowings using the effective interest method.

4.30 Borrowing costs

Borrowing costs are recognised as an expense in the period in which these are incurred except in cases where such costs are directly attributable to the acquisition, construction or production of a qualifying asset (one that takes substantial period of time to get ready for use or sale) in which costs such costs are capitalised as part of the cost of that asset. Currently, the Group does not have any borrowing costs directly attributable to the acquisition of or construction of qualifying assets.

4.31 Share capital

Ordinary shares are classified as equity and recognised at their face value. Incremental costs directly attributable to the issue of new shares or options are shown in equity as a deduction, net of tax, from the proceeds.

4.32 Management expenses

Management expenses allocated to the underwriting business represent directly attributable expenses and indirect expenses allocated to the various classes of business on the basis of gross premium revenue. Expenses not allocable to the underwriting business are charged as administrative expenses.

4.33 Dividends and appropriations to reserves

Dividend and appropriation to reserve except appropriations required by the law or determined by the appointed actuary or allowed by the Insurance Ordinance, 2000, are recognised in the year in which these are approved. Other capital reserve and general reserve have been created by the directors of the Holding Company under the requirement of Companies Act, 2017.

For The Year Ended December 31, 2024

5 PROPERTY AND EQUIPMENT

Note	2024	2023
	(Rupees in '000)	
Operating assets	946,709	827,236
Capital work in progress	13,947	69,436
	<u>960,656</u>	<u>896,672</u>

5.1 Movement of operating assets

	2024									
	Furniture, fixtures and office equipment					Buildings / Leasehold improvements	Motor vehicles - owned	Right of use asset - vehicles	Right of use asset - premises	Total
	Furniture and fixtures	Tracker equipment	Office equipment	Computer/communication equipment	Sub total					
(Rupees in '000)										
As at Jan 1, 2024										
Cost	78,283	87,321	102,702	155,481	423,787	533,991	363,908	374,082	99,635	1,795,403
Accumulated depreciation	(34,597)	(60,592)	(65,958)	(140,443)	(301,590)	(328,100)	(78,298)	(223,206)	(36,973)	(968,167)
Net book value	43,686	26,729	36,744	15,038	122,197	205,891	285,610	150,876	62,662	827,236
Year ended December 31, 2024										
Opening net book value	43,686	26,729	36,744	15,038	122,197	205,891	285,610	150,876	62,662	827,236
Transfer from CWIP	-	-	-	-	-	-	10,316	-	-	10,316
Additions	2,446	17,094	66,249	28,308	114,097	6,142	228,866	-	29,999	379,104
Add: Transfers										
Cost	-	-	-	-	-	-	88,601	(88,601)	-	-
Accumulated depreciation	-	-	-	-	-	-	(38,503)	38,503	-	-
	-	-	-	-	-	-	50,098	(50,098)	-	-
Less: Disposals / write - offs - note 5.3										
Cost	6,547	-	7,914	24,145	38,606	464	41,867	82,866	46,876	210,679
Accumulated depreciation	(3,736)	-	(5,358)	(23,644)	(32,738)	(238)	(20,512)	(61,333)	(46,876)	(161,697)
	2,811	-	2,556	501	5,868	226	21,355	21,533	-	48,982
Depreciation charge for the year	(8,697)	(20,763)	(15,221)	(16,448)	(61,129)	(34,508)	(68,581)	(35,199)	(21,548)	(220,965)
Closing net book value	34,624	23,060	85,216	26,397	169,297	177,299	424,540	94,144	71,113	946,709
As at December 31, 2024										
Cost	74,182	104,415	161,037	159,644	499,278	539,669	550,907	291,216	82,758	1,974,144
Accumulated depreciation	(39,558)	(81,355)	(75,821)	(133,247)	(329,981)	(362,370)	(126,367)	(197,072)	(11,645)	(1,027,435)
Net book value	34,624	23,060	85,216	26,397	169,297	177,299	424,540	94,144	71,113	946,709
Depreciation rate % per annum	10%	33.33%	10-20%	20-33.33%	5-10%	16.67-33%	20-33%	5-80%		
2023										
	Furniture, fixtures and office equipment					Buildings / Leasehold improvements	Motor vehicles - owned	Right of use asset - vehicles	Right of use asset - premises	Total
	Furniture and fixtures	Tracker equipment	Office equipment	Computer/communication equipment	Sub total					
(Rupees in '000)										
As at Jan 1, 2023										
Cost	97,647	78,464	104,888	151,553	432,552	531,755	169,829	405,966	116,844	1,656,946
Accumulated depreciation	(44,511)	(48,254)	(66,430)	(129,397)	(288,592)	(294,924)	(56,905)	(189,648)	(49,169)	(879,238)
Net book value	53,136	30,210	38,458	22,156	143,960	236,831	112,924	216,318	67,675	777,708
Year ended December 31, 2023										
Opening net book value	53,136	30,210	38,458	22,156	143,960	236,831	112,924	216,318	67,675	777,708
Additions	2,537	19,112	13,364	14,346	49,359	3,844	237,104	3,327	15,844	309,478
Less: Disposals										
Cost	21,901	10,255	15,550	10,418	58,124	1,608	43,025	35,211	33,053	171,021
Accumulated depreciation	(19,502)	(9,677)	(12,667)	(10,197)	(52,043)	(697)	(11,334)	(20,926)	(32,397)	(117,397)
	2,399	578	2,883	221	6,081	911	31,691	14,285	656	53,624
Depreciation charge for the year	(9,588)	(22,015)	(12,195)	(21,243)	(65,041)	(33,873)	(32,727)	(54,484)	(20,201)	(206,326)
Closing net book value	43,686	26,729	36,744	15,038	122,197	205,891	285,610	150,876	62,662	827,236
As at December 31, 2023										
Cost	78,283	87,321	102,702	155,481	423,787	533,991	363,908	374,082	99,635	1,795,403
Accumulated depreciation	(34,597)	(60,592)	(65,958)	(140,443)	(301,590)	(328,100)	(78,298)	(223,206)	(36,973)	(968,167)
Net book value	43,686	26,729	36,744	15,038	122,197	205,891	285,610	150,876	62,662	827,236
Depreciation rate % per annum	10%	33.33%	10-20%	20-33.33%	5-10%	16.67-33%	20-33%	5-80%		

Notes to and Forming Part of the Consolidated Financial Statements

5.2 The cost and accumulated depreciation of fully depreciated operating assets still in use amounts to Rs. 388.094 million (2023: Rs. 353.761 million).

5.3 Disposals / write - offs of operating fixed assets

Particulars of the assets	Cost	Accumulated depreciation	Book value	Sales proceeds	Net gain / (loss)	Mode of disposal	Particulars of purchaser
(Rupees in '000)							
Furniture and fixtures							
Workstation	926	(255)	671	87	(584)	Negotiation	Various persons
Chairs and table	731	(386)	345	-	(345)	Assets scrapped	Not Applicable
Various	4,890	(3,095)	1,795	773	(1,022)	Negotiation	Various persons
	6,547	(3,736)	2,811	860	(1,951)		
Building / leasehold improvements							
Various leasehold improvements	464	(238)	226	169	(57)	Negotiation	Various persons
	464	(238)	226	169	(57)		
Office equipment							
Air conditioner	849	(517)	332	19	(313)	Negotiation	Various persons
Various	5,776	(3,968)	1,808	1,351	(457)	Negotiation	Various persons
Various	1,289	(873)	416	-	(416)	Assets scrapped	Not applicable
	7,914	(5,358)	2,556	1,370	(1,186)		
Computer Equipments							
Various computer equipments	182	(115)	67	130	63	Negotiation	Asfa Anwar*
HP Probook	197	(103)	94	126	32	Group Policy	Asad Ali Siddiqui*
Lenovo Ideapad L3	106	(52)	54	62	8	Group Policy	Syeda Khadija Hasan Naqvi
Lenovo Ideapad L3	102	(51)	51	57	6	Group Policy	Wahib Ur Rehman
Lenovo V15	159	(36)	123	126	3	Group Policy	Shahbano Mushtaq
Various computer equipments	23,399	(23,287)	112	1,360	1,247	Negotiation	Various persons
	24,145	(23,644)	501	1,861	1,359		
Motor vehicles - owned							
Hyundai Tucson	7,269	(1,468)	5,801	5,844	43	Group Policy	Tahir Masuad*
Hyundai Elantra	5,524	(1,323)	4,201	4,308	107	Group Policy	Asad Ali Siddiqui*
Hyundai Elantra	5,524	(1,093)	4,431	4,454	23	Group Policy	Nida Haider*
Honda City	3,778	(696)	3,082	3,227	145	Group Policy	Ammad Ali
Toyota Corolla Yaris	3,251	(2,093)	1,158	2,948	1,790	Negotiation	Iqra Sajjad
Suzuki Cultus	860	(728)	132	1,360	1,228	Negotiation	Abbas Akram
Honda CB150F	394	(58)	336	428	92	Group Policy	Haris Ali Khan
Honda CD 70	235	(28)	207	214	7	Group Policy	Muhammad Umar Jamil
Honda CD 70	169	(31)	138	144	6	Group Policy	Muhammad Sohail Mughal
Honda CD 70	166	(41)	125	142	17	Group Policy	Imran Ullah
Honda CD 70	155	(36)	119	132	13	Group Policy	Sumbul Arshad
Honda CG 70	130	(37)	93	96	3	Group Policy	Anif Ul Hasan
Honda CD 70	122	(18)	104	111	7	Group Policy	Hafiz Ishfaq
Honda CD 70	122	(32)	90	103	13	Group Policy	Usama Saeed
Honda CD 70	122	(40)	82	97	15	Group Policy	Tahir Masuad
Honda CD 70	122	(36)	86	103	17	Group Policy	Jawed Hanif
Honda CD 70	122	(38)	84	95	11	Group Policy	Talha Saleem
Honda CD 70	122	(45)	77	103	26	Group Policy	Muhammad Anif
Motor vehicles - owned	13,680	(12,671)	1,009	13,958	12,950	Negotiation	Various persons
	41,867	(20,512)	21,355	37,867	16,513		
Right-of-use assets - vehicle							
KIA Sorento	3,278	(390)	2,888	3,081	193	Negotiation	Kaifee Siddiqui
Honda Civic	4,245	(2,741)	1,504	1,575	71	Group Policy	Mohammad Amjad*
Honda Civic Oriol Prosmatic	2,992	(2,270)	722	2,970	2,248	Group Policy	Muhammad Sharif
Honda City	2,880	(1,233)	1,647	4,000	2,353	Negotiation	Alfalah Insurance
Honda Civic	2,764	(1,490)	1,274	4,500	3,226	Negotiation	Muhammad Sagheer
Toyota Corolla	2,692	(2,041)	651	2,770	2,119	Group Policy	Muhammad Sharif
Honda Civic	2,642	(1,983)	659	3,912	3,253	Negotiation	Fawwad Sarwar
Toyota Corolla	2,478	(1,878)	600	3,962	3,362	Negotiation	Adnan Khaliq
Toyota Corolla Altis	2,477	(1,882)	595	3,850	3,255	Negotiation	Asfa Anwar
Toyota Corolla	2,469	(1,874)	595	3,725	3,130	Negotiation	Abbas Akram
Toyota Corolla Altis	2,410	(1,815)	595	3,050	2,455	Negotiation	Taha Naqvi
Toyota Corolla GLI	2,331	(1,748)	583	3,765	3,182	Negotiation	Muhammad Sharif
Toyota Corolla	2,174	(1,670)	504	3,374	2,870	Negotiation	Muhammad Arshad
Toyota Corolla	2,090	(1,585)	505	3,461	2,956	Negotiation	Qasim Khan
Toyota Corolla	2,090	(1,585)	505	2,775	2,270	Group Policy	Muhammad Arshad
Honda City	2,025	(1,568)	457	2,150	1,693	Group Policy	Muhammad Arshad
Suzuki Cultus	2,001	(1,332)	669	1,900	1,231	Negotiation	Kamran Jamil
Toyota Corolla	1,958	(1,506)	452	3,350	2,898	Negotiation	Muhammad Sharif
Toyota Corolla	1,929	(1,459)	470	3,320	2,850	Negotiation	Muhammad Sharif
Honda City	1,588	(1,203)	385	2,700	2,315	Negotiation	Shahzad Butt
Suzuki Cultus	1,587	(1,151)	436	1,950	1,514	Negotiation	Muhammad Noman
Honda City	1,570	(1,188)	382	2,675	2,293	Negotiation	Muhammad Irfan
Suzuki Cultus	1,169	(887)	282	1,470	1,188	Negotiation	Muhammad Abbas Akram
Suzuki Wagon-R	1,135	(861)	274	1,600	1,326	Negotiation	Muhammad Arshad
Suzuki Wagon-R	1,134	(860)	274	1,820	1,546	Negotiation	Muhammad Saghir
Suzuki Wagon R	1,102	(904)	198	1,605	1,407	Negotiation	Altamash Farooqui
Various	25,656	(22,229)	3,427	15,897	12,469	Negotiation	Various persons
	82,866	(61,333)	21,533	91,207	69,674		
Right-of-use asset - property	46,876	(46,876)	-	-	-	Lease matured	Not Applicable
	46,876	(46,876)	-	-	-		
2024	210,679	(161,697)	48,982	133,334	84,352		
2023	171,021	(117,397)	53,624	115,620	61,996		

*Disposals made under Group's profile are to the current and ex-employees of the Group.

For The Year Ended December 31, 2024

5.4 Capital work in progress

Advance to suppliers

2024	2023
(Rupees in '000)	
13,947	69,436

6 INTANGIBLES ASSETS

Intangible assets

Capital work-in-progress *

457,658	392,668
31,699	5,249
489,357	397,917

*This represents payments by IGI Life Insurance Limited and IGI Finex Securities Limited to acquire software and an advance to supplier respectively.

6.1 Movement of intangible assets

	Software	Member- ship card (note 6.1.1)	TREC (note 6.1.2)	Goodwill	Licence	Customer relationships				Distribution channel	Value of inforce contracts		Pooling arrangement	Total
						IGI Finex	Life (Non- participating) Group	Accident and Health Group	Accident and Health Individual		Investment Linked	Life (Non participating) Individual		
(Rupees in `000)														
As at January 1, 2024														
Cost	717,282	250	14,999	96,012	1,808	55,731	14,960	10,338	5,275	65,296	31,849	34,776	11,304	1,059,880
Accumulated amortisation / impairment	(368,272)	-	(4,000)	(96,012)	(1,808)	(55,731)	(14,960)	(10,338)	(5,275)	(44,191)	(31,849)	(34,776)	-	(667,212)
Net book value	349,010	250	10,999	-	-	-	-	-	-	21,105	-	-	11,304	392,668
Year ended December 31, 2024														
Opening net book value	349,010	250	10,999	-	-	-	-	-	-	21,105	-	-	11,304	392,668
Additions	135,431	-	-	-	-	-	-	-	-	-	-	-	-	135,431
Amortisation (67,337)	-	-	-	-	-	-	-	-	-	(3,104)	-	-	-	(70,441)
Net book value	417,104	250	10,999	-	-	-	-	-	-	18,001	-	-	11,304	457,658
As at December 31, 2024														
Cost	852,713	250	14,999	96,012	1,808	55,731	14,960	10,338	5,275	65,296	31,849	34,776	11,304	1,195,311
Accumulated amortisation / impairment	(435,609)	-	(4,000)	(96,012)	(1,808)	(55,731)	(14,960)	(10,338)	(5,275)	(47,295)	(31,849)	(34,776)	-	(737,653)
Net book value	417,104	250	10,999	-	-	-	-	-	-	18,001	-	-	11,304	457,658
Amortisation rate per annum	8% - 33.33%	-	-	-	33%	20%	16%	16%	50%	5%	11%	11% - 12.5%	Indefinite	
As at January 1, 2023														
Cost	635,750	250	14,999	96,012	1,808	55,731	14,960	10,338	5,275	65,296	31,849	34,776	11,304	978,348
Accumulated amortisation / impairment	(309,635)	-	(4,000)	(96,012)	(1,808)	(55,731)	(14,960)	(10,338)	(5,275)	(41,087)	(30,891)	(34,776)	-	(604,513)
Net book value	326,115	250	10,999	-	-	-	-	-	-	24,209	958	-	11,304	373,835
Year ended December 31, 2023														
Opening net book value	326,115	250	10,999	-	-	-	-	-	-	24,209	958	-	11,304	373,835
Additions	81,532	-	-	-	-	-	-	-	-	-	-	-	-	81,532
Amortisation (58,637)	-	-	-	-	-	-	-	-	-	(3,104)	(958)	-	-	(62,699)
Net book value	349,010	250	10,999	-	-	-	-	-	-	21,105	-	-	11,304	392,668
As at December 31, 2023														
Cost	717,282	250	14,999	96,012	1,808	55,731	14,960	10,338	5,275	65,296	31,849	34,776	11,304	1,059,880
Accumulated amortisation / impairment	(368,272)	-	(4,000)	(96,012)	(1,808)	(55,731)	(14,960)	(10,338)	(5,275)	(44,191)	(31,849)	(34,776)	-	(667,212)
Net book value as at December 31, 2023	349,010	250	10,999	-	-	-	-	-	-	21,105	-	-	11,304	392,668
Amortisation rate per annum	8% - 33.33%	-	-	-	33%	20%	16%	16%	50%	5%	11%	11% - 12.5%	Indefinite	

Notes to and Forming Part of the Consolidated Financial Statements

- 6.1.1** This represents membership card of Pakistan Mercantile Exchange Limited as IGI Finex is a member of Pakistan Mercantile Exchange Limited.
- 6.1.2** This represent Trading Right Entitlement Certificate (TREC) of Pakistan Stock Exchange Limited pursuant to the promulgation of Stock Exchanges (Corporation, Demutualization and Integration) Act, 2012.
- 6.1.3** During the year, the management carried out impairment testing of intangible assets recognised on business combination under the requirements of IAS 36 'Impairment of assets'. The management has determined the recoverable amounts for comparison with the carrying values of each intangible asset. Based on the assessment carried out by the management, no impairment has been recognised during the year.
- 6.2** The cost and accumulated amortisation of fully amortised intangibles still in use amounts to Rs. 342.397 (2023: Rs. 102.834 million).

7 INVESTMENTS

The investments comprise of the following:	Note	2024	2023
		(Rupees in '000)	
Investments in associates	7.1	22,094,378	24,574,170
Investment in joint venture	7.2	-	-
Fair value through profit or loss			
- Mutual funds	7.3	583,496	116,747
- Equity securities	7.4	638,789	321,766
- Government securities	7.5	2,995,645	2,379,102
- Debt securities	7.6	242,973	309,989
		4,460,903	3,127,604
Fair value through other comprehensive income			
- Quoted equity securities	7.7	40,107,551	41,368,567
- Unquoted equity securities	7.8	1,105,601	1,122,925
- Seed preference shares	7.9	66,194	62,030
- Preference shares	7.10	-	98,501
		41,279,346	42,652,023
Amortised cost			
- Government securities	7.11	-	94,533
Available for sale			
- Mutual funds	7.12	10,948,753	8,189,645
- Government securities	7.13	23,399,602	14,988,498
- Debt securities	7.14	293,084	299,990
		34,641,439	23,478,133
		102,476,066	93,926,463
Less: current maturity of investments	7.15	(18,303,826)	(12,930,531)
		84,172,240	80,995,932

For The Year Ended December 31, 2024

7.1	Investments in associates	Note	2024	2023
			(Rupees in '000)	
	- Quoted			
	Packages Limited			
	26,707,201 (2023: 26,707,201) fully paid ordinary shares of Rs. 10 each	7.1.1	18,691,426	21,639,041
	Equity held 29.88% (2023: 29.88%)			
	Market value at December 31, 2023: Rs. 595.54 per share (2023: Rs. 530.09 per share)			
	- Unquoted			
	Dane Foods Limited			
	2,643,161 (2023: 2,643,161) fully paid ordinary shares of Rs. 10 each	7.1.2	-	-
	Equity held 30.62% (2023: 30.62%)			
	Cost		26,432	26,432
	Provision for diminution in value of investment		(26,432)	(26,432)
			-	-
	Packages Real Estate (Private) Limited			
	100,000,000 (2023: 100,000,000) fully paid ordinary shares of Rs. 10 each	7.1.3	992,105	859,763
	Equity held 24.84% (2023: 24.84%) having break-up value of Rs 9.18 per share (2023: Rs 9.17 per share)			
	Hoechst Pakistan Limited			
	(formerly known as Sanofi-Aventis Pakistan Limited)			
	9,644,760 (2023: 9,644,760) fully paid ordinary shares of Rs. 10 each			
	Equity held 24.97% (2023: 24.97%)			
	Market value at December 31, 2024: Rs. 2,400 per share (December 31, 2023: Rs. 1,200 per share)	7.1.4	2,410,847	2,075,366
			<u>22,094,378</u>	<u>24,574,170</u>

7.1.1 Packages Limited is a public listed company and holds investments in companies engaged in various businesses. It includes manufacture and sale of packaging materials, tissue products, finished and semi-finished inks, and all kinds of paper and paperboard. They also engage in real estate development and construction activities, hydropower project management, and the production of plastic films like biaxially oriented polypropylene (BoPP) and cast polypropylene (CPP). Additionally, they manufacture, sell, and trade pharmaceutical products, as well as corn-based starch products and their derivatives.

Subsequent to the year-end, on February 7, 2025, the Group completed the acquisition of a 6.04% shareholding in Packages Limited by purchasing 5,396,650 ordinary shares at Rs. 487.5 per share. The transaction, initially notified to the Pakistan Stock Exchange (PSX) on November 11, 2024, has been finalized following approval from the Competition Commission of Pakistan under Competition Act, 2010. This acquisition will be reflected in the consolidated financial statements for the year ending December 31, 2025.

7.1.2 Investments in unquoted associates do not include any goodwill as the investments were made when these associates were incorporated.

7.1.3 Packages Real Estate (Private) Limited is principally engaged in carrying on the business of all types of construction activities and development of real estate.

7.1.4 Hoechst Pakistan Limited is principally engaged in carrying on the business manufacturing and selling of pharmaceutical products.

Notes to and Forming Part of the Consolidated Financial Statements

7.1.5 The summarised financial information and other details of Packages Limited, Packages Real Estate (Private) Limited and Hoechst Pakistan Limited based on the audited financial statements, for the year ended December 31, 2024 are as follows:

	Country of incorporation	2024			
		Assets	Liabilities	Revenues	Profit / (Loss)
		(Rupees in '000)			
Packages Limited	Pakistan	248,668,942	159,960,148	176,761,284	(4,202,147)
Packages Real Estate (Private) Limited	Pakistan	14,317,124	10,093,912	6,018,471	637,964
Hoechst Pakistan Limited	Pakistan	13,556,735	6,741,792	26,747,828	1,857,147
	Country of incorporation	2023			
		Assets	Liabilities	Revenues	Profit / (Loss)
		(Rupees in '000)			
Packages Limited	Pakistan	234,820,161	138,432,489	156,972,082	10,489,265
Packages Real Estate (Private) Limited	Pakistan	13,448,641	9,758,107	5,310,551	224,046
Hoechst Pakistan Limited	Pakistan	9,870,362	4,398,924	21,368,949	360,807

7.1.6 Movement in associates

	2024					2023				
	Packages Limited	Dane Foods Limited	Packages Real Estate (Private) Limited	Hoechst Pakistan (Limited)	Total	Packages Limited	Dane Foods Limited	Packages Real Estate (Private) Limited	Hoechst Pakistan (Limited)	Total
(Rupees in '000)										
Balance as at January 1	21,639,041	-	859,763	2,075,366	24,574,170	16,618,949	-	841,216	-	17,460,165
Transfer from long-term investments upon further acquisition	-	-	-	-	-	-	-	-	1,289,217	1,289,217
Investment in associates	-	-	-	-	-	-	-	-	532,447	532,447
Dividend income	(734,448)	-	(25,000)	(132,449)	(891,897)	(734,448)	-	(37,500)	-	(771,948)
Share of profit - net	(1,380,379)	-	158,500	463,730	(758,149)	3,149,748	-	55,664	235,615	3,441,027
Share of other comprehensive (Loss) / income	(832,788)	-	(1,158)	4,200	(829,746)	2,604,792	-	383	18,087	2,623,262
Balance as at December 31	18,691,426	-	992,105	2,410,847	22,094,378	21,639,041	-	859,763	2,075,366	24,574,170

7.2 Investment in joint venture

- Unquoted

S.C Johnson & Son of Pakistan (Private) Limited

18,500,670 (2023: 18,500,670) fully paid ordinary shares of Rs. 10 each

Equity held 45% (2023: 45%) having par value of Rs. 10

per share (2023: having par value of Rs. 10)

Note

2024	2023
(Rupees in '000)	
-	-
-	-

7.2.1 S.C. Johnson & Son of Pakistan (Private) Limited (Joint Venture) (S.C. Johnson) was incorporated in Pakistan as a private limited company on July 10, 1999 under the repealed Companies Ordinance, 1984 (now the Companies Act, 2017). The principal activities of the S.C. Johnson include manufacturing and marketing of consumer household products.

It was a wholly owned subsidiary of S.C. Johnson Netherlands II Cooperatief U.A. In 2019, IGI Investments entered into a Joint Venture agreement (the Agreement) with S.C. Johnson Netherlands II Cooperatief U.A. whereby IGI Investments subscribed 45% of the shares on completion of certain conditions as specified in the Agreement. IGI Investments acquired 45% of the shareholding in S.C. Johnson on October 3, 2020.

For The Year Ended December 31, 2024

During the year ended December 31, 2021, the Board of Directors of S.C. Johnson decided to increase the paid-up share capital by way of rights issue. Accordingly, S.C. Johnson offered 10.125 million ordinary shares at par value amounting to Rs. 101.250 million as per the entitlement to the Group.

7.2.2 The summarised financial information and other details of S.C Johnson & Son of Pakistan (Private) Limited, based on the audited financial statements, are as follows:

Country of incorporation	June 30, 2024				
	Assets	Liabilities	Revenues	Profit / (Loss)	
	(Rupees in '000)				
S.C Johnson & Son of Pakistan (Private) Limited	Pakistan	603,901	1,468,792	884,622	(218,520)

Country of incorporation	June 30, 2023				
	Assets	Liabilities	Revenues	Profit / (Loss)	
	(Rupees in '000)				
S.C Johnson & Son of Pakistan (Private) Limited	Pakistan	679,785	1,471,906	940,363	(515,850)

7.2.3 Movement in joint venture

	2024	2023
	(Rupees in '000)	
Balance as at January 1	-	-
Further investment during the year	-	119,250
Share of loss - net	-	(119,250)
Balance as at December 31	-	-

7.3 Mutual funds - fair value through profit or loss

	2024					2023				
	Number of units	Carrying value	(Impairment / provision)	Unrealised gain / (loss)	Market value	Number of units	Carrying value	(Impairment / provision)	Unrealised gain / (loss)	Market value
	(Rupees in '000)					(Rupees in '000)				
ABL Cash Fund	2,246,212	22,924	-	2,149	25,073	2,482	25,398	-	59	25,457
UBL Cash Fund	63	7	-	-	7	-	-	-	-	-
Alhamra Cash Management Optimizer	582,810	60,183	-	3,210	63,393	45,000	45,000	-	3,265	48,265
Faysal Halal Arndani Fund	-	-	-	-	-	40,000	40,000	-	2,971	42,971
Alfalsh GHP Islamic Income Fund	168	19	-	-	19	15	15	-	1	16
Al-Ameen Islamic Cash Fund	174	19	-	-	19	16	16	-	1	17
NBP Riba Free Savings Fund	1,429	16	-	-	16	13	13	-	1	14
Faysal Islamic Saving Growth Fund	69	8	-	-	8	7	7	-	-	7
Alfalsh Islamic Money Market Fund	1,845,636	200,000	-	764	200,764	-	-	-	-	-
Al-Ameen Islamic Cash Plan - I	1,202,988	130,000	-	567	130,567	-	-	-	-	-
HBL Islamic Money Market Fund	961,300	105,000	-	318	105,318	-	-	-	-	-
Faysal Islamic Cash Fund	520,242	55,000	-	1,535	56,535	-	-	-	-	-
Alhamra Islamic Income Fund	9	1	-	-	1	-	-	-	-	-
Alhamra Islamic Money Market Fund	32	3	-	-	3	-	-	-	-	-
ABL Special Saving Plan - I	50	1	-	-	1	-	-	-	-	-
Alfalsh GHP Income Fund	66	8	-	-	8	-	-	-	-	-
Alfalsh GHP Stock Fund	-	44	-	-	44	-	-	-	-	-
MCB Pakistan Stock Market Fund	-	593	-	20	613	-	-	-	-	-
Pakistan Income Fund	18	1	-	-	1	-	-	-	-	-
NBP Stock Fund	-	369	-	-	369	-	-	-	-	-
NBP Financial Sector Income Fund	-	106	-	-	106	-	-	-	-	-
NBP Islamic Stock Fund	-	113	-	-	113	-	-	-	-	-
UBL Stock Advantage Fund	-	29	-	16	45	-	-	-	-	-
UBL Money Market Fund	4,317	470	-	3	473	-	-	-	-	-
	7,365,583	574,914	-	8,582	583,496	87,533	110,449	-	6,298	116,747

Notes to and Forming Part of the Consolidated Financial Statements

7.4 Equity securities - fair value through profit or loss

Company name	Number of shares				Percentage of equity held*	Carrying amount	Market value	Unrealised (loss) / gain on remeasurement
	As at January 1, 2024	Purchased / bonus issued during the year	Sold during the year	As at December 31, 2024				
	(Rupees in '000)							
Automobile Parts & Accessories								
Exide Pakistan Limited	-	1,500	-	1,500	0.02%	1,300	1,202	(98)
Panther Tyres Limited	15,000	-	15,000	-	-	-	-	-
Thal Limited	4,500	1,100	-	5,600	0.01%	1,822	2,312	490
Ghandhara Tyre & Rubber Company Limited	-	21,000	21,000	-	-	-	-	-
Cement								
Attock Cement Pakistan Limited	14,000	-	14,000	-	-	-	-	-
Cherat Cement Company Limited	5,700	18,000	-	23,700	0.01%	3,925	6,486	2,561
Fauji Cement Company Limited	238,000	74,000	312,000	-	-	-	-	-
Lucky Cement Limited	14,355	9,710	7,350	16,715	0.01%	14,021	18,395	4,374
Maple Leaf Cement Factory Limited	78,700	-	78,700	-	-	-	-	-
Pioneer Cement Limited	-	37,870	10,500	27,370	0.01%	4,433	5,502	1,069
Chemicals								
Descon Oxychem Limited	-	85,000	85,000	-	-	-	-	-
Commercial Banks								
Askari Bank Limited	-	175,200	-	175,200	0.01%	4,064	6,705	2,641
Bank AL Habib Limited	20,500	78,800	11,000	88,300	0.01%	8,941	11,605	2,664
Bank Alfalah Limited	92,690	61,740	154,430	-	-	-	-	-
Faysal Bank Limited	-	31,500	31,500	-	-	-	-	-
Habib Bank Limited	27,500	54,200	81,700	-	-	-	-	-
Habib Metropolitan Bank Limited	36,500	155,055	44,500	147,055	0.01%	10,742	12,794	2,052
MCB Bank Limited	50,586	45,700	25,500	70,786	0.01%	14,784	19,912	5,128
Meezan Bank Limited	64,370	33,900	66,600	31,670	-	6,298	7,664	1,366
National Bank of Pakistan	-	151,500	31,043	120,457	0.01%	4,472	8,061	3,589
The Bank of Punjab	-	170,600	170,600	-	-	-	-	-
United Bank Limited	74,600	30,800	74,284	31,116	-	7,535	11,893	4,358
Engineering								
Aisha Steel Mills Limited	-	124,000	124,000	-	-	-	-	-
Mughal Iron & Steel Industries Limited	-	92,210	53,500	38,710	0.01%	2,932	3,101	169
Fertilizer								
Engro Corporation Limited	21,700	5,200	-	26,900	0.01%	8,108	11,978	3,870
Engro Fertilizers Limited	57,400	8,700	66,100	-	-	-	-	-
Fatima Fertilizer Company Limited	-	117,500	-	117,500	0.01%	6,179	9,198	3,019
Fauji Fertilizer Bin Qasim Limited	-	287,000	287,000	-	-	-	-	-
Fauji Fertilizer Company Limited	73,300	41,241	36,600	77,941	0.01%	16,175	28,551	12,376
Glass & Ceramics								
Tariq Glass Industries Limited	23,500	59,560	-	83,060	0.05%	9,498	13,153	3,655
Leather & Tanneries								
Service Industries Limited	2,000	13,930	3,000	12,930	0.03%	12,477	20,488	8,011
Miscellaneous								
Pakistan Aluminium Beverage Cans Limited	31,500	24,500	13,000	43,000	0.01%	3,077	5,379	2,302
Oil and gas exploration companies								
Mari Petroleum Company Limited	2,655	600	3,255	-	-	-	-	-
Oil & Gas Development Company Limited	86,334	134,800	47,200	173,934	-	24,654	39,528	14,874
Pakistan Oilfields Limited	2,300	10,700	13,000	-	-	-	-	-
Pakistan Petroleum Limited	98,400	123,400	35,500	186,300	0.01%	22,373	37,921	15,548
Attock Petroleum Limited	4,000	2,350	-	6,350	0.01%	2,484	3,521	1,037
Pakistan State Oil Company Limited	-	61,000	-	61,000	0.01%	13,831	26,882	13,051
Sui Northern Gas Pipelines Limited	30,000	-	30,000	-	-	-	-	-
Paper & Board								
Century Paper & Board Mills Limited	-	99,700	-	99,700	0.02%	2,887	3,286	399
Pharmaceuticals								
AGP Limited	484	-	484	-	-	-	-	-
BF Biosciences Limited	-	117,700	-	117,700	0.13%	9,063	27,641	18,578
Citi Pharma Limited	-	14,500	14,500	-	-	-	-	-
Haleon Pakistan Limited	6,500	5,860	2,783	9,577	0.01%	2,043	7,735	5,692
Highnoon Laboratories Limited	3,130	3,800	-	6,930	0.01%	4,834	6,363	1,529
The Searle Company Limited	-	102,000	102,000	-	-	-	-	-
Power Generation and Distribution								
The Hub Power Company Limited	119,916	64,800	100,171	84,545	0.01%	9,877	11,066	1,189
Synthetic & Rayon								
Image Pakistan Limited	-	155,400	-	155,400	0.07%	2,223	3,343	1,120

For The Year Ended December 31, 2024

Company name	Number of shares				Percentage of equity held*	Carrying amount	Market value	Unrealised (loss) / gain on remeasurement
	As at January 1, 2024	Purchased / bonus issued during the year	Sold during the year	As at December 31, 2024				
(Rupees in '000)								
Technology & Communication								
Air Link Communication Limited	-	15,000	15,000	-	-	-	-	-
Avanceon Limited	35,937	3,594	-	39,531	0.01%	2,064	2,417	353
Octopus Digital Limited	75,162	-	-	75,162	0.05%	3,587	5,322	1,735
Pakistan Telecommunication Company Limited	-	350,000	175,000	175,000	-	2,830	4,772	1,942
Systems Limited	399,700	2,300	6,070	395,930	0.13%	167,705	246,051	78,346
Textile Composite								
Interloop Limited	34,308	126,280	36,000	124,588	0.01%	8,173	8,562	389
Nishat Chunian Limited	-	95,000	95,000	-	-	-	-	-
Nishat Mills Limited	32,000	30,350	62,350	-	-	-	-	-
Transport								
Pakistan International Bulk Terminal	-	546,100	546,100	-	-	-	-	-
Total as at December 31, 2024						419,411	638,789	219,378
Total as at December 31, 2023						304,461	321,766	17,305

*Nil due to rounding off

7.5 Government securities - fair value through profit or loss

Particulars *	Maturity year	Effective yield % per annum	Profit payment	Market Values	
				2024	2023
				(Rupees in '000)	
Market Treasury Bills	2024	22.87%	On maturity	-	45,118
Market Treasury Bills	2024	22.80%	On maturity	-	49,978
Market Treasury Bills	2024	22.85%	On maturity	-	53,186
Market Treasury Bills	2024	22.85%	On maturity	-	67,064
Market Treasury Bills	2024	22.75%	On maturity	-	134,370
Market Treasury Bills	2024	21.26%	On maturity	-	122,215
Market Treasury Bills	2024	21.34%	On maturity	-	50,849
Market Treasury Bills	2024	21.34%	On maturity	-	20,646
Market Treasury Bills	2025	20.79%	On maturity	204,029	-
Market Treasury Bills	2025	20.09%	On maturity	88,914	-
Market Treasury Bills	2025	20.84%	On maturity	26,886	-
Market Treasury Bills	2025	20.84%	On maturity	28,851	-
Market Treasury Bills	2025	19.98%	On maturity	66,756	-
Market Treasury Bills	2025	18.85%	On maturity	8,166	-
Market Treasury Bills	2025	18.49%	On maturity	37,061	-
Market Treasury Bills	2025	18.13%	On maturity	93,709	-
Market Treasury Bills	2025	16.83%	On maturity	46,231	-
Market Treasury Bills	2025	13.50%	On maturity	84,012	-
Market Treasury Bills	2025	13.02%	On maturity	11,946	-
Market Treasury Bills	2025	12.10%	On maturity	250,087	-
Market Treasury Bills	2025	11.98%	On maturity	26,925	-
Market Treasury Bills	2025	12.19%	On maturity	31,274	-
Pakistan Investment Bonds	2024	21.35%	Semi-annual	-	230,729
Pakistan Investment Bonds	2025	18.76%	Semi-annual	169,072	146,087
Pakistan Investment Bonds	2026	17.29%	Semi-annual	249,333	224,123
Pakistan Investment Bonds	2027	16.39%	Semi-annual	108,569	93,379
Pakistan Investment Bonds	2027	15.94%	Semi-annual	1,436	49,299
Pakistan Investment Bonds	2027	14.00%	Semi-annual	1,030	-
Pakistan Investment Bonds	2030	15.37%	Semi-annual	78,074	65,703
Pakistan Investment Bonds	2027	16.40%	Semi-annual	50,795	-
Pakistan Investment Bonds	2027	15.08%	Semi-annual	96,438	-
Pakistan Investment Bonds	2026	13.52%	Semi-annual	48,917	-
Pakistan Investment Bonds (floaters)	2029	16.11%	Semi-annual	27,297	-
Pakistan Investment Bonds (floaters)	2034	14.27%	Semi-annual	48,126	-
Pakistan Investment Bonds (floaters)	2028	23.95%	Semi-annual	571,580	569,151
Pakistan Investment Bonds (floaters)	2028	22.47%	Semi-annual	123,150	122,450
Pakistan Investment Bonds (floaters)	2029	23.89%	Semi-annual	123,200	122,963
Pakistan Investment Bonds (floaters)	2029	12.84%	Semi-annual	96,658	-
Pakistan Investment Bonds (floaters)	2028	23.87%	Semi-annual	172,123	211,792
GOP Ijara Sukuk Certificates	2025	13.89%	Semi-annual	25,000	-
				2,995,645	2,379,102

*These include Pakistan Investment Bonds which are placed as statutory deposit with the State Bank of Pakistan in accordance with the requirements of Clause (a) of sub-section 2 of section 29 of the Insurance Ordinance, 2000, having market value of Rs 221.650 million (2023: Rs 220.796 million).

Notes to and Forming Part of the Consolidated Financial Statements

7.6 Debt securities- fair value through profit or loss

	2024					2023				
	Number of certificates	Maturity year	Coupon rate	Profit payment	Market Value	Number of certificates	Maturity year	Coupon rate	Profit payment	Market Value
	(Rupees in '000)					(Rupees in '000)				
Term finance certificate										
Habib Bank Limited	500,000	Perpetual	3 months Kibor plus 1.60%	Quarterly	50,000	500,000	Perpetual	3 months Kibor plus 1.60%	Quarterly	50,000
Bank Alfalah Limited	-	-	-	-	-	1,000,000	Perpetual	Higher of 3 year PKRV plus 0.75% or 9%	Quarterly	100,000
Bank Alfalah Limited	15,000	2030	6 months Kibor plus 2%	Semi-annual	75,000	750,000	2,030	6 months Kibor plus 2%	Semi-annual	75,000
Soneri Bank Limited	250,000	2030	6 months Kibor plus 1.70%	Semi-annual	24,980	250,000	2,030	6 months Kibor plus 1.70%	Semi-annual	24,990
JS Bank Limited	20,000	2033	3 months Kibor plus 2%	Quarterly	19,993	20,000	2,033	3 months Kibor plus 2%	Quarterly	19,999
Kashif Foundation	40,000	2026	3 months Kibor plus 1.50%	Quarterly	40,000	40,000	2,026	3 months Kibor plus 1.50%	Quarterly	40,000
Kashif Foundation	330,000	2026	1 month Kibor	Monthly	33,000	-	-	1 month Kibor	-	-
	1,155,000				242,973	2,560,000				309,989

7.7 Quoted equity securities- fair value through other comprehensive income

Company name	Number of shares				Percentage of equity held	Carrying amount	Market value	Unrealised (loss) / gain on remeasurement
	As at January 1, 2024	Purchased / bonus issued during the year	Sold during the year	As at December 31, 2024				
	(Rupees in '000)							
Food & Personal Care Products								
Nestle Pakistan Limited (a related party)	4,423,666	9,293	-	4,432,959	9.78%	6,846,933	33,025,545	26,178,612
Mitchells Fruit Farms Limited	850,334	-	-	850,334	3.72%	49,317	204,327	155,010
Engineering								
Siemens (Pakistan) Engineering Company Limited	70,031	-	70,031	-	-	-	-	-
International Industries Limited	504,472	-	504,472	-	-	-	-	-
Investment Banks								
Pakistan Stock Exchange Limited	1,602,953	-	-	1,602,953	0.20%	16,174	44,482	28,308
LSE Ventures Limited	842,810	-	842,810	-	-	-	-	-
LSE Proptech Limited	295,536	-	295,536	-	-	-	-	-
LSE Capital Limited	-	245,294	-	245,294	0.14%	3,046	1,582	(1,464)
Technology & Communication								
Systems Limited	10,135,040	-	-	10,135,040	3.48%	45,532	6,298,418	6,252,886
Automobile Parts & Accessories								
Agritech Limited	1,352,992	-	1,352,992	-	-	-	-	-
Miscellaneous								
Tri-Pack Films Limited (a related party)	3,750,417	-	-	3,750,417	9.67%	564,611	533,197	(31,414)
Total as at December 31, 2024						7,525,613	40,107,551	32,581,938
Total as at December 31, 2023						7,577,824	41,368,567	33,790,743

7.8 Unquoted equity securities- fair value through other comprehensive income

Company name	Number of shares				Percentage of equity held	Cost	Market value
	As at January 1, 2024	Purchased / bonus issued during the year	Sold during the year	As at December 31, 2024			
	(Rupees in '000)						
Coca Cola Beverages Pakistan Limited	12,433,934	-	-	12,433,934	0.46%	119,940	187,751
Kissan Fruit Growers (Private) Limited	44	-	-	44	4.87%	4	4
Punjab Fruit Growers (Private) Limited	32	-	-	32	4.83%	3	3
Haider Fruit Growers (Private) Limited	1,705	-	-	1,705	4.87%	16	16
Petroleum Development Pakistan Limited	350	-	-	350	-	1	1
National Steel of Pakistan Limited	500	-	-	500	-	1	1
DHA Cogen Limited	9,500,000	-	-	9,500,000	3.35%	-	-
Technilogix International Limited *	1,422,870	-	1,422,870	-	-	-	-
Visionet Systems Inc. **	464,827	-	-	464,827	4.55%	5,423	735,433
Central Depository Company of Pakistan Limited (note 11.1)	-	2,274,995	-	2,274,995	0.65%	9,110	61,639
Milvik Mobile Pakistan (Private) Limited (note 7.10.1)	-	10,000,000	-	10,000,000	2.40%	100,000	120,753
Total as at December 31, 2024						234,498	1,105,601
Total as at December 31, 2023						128,892	1,122,925

* Technilogix International Limited is a company registered in Bermuda. This investment has been made since 2005. Return on investment is in the form of dividend. During the year, IGI Investments has sold its investment in Technilogix International Limited of 355,718 shares at Rs. 75.42 per share.

** Visionet Systems Inc. is located in New Jersey, USA. This investment has been made since 2013. Return on investment is in the form of dividend received. The investee company is subject to various claims and legal proceedings covering a wide range of matters that arise in the ordinary course of its business activities. The management of investee company believes that any liability that may ultimately result from the resolution of these matters will not have a material adverse effect on the financial condition or results of operations of the investee company.

For The Year Ended December 31, 2024

7.9 Seed preference shares

Company name	Place of business	No. of preference shares		Percentage of equity held		Carrying amount	
		2024	2023	2024	2023	2024	2023
Mahaana Wealth Pte. Limited	Singapore	846,501	846,501	6.25%	6.25%	(Rupees in '000)	
						66,194	62,030
Total						66,194	62,030

7.9.1 During the year ended December 31, 2022, the Group invested in series seed preference shares of Mahaana Wealth Pte. Limited, a private limited company registered in the Republic of Singapore.

7.10 Preference shares

Company name	Place of business	No. of preference shares		Percentage of equity held		Carrying amount	
		2024	2023	2024	2022	2024	2023
(Rupees in '000)							
Milvik Mobile Pakistan (Private) Limited (note 7.10.1)	Pakistan	-	10,000,000	-	-	-	98,501
AgriTech Limited - Class A (note 7.10.2)	Pakistan	2,647,503	-	-	-	-	-
Total						-	98,501

7.10.1 During the current year, IGI Investments converted the preference shares of Milvik Mobile Pakistan (Private) Limited, a private limited company registered in the Islamic Republic of Pakistan into ordinary shares. Previously, these preference shares carried a coupon income at the rate of 13% per annum, payable on a quarterly basis. Pursuant to Section 2.1.1 of the Subscription Agreement, IGI Investments converted a Rs. 100,000,000 preference shares into 2.4% ordinary shares of the Milvik on October 1, 2024.

7.10.2 With respect to non-performing outstanding principal sukuk and term finance certificates issued by AGL, including the accrued profit portion, AGL, after correspondence with the creditors, has agreed in principle on the terms and conditions which are enumerated in the SoA. The Honourable Lahore High Court approved Agritech Limited's (AGL) Scheme of Arrangement (SoA) on July 5, 2022, which took effect retrospectively from December 31, 2013.

As a result of the above arrangement, on December 23, 2024 AGL issued 2,647,503 cumulative redeemable Class A Preference Shares with limited voting rights having face value amounting to Rs. 26,475,030. The preference shareholders have a preferred right of dividend at the rate of 1 Year KIBOR + 4% per annum on cumulative basis. AGL shall have the option to redeem these preference shares plus any accumulated unpaid dividends in full or in part, within ninety days after the expiry of first anniversary from the date of issue i.e. December 31, 2013 and subsequently, every anniversary thereafter, by giving at least thirty days notice. These cumulative redeemable Class A Preference Shares have been carried at nil value, as they lack a reliable measure of fair value in an active market.

7.11 Investments in Market treasury bills - held to maturity

2024	2023
(Rupees in '000)	
-	94,533

7.11.1 These represent T-bills that carry mark-up at the rate of Nil per annum.

Issue date	Maturity date	As at January 1, 2024	Purchased during the year	Disposed / matured during the year	As at December 31, 2024	Carrying value as at December 31, 2024
19-Oct-23	17-Oct-24	110,400	-	110,400	-	-
						-
						94,533

Notes to and Forming Part of the Consolidated Financial Statements

7.12 Mutual funds - available for sale

	2024	2023
	Market value	
	(Rupees in '000)	
Al Ameen Islamic Cash Fund	307,450	222,504
Al Ameen Islamic Sovereign Fund	367,011	205,636
Al Ameen Shariah Stock Fund	232,943	258,871
Alfalah GHP Alpha Fund	152,398	-
Alfalah GHP Income Fund	8,056	15,173
Alfalah GHP Islamic Income Fund	96,991	76,831
Alfalah GHP Islamic Stock Fund	142,327	120,622
Alfalah GHP Money Market Fund	24	68,410
Alfalah GHP Stock Fund	185,540	118,369
ABL Stock Fund	37,575	82,383
ABL Islamic Stock Fund	24,433	141,179
ABL Islamic Income Fund	45,835	81,643
Atlas Islamic Income Fund	81,973	66,932
Atlas Islamic Stock Fund	294,326	198,103
Atlas Stock Market Fund	188,162	125,571
Atlas Income Fund	84,653	10,372
First Habib Islamic Income Fund	-	-
HBL Islamic Income Fund	315,751	518,163
HBL Islamic Equity Fund	-	-
HBL Islamic Stock Fund	15,274	12,775
HBL Stock Fund	-	37,835
HBL Islamic Money Market Fund	259	103,962
HBL Income Fund	20,109	68,918
MCB Islamic Income Fund	-	3,567
MCB Pakistan Income Fund	-	29,236
MCB Pakistan Islamic Stock Fund	-	72,732
MCB Pakistan Stock Market Fund	254,570	203,443
HBL Equity Fund	-	7,946
Meezan Islamic Fund	140,184	91,971
Meezan Cash Fund	140,938	238,699
Meezan Sovereign Fund	463,288	391,198
NBP Islamic Income Fund	60,102	79,691
NBP Islamic Stock Fund	202,822	118,077
NBP Stock Fund	173,537	151,735
NBP Riba Free Saving Fund	42	-
NBP Financial Sector Income Fund	92	-
NBP Income Opportunity Fund	32	-
UBL Income Opportunity Fund	65,512	26,715
UBL Money Market Fund	2,822	4,527
UBL Stock Advantage Fund	383,120	230,434
ABL Cash Fund	16,453	19,459
ABL Income Fund	53,817	-
ABL Islamic Cash Fund	17,493	-
AL Habib Islamic Income Fund (formerly: First Habib Islamic Income Fund)	-	212,991
AL Habib Islamic Savings Fund	285,031	515,230
AL Habib Islamic Stock Fund	258,993	39,890
AL Habib Income Fund	70,960	71,760
AL Habib Islamic Munafa Fund Plan II	-	123,086
AL Habib Stock Fund	158,521	14,897

For The Year Ended December 31, 2024

	2024	2023
	Market value	
	(Rupees in '000)	
Alfalah GHP Cash Fund	7,001	6,250
Alfalah GHP Islamic Income Fund	-	251,521
Alhamra Islamic Income Fund	260,843	131,730
Alhamra Islamic Money Market Fund	6	-
Alhamra Islamic Stock Fund (formerly: MCB Pakistan Islamic Stock Fund)	-	130,085
Alhamra Cash Management Optimizer	616,145	214,869
Alhamra Wada Plan (Alhamra Wada Plan VII)	-	354,023
Alhamra Wada Plan (Alhamra Wada Plan XI)	-	52,915
Alhamra Wada Plan (Alhamra Wada Plan VIII)	-	29,938
Atlas Islamic Money Market Fund	345,778	222,773
Atlas Money Market Fund	-	11,729
Faysal Halal Amdani Fund	348,092	247,770
Faysal Islamic Sovereign Fund (Faysal Islamic Sovereign Plan I)	302,391	206,882
Faysal Islamic Stock Fund	33,349	30,222
JS Islamic Money Market Fund (formerly JS Islamic Daily Dividend Fund)	-	6,007
JS Islamic Income Fund	38,402	73,957
JS Large Capital Fund	-	7,615
HLB Cash Fund	16	66,755
MCB Cash Management Optimizer	5,820	4,796
Meezan Paaidar Munafa Plan IV	-	172,314
NBP Government Securities Liquid Fund	13	47,618
NBP Islamic Daily Dividend Fund	-	75,649
NBP Islamic Energy Fund	28	59,618
NBP Financial Sector Fund	61	11,010
NBP Islamic Mahana Amdani Fund	160,733	181,371
NBP Islamic Money Market Fund	357,426	254,129
NBP Mahana Amdani Fund	9,871	105,171
Pakistan Income Fund	91,279	3,125
UBL Cash Fund	3	-
UBL Financial Sector Fund	2,392	46,262
UBL Liquidity Plus Fund	21,837	2,005
ABL Islamic Money Market Plan I	323,143	-
AL Habib Islamic Income Fund	561,281	-
AL Meezan Mutual Fund	173,126	-
Alfalah Islamic Money Market Fund	385,806	-
Alfalah Islamic Sovereign Fund	93,837	-
Alfalah Islamic Sovereign Fund Plan II	23,497	-
Alhamra Government Securities Plan I	25,712	-
Alhamra Islamic Stock Fund	130,573	-
Faysal Islamic Cash Fund	131,338	-
HLB Islamic Savings Plan I	167,771	-
JS Government Securities Fund	53,226	-
JS Islamic Fund	35,808	-
JS Momentum Factor Exchange Traded Fund	35,090	-
Mahaana Islamic Cash Fund	314,506	-
Mahaana Islamic Index Exchange Traded Fund	59,312	-
MCB Pakistan Sovereign Fund	51,245	-
Meezan Paaidar Munafa Plan - XII	339,112	-
NBP Government Securities Savings Fund	93,410	-
	10,948,753	8,189,645

Notes to and Forming Part of the Consolidated Financial Statements

7.13 Government Securities - available for sale

Particulars	Tenure	Maturity year	Rate of return (%) per annum	Profit payment	2024	2023
					Market value	
					(Rupees in '000)	
Pakistan Investment Bonds	10 years	2024	12.00%	Semi-annual	-	34,812
Pakistan Investment Bonds	5 years	2025	7.50%**	Semi-annual	-	2,038,227
Pakistan Investment Bonds	3 years	2026	12.00%**	Semi-annual	-	268,682
Pakistan Investment Bonds*	10 years	2029	23.48%**	Semi-annual	-	122,963
Pakistan Investment Bonds*	10 years	2029	23.57%**	Semi-annual	-	1,794,794
Pakistan Investment Bonds*	10 years	2029	21.86%**	Semi-annual	-	294,110
Pakistan Investment Bonds*	10 years	2028	12.25%	Semi-annual	163,632	-
Pakistan Investment Bonds	2 years	2026	12.10%	Semi-annual	2,358,982	-
Pakistan Investment Bonds	5 years	2025	12.38%	On maturity	26,256	-
Pakistan Investment Bonds	5 years	2025	12.20%**	Semi-annual	498,668	-
Pakistan Investment Bonds	3 years	2026	18.68%**	Semi-annual	123,200	-
Pakistan Investment Bonds*	10 years	2029	12.39%**	Semi-annual	295,560	-
Pakistan Investment Bonds*	10 years	2028	19.43%**	Semi-annual	609,268	-
Pakistan Investment Bonds*	10 years	2028	19.39%**	Semi-annual	369,664	-
Pakistan Investment Bonds*	10 years	2028	20.04%**	Semi-annual	822,222	-
					5,267,452	4,553,588
Market Treasury Bills	3 months	2024	21.49%	On maturity	-	424,727
Market Treasury Bills	3 months	2024	21.37%	On maturity	-	593,971
Market Treasury Bills	3 months	2024	21.35%	On maturity	-	608,759
Market Treasury Bills	3 months	2024	21.33%	On maturity	-	764,426
Market Treasury Bills	3 months	2024	21.30%	On maturity	-	168,057
Market Treasury Bills	6 months	2024	21.29%	On maturity	-	473,750
Market Treasury Bills	6 months	2024	21.31%	On maturity	-	680,090
Market Treasury Bills	6 months	2024	21.33%	On maturity	-	184,423
Market Treasury Bills	6 months	2024	21.34%	On maturity	-	462,919
Market Treasury Bills	6 months	2024	21.35%	On maturity	-	669,825
Market Treasury Bills	6 months	2024	21.36%	On maturity	-	455,971
Market Treasury Bills	6 months	2024	21.37%	On maturity	-	507,286
Market Treasury Bills	12 months	2024	21.37%	On maturity	-	1,465,146
Market Treasury Bills	12 months	2024	21.34%	On maturity	-	153,339
Market Treasury Bills	12 months	2024	21.34%	On maturity	-	427,314
Market Treasury Bills	12 months	2024	21.33%	On maturity	-	424,355
Market Treasury Bills	12 months	2024	21.33%	On maturity	-	417,447
Market Treasury Bills	12 months	2024	21.33%	On maturity	-	164,076
Market Treasury Bills	12 months	2024	21.32%	On maturity	-	87,726
Market Treasury Bills	12 months	2024	21.32%	On maturity	-	890,009
Market Treasury Bills	3 months	2025	11.91%	On maturity	487,431	-
Market Treasury Bills	3 months	2025	11.96%	On maturity	509,285	-
Market Treasury Bills	3 months	2025	12.03%	On maturity	499,846	-
Market Treasury Bills	3 months	2025	12.12%	On maturity	1,074,598	-
Market Treasury Bills	3 months	2025	12.23%	On maturity	496,175	-
Market Treasury Bills	3 months	2025	12.83%	On maturity	626,276	-
Market Treasury Bills	6 months	2025	11.88%	On maturity	1,311,021	-
Market Treasury Bills	6 months	2025	12.03%	On maturity	245,865	-
Market Treasury Bills	6 months	2025	12.12%	On maturity	479,334	-
Market Treasury Bills	6 months	2025	12.23%	On maturity	247,384	-
Market Treasury Bills	6 months	2025	12.25%	On maturity	704	-
Market Treasury Bills	6 months	2025	12.83%	On maturity	353,093	-
Market Treasury Bills	12 months	2025	11.88%	On maturity	363,981	-

For The Year Ended December 31, 2024

Particulars	Tenure	Maturity year	Rate of return (%) per annum	Profit payment	2024	2023
					Market value	
					(Rupees in '000)	
Market Treasury Bills	12 months	2025	11.90%	On maturity	211,270	-
Market Treasury Bills	12 months	2025	11.91%	On maturity	1,700,920	-
Market Treasury Bills	12 months	2025	11.92%	On maturity	42,979	-
Market Treasury Bills	12 months	2025	11.95%	On maturity	256,344	-
Market Treasury Bills	12 months	2025	11.96%	On maturity	28,795	-
Market Treasury Bills	12 months	2025	11.97%	On maturity	292,185	-
Market Treasury Bills	12 months	2025	11.99%	On maturity	471,583	-
Market Treasury Bills	12 months	2025	12.02%	On maturity	39,379	-
Market Treasury Bills	12 months	2025	12.05%	On maturity	194,169	-
Market Treasury Bills	12 months	2025	12.08%	On maturity	818,326	-
Market Treasury Bills	12 months	2025	12.09%	On maturity	387,904	-
Market Treasury Bills	12 months	2025	12.10%	On maturity	199,220	-
Market Treasury Bills	12 months	2025	12.12%	On maturity	90,955	-
Market Treasury Bills	12 months	2025	12.13%	On maturity	402,972	-
Market Treasury Bills	12 months	2025	12.23%	On maturity	1,687	-
Market Treasury Bills	12 months	2025	12.25%	On maturity	374,947	-
Market Treasury Bills	12 months	2025	12.83%	On maturity	122,773	-
Market Treasury Bills	12 months	2025	12.94%	On maturity	226,962	-
					17,129,907	10,023,616
GOP Ijara Sukuk Certificates	5 years	2025	21.14%**	Semi-annual	-	286,032
GOP Ijara Sukuk Certificates	1 year	2024	22.79%**	Semi-annual	-	90,000
GOP Ijara Sukuk Certificates	1 year	2024	20.33%**	Semi-annual	-	25,125
GOP Ijara Sukuk Certificates	1 year	2024	23.71%**	Semi-annual	-	10,137
GOP Ijara Sukuk Certificates	5 years	2025	12.44%**	Semi-annual	132,707	-
GOP Ijara Sukuk Certificates	5 years	2025	11.14%**	Semi-annual	157,179	-
GOP Ijara Sukuk Certificates	1 year	2025	15.00%	On maturity	10,318	-
GOP Ijara Sukuk Certificates	1 year	2025	15.99%	On maturity	26,412	-
GOP Ijara Sukuk Certificates	1 year	2025	17.22%	On maturity	23,588	-
GOP Ijara Sukuk Certificates	1 year	2025	18.50%	On maturity	23,700	-
GOP Ijara Sukuk Certificates	1 year	2025	19.89%	On maturity	139,809	-
GOP Ijara Sukuk Certificates	1 year	2025	20.00%	On maturity	145,590	-
GOP Ijara Sukuk Certificates	1 year	2025	20.10%	On maturity	24,350	-
GOP Ijara Sukuk Certificates	1 year	2025	20.10%	On maturity	73,620	-
GOP Ijara Sukuk Certificates	1 year	2025	20.20%	On maturity	196,422	-
GOP Ijara Sukuk Certificates	1 year	2025	20.24%	On maturity	48,548	-
					1,002,243	411,294
					23,399,602	14,988,498

*These include Pakistan Investment Bonds which are placed as statutory deposit with the State Bank of Pakistan in accordance with the requirements of Clause (a) of sub-section 2 of section 29 of the Insurance Ordinance, 2000, amounting to Rs 193 million (2023: Rs 193 million).

** These represent current year rate of return and are floating stinstruments.

Notes to and Forming Part of the Consolidated Financial Statements

7.14 Debt securities - available for sale

	2024					2023				
	Number of certificates	Maturity year	Coupon rate	Profit payment	Market value	Number of certificates	Maturity year	Coupon rate	Profit payment	Market value
	(Rupees in '000)					(Rupees in '000)				
Term Financ Certificates										
Bank Alfalah Limited	10,000	5 years	6 months Kibor plus 1.50%	Semi annual	49,725	10,000	5 years	6 months Kibor plus 1.50%	Semi annual	50,000
Soneri Bank Limited	10,000	5 years	6 months Kibor plus 2%	Semi annual	50,050	10,000	5 years	6 months Kibor plus 2%	Semi annual	50,000
UBL Bank Limited	15,000	5 years	3 months Kibor plus 1.55%	Quarterly	73,638	15,000	5 years	3 months Kibor plus 1.55%	Quarterly	75,000
Habib Bank Limited	500	Perpetual	3 months Kibor plus 1.60%	Quarterly	47,666	500	Perpetual	3 months Kibor plus 1.60%	Quarterly	50,000
Bank Alfalah Limited	10,000	Perpetual	6 months Kibor plus 2%	Semi annual	47,000	10,000	Perpetual	6 months Kibor plus 2%	Semi annual	49,990
Soneri Bank Limited	250	10 Years	6 months Kibor plus 1.7%	Semi annual	25,005	250	10 Years	6 months Kibor plus 1.7%	Semi annual	25,000
	45,750				293,084	45,750				299,990

7.15 Current maturity of investments

	Note	2024	2023
		(Rupees in '000)	
Government securities	7.5, 7.11 & 7.13	18,303,826	12,930,531
		18,303,826	12,930,531
8 INSURANCE / TAKAFUL / REINSURANCE/RETAKAFUL RECEIVABLES			
Amount due from policyholder - unsecured			
- Considered good		2,517,260	1,628,918
- Considered doubtful		199,747	182,594
	8.1	2,717,007	1,811,512
Provision for doubtful receivables	8.2	(199,747)	(182,594)
		2,517,260	1,628,918
Amount due from reinsurer / retakaful - unsecured			
- Considered good		3,731,956	2,764,902
- Considered doubtful		51,765	51,765
		3,783,721	2,816,667
Provision for doubtful receivables	8.3	(51,765)	(51,765)
		3,731,956	2,764,902
Total		6,249,216	4,393,820

8.1 This includes an amount of Rs. 55.636 million (2023: Rs. 88.433 million) receivable from related parties.

8.2 Provision for doubtful receivables - insurance contract holders

	Note	2024	2023
		(Rupees in '000)	
Balance as at January 1		182,594	161,592
Provision made during the year		37,933	22,162
Written off during the year		(20,780)	(1,160)
Balance as at December 31	8.2.1	199,747	182,594

8.2.1 This includes an amount of Rs. 3.154 million (2023: Rs. 2.574 million) provided against related parties.

8.3	Provision for doubtful receivables - other insurer / reinsurer	Note	2024	2023
			(Rupees in '000)	
	Balance as at January 1		51,765	51,765
	Provision during the year		-	-
	Balance as at December 31		51,765	51,765

IGI General has entered into coinsurance and reinsurance arrangements with various other insurance companies and one local reinsurance company. As at December 31, 2024, the aggregate net balance due (to) / from other local insurers and reinsurer arising from such arrangements amounts to Rs. 1031.182 million (2023: Rs. 1,267.685 million) and Rs. 739.032 million (2023: Rs. 404.988 million) respectively.

In respect of these balances, during the year IGI General has exchanged balance information with them based on the significance of the respective balances. This information corroborates the balance position of IGI General in all material respects taking into account the underlying contracts and transactions supported by appropriate evidence.

The reconciliation process of these balances with the respective insurance companies is carried out on ongoing basis. However, as advised by the SECP, this process will be formalised as per the guidelines suggested by the Insurance Association of the Pakistan (IAP) for the entire insurance industry.

9 DEPOSITS, PREPAYMENTS, LOANS, ADVANCES AND OTHER RECEIVABLES

	Note	2024	2023
		(Rupees in '000)	
Advances			
Advances - unsecured considered good	9.1	46,350	50,458
Advances / loans to agents - unsecured considered good		278	278
Advances to employees against expenses - unsecured considered good - executives		2,956	4,684
Other receivables			
Sales tax recoverable		215,261	182,448
Salvage recoverable		201,107	186,737
Receivable against claim administration services - unsecured considered good- net	9.2	238,297	29,098
Net investment in finance lease - secured considered good	9.3	232,113	247,262
Receivable from clients against purchase of marketable securities and commodity contracts - secured considered good	9.4	111,582	69,545
Qard-e-hasan		-	205,339
Mudarib fee		7,418	32,930
Experience refund receivable - unsecured considered good		66,355	66,355
Deposits and prepayments			
Security deposits and prepayments		296,399	170,364
Prepaid reinsurance premium ceded		2,909,454	2,333,817
Exposure deposit with National Clearing Company of Pakistan Limited / Pakistan Stock Exchange Limited		557,085	179,904
Others		488,571	437,245
		5,373,226	4,196,464

9.1 It includes loans pertaining to Ex. IGI Investment Bank Limited which had been transferred to IGI Holdings under the scheme of amalgamation and have been fully provided for during the year.

9.1.1 Movement of provision for doubtful loans and advances is as follows:

	2024	2023
	(Rupees in '000)	
Opening balance	-	-
Provision for the year	10,200	-
Closing balance	10,200	-

Notes to and Forming Part of the Consolidated Financial Statements

9.2 This includes provision against receivable from claim administration services amounting to Rs. 44 million (2023: Rs. 44 million).

9.3 This balance represents outstanding amount of old lease portfolio acquired by the Holding Company as part of amalgamation of Ex. IGI Investment Bank Limited w.e.f December 31, 2016 that has been retained by the Holding Company as part of scheme of arrangement and carried at fair value at the time of acquisition against which an equivalent amount of security deposit are payable.

9.3.1 Movement of provision for net investment in finance lease as follows:

	Note	2024	2023
		(Rupees in '000)	
Opening balance		-	-
Provision for the year		14,590	-
Closing balance		14,590	-

9.4 This includes amounts due from a related parties amounting to Rs. 8.373 million (2023: Rs. 0.164 million).

10 CASH AND BANK BALANCES

	Note	2024	2023
		(Rupees in '000)	
Cash and other equivalents	10.1	18,663	3,303
Current and other accounts	10.2	3,821,053	4,433,809
		3,839,716	4,437,112

10.1 Cash and other equivalents

Cash in hand		769	641
Policy stamps in hand		17,894	2,662
		18,663	3,303

10.2 Current and other accounts

Current accounts		325,207	153,882
Savings accounts	10.2.1	3,495,846	4,279,927
		3,821,053	4,433,809

10.2.1 The balances in savings accounts carry mark-up ranging between 5.87% to 13.50% (2023: 9.00% to 21.25%) per annum.

10.3 Cash and cash equivalent

	Note	2024	2023
		(Rupees in '000)	
Cash and bank balances	10	3,839,716	4,437,112
Market Treasury bills	7.11	3,750,334	2,610,789
Short term loans	20	(1,930,491)	(2,616,765)
		5,659,559	4,431,136

11 NON CURRENT ASSET HELD FOR SALE

- Unquoted equity securities	11.1	-	9,110
------------------------------	------	---	-------

Company's name	Number of shares				Carrying amount as at December 31 (Rupees in '000)
	As at January 1, 2024	Purchased / bonus issued during the year	Sold during the year	As at December 31, 2024	
Central Depository Company of Pakistan (note 11.1)	2,274,995	-	2,274,995	-	-
Total as at December 31, 2024					-
Total as at December 31, 2023					9,110

11.1 As per Section 8 of the Central Depositories (Licensing and Operations) Regulations, 2016, IGI Investments is not eligible to hold shares of Central Depository Company (CDC) transferred from Holding Company (formerly IGI Insurance Limited) under the sanctioned scheme of arrangement.

During the year ended December 31, 2023, IGI Investments had entered into a Share Purchase Agreement with Pakistan Stock Exchange Limited (PSX) for the sell of 1,949,995 shares of Central Depository Company (CDC) to PSX at an agreed rate of Rs. 25 per share. However, during 2023, the Securities Exchange Commission of Pakistan (SECP) declined to grant approval to PSX for the acquisition of these shares.

12	RETIREMENT BENEFIT OBLIGATION	Note	2024	2023
			(Rupees in '000)	
	Funded gratuity schemes	12.1.3	67,996	55,634

12.1 Funded gratuity schemes

12.1.1 Salient features

The Group offers separate approved gratuity funds for eligible employees of IGI General, IGI Life and IGI Finex. Annual contributions are made to the funds on the basis of actuarial recommendations. The gratuity schemes are governed under the Trust Act, 1882, Trust Deeds and Rules of Funds, Companies Act, 2017, the Income Tax Ordinance, 2001 and the Income Tax Rules, 2002.

The Group faces the following risks on account of these gratuity schemes:

Final salary risks

The risk that the final salary at the time of cessation of service is greater than what was assumed. Since the benefit is calculated on the final salary, the benefit amount would also increase proportionately.

Asset volatility

Most assets are invested in risk free investments. However, investments in shares, are subject to adverse fluctuation as a result of change in market price.

Discount rate fluctuation

The plan liabilities are calculated using a discount rate with reference to corporate bond yields. A decrease in corporate bond yields will increase plan liabilities, although this will be partially offset by an increase in the value of the current plan's bond holdings.

Investment risks

The risk of the investment underperforming and not being sufficient to meet the liabilities. The risk is mitigated by closely monitoring the performance of investments.

Mortality risks

The risk that the actual mortality experience is different. The effect depends on the beneficiaries' service / age distribution and the benefit.

Longevity risks

The risk arises when the actual lifetime of retirees is longer than expectation. This risk is measured at the plan level over the entire retiree population.

Withdrawal risks

The risk of higher or lower withdrawal experience than assumed. The final effect could go either way depending on the beneficiaries' service / age distribution and the benefit.

The Group manages such risks by making regular contributions in the defined benefit plan and investing such contributions in investment avenues that are low risk. This aims to reduce the volatility in the schemes' funding position and identifying any funding gaps which are met by way of contribution.

12.1.2 Valuation results

Actuarial valuations are carried out every year and the latest valuations were carried out as at December 31, 2024. The information provided in notes 12.1.3 to 12.1.15 has been obtained from the actuarial valuations carried out as at December 31, 2024. The following significant assumptions have been used for valuation of these schemes:

	2024			2023		
	IGI General	IGI Life	IGI Finex	IGI General	IGI Life	IGI Finex
a) Expected rate of increase in salary level	17.25%	12.25%	15.00%	15.00%	14.5%	14.50%
b) Discount rate	12.25%	12.25%	12.25%	15.50%	14.75%	15.50%
c) Expected return on plan assets	12.25%	12.25%	12.25%	15.50%	14.75%	N/A
d) Normal retirement age	58 years	65 years	58 years	58 years	65 years	N/A
e) Assumptions regarding future mortality experience are based on actuarial recommendations and published statistics.						

Notes to and Forming Part of the Consolidated Financial Statements

12.1.3 Amounts recognised in the consolidated statement of financial position:

	Note	2024	2023
		(Rupees in '000)	
Present value of defined benefit obligation	12.1.5	394,243	308,686
Less: fair value of plan assets	12.1.5	(326,247)	(253,052)
Payable to defined benefit plans		67,996	55,634

12.1.4 Movement in net liability during the year

Obligation at the beginning of the year	55,634	83,161
Charge to consolidated statement of profit or loss	32,910	41,938
Other comprehensive gain	24,301	12,025
Past service cost	700	(5,467)
Contribution to the fund during the year	(45,549)	(76,023)
Obligation at the end of the year	67,996	55,634

12.1.5 Movement in defined benefit obligation Present value of obligation

2024			
	Present value of obligation	Fair value of plan assets	Total
	(Rupees in '000)		
As at January 1	308,686	(253,052)	55,634
Current service cost	29,738	-	29,738
Past service cost	700	-	700
Interest expense / (income)	42,998	(39,826)	3,172
Gain from change in experience adjustments	-	-	-
	382,122	(292,878)	89,244
Remeasurement loss / (gain) on obligation			
- Financial assumptions	43,351	(3,780)	39,571
- Demographic assumptions	(8,077)	-	(8,077)
- Return on plan assets other than interest Income	-	(1,071)	(1,071)
- Experience assumptions	13,972	(20,094)	(6,122)
	49,246	(24,945)	24,301
Contributions during the year	-	(45,549)	(45,549)
Benefit payments made by the Company	(32,869)	32,869	-
Benefit payments made by the Fund	(4,256)	4,256	-
As at December 31	394,243	(326,247)	67,996

2023			
	Present value of obligation	Fair value of plan assets	Total
	(Rupees in '000)		
As at January 1	260,870	(177,709)	83,161
Current service cost	32,502	-	32,502
Past service cost	(5,467)	-	(5,467)
Interest expense / (income)	36,963	(27,527)	9,436
	324,868	(205,236)	119,632
Remeasurement loss / (gain) on obligation			
- Financial assumptions	11,367	(873)	10,494
- Demographic assumptions	606	-	606
- Return on plan assets other than interest Income	-	(3,910)	(3,910)
- Experience assumptions	4,835	-	4,835
	16,808	(4,783)	12,025
Contributions during the year	-	(76,023)	(76,023)
Benefit payments made by the Company	(21,615)	21,615	-
Benefit payments made by the Fund	(11,375)	11,375	-
As at December 31	308,686	(253,052)	55,634

For The Year Ended December 31, 2024

12.1.6 Amounts recognised in the consolidated statement of profit or loss:

	2024	2023
	(Rupees in '000)	
Current service cost	29,738	32,502
Past service cost	700	(5,467)
Interest cost - net	3,172	9,436
Expense for the year	33,610	36,471

12.1.7 Remeasurement loss recognised in the consolidated statement of profit or loss and other comprehensive income:

	2024	2023
	(Rupees in '000)	
Remeasurement loss / (gain) on obligation		
- Financial assumptions	39,571	10,494
- Demographic assumptions	(8,077)	606
- Return on plan assets other than interest	(1,071)	(3,910)
- Experience assumptions	(6,123)	4,835
	24,300	12,025

12.1.8 Actual return on plan assets

Expected return on assets	39,826	27,527
Actuarial loss	23,874	873
	63,700	28,400

12.1.9 Analysis of present value of defined benefit obligation

Split by vested / non-vested		
(i) Vested benefits	393,795	308,457
(ii) Non-vested benefits	448	229
	394,243	308,686

12.1.10 Sensitivity analysis

Particulars	2024			2023		
	Change in assumptions	Increase / (decrease) in present value of defined benefit obligation		Change in assumptions	Increase / (decrease) in present value of defined benefit obligation	
		(%)	(Rupees in '000)		(%)	(Rupees in '000)
Discount rate	+1%	-28.85%	(113,721)	+1%	-31.80%	(98,170)
	-1%	32.84%	129,464	-1%	37.08%	114,461
Salary increase rate	+1%	-26.51%	(104,504)	+1%	-29.13%	(89,931)
	-1%	21.55%	84,964	-1%	24.36%	75,204

The above sensitivity analysis are based on a change in an assumption while holding all other assumptions constant. In practice, this is unlikely to occur, and changes in some of the assumptions may be correlated. When calculating the sensitivity of the defined benefit obligation to significant assumptions, same method (present value of the defined benefit obligation calculated with the projected unit credit method at the end of the reporting period) has been applied as when calculating the gratuity liability.

12.1.11 Plan assets comprise of the following:

	2024	Percentage composition	2023	Percentage composition
	(Rupees '000)		(Rupees '000)	
Equity investments	5,336	1.61%	19,698	7.78%
Mutual funds	79,636	23.97%	-	0.00%
Cash and bank deposits	95,475	28.74%	207,703	82.08%
Government Securities	145,800	44.69%	25,651	10.14%
Fair value of plan assets	326,247	100.00%	253,052	100.00%

Notes to and Forming Part of the Consolidated Financial Statements

12.1.12 As per the actuarial recommendations, the expected return on plan assets was taken as 12.25% (2023: 15.5%), which is representative of yields on long-term Government bonds. Due to the increased volatility of share prices in recent months, there is no clear indication of return on equity. It is therefore assumed that the yield on equity matches the return on debt.

12.1.13 Based on actuarial advice, the Group intends to contribute an amount of Rs 40 million in the consolidated financial statements in respect of approved gratuity funds for the year ending December 31, 2024.

12.1.14 Expected maturity analysis of undiscounted defined benefit obligation for the gratuity scheme is as follows:

At December 31, 2024	Less than a year	Between 1-2 Years	Between 2-5 years	Over 5 years	Total
(Rupees in '000)					
2024					
Gratuity	37,505	39,614	130,129	2,555,012	2,762,260
2023					
Gratuity	29,251	23,166	99,373	5,018,948	5,170,738

12.1.15 5 year data on the deficit / (surplus) of the plan is as follows:

	2024	2023	2022	2021	2020
(Rupees in '000)					
Present value of defined benefit obligation	394,243	308,686	260,870	204,558	186,144
Fair value of plan assets	(326,247)	(253,052)	(177,709)	(168,740)	(144,011)
Deficit	67,996	55,634	83,161	35,818	42,133

13 DEFINED CONTRIBUTION PLAN - PROVIDENT FUND

IGI General has set up a provident fund for its permanent employees and contributions were made by IGI General to the Trust in accordance with the requirements of Section 218 of the Companies Act, 2017. The total charge against provident fund for the year ended December 31, 2024 was Rs. 21.577 million (2023: Rs. 23.229 million).

IGI Life has also has set up a provident fund for its permanent employees and contributions were made by IGI Life to the Fund in accordance with the requirements of Section 218 of the Companies Act, 2017. The total charge against provident fund for the year ended December 31, 2024 was Rs. 16.441 million (2023: Rs. 15.334 million).

Break up of investments	IGI General		IGI Life	
	Rupees in '000	% of the size of the fund	Rupees in '000	% of the size of the fund
Government securities	116,929	63.57%	-	-
Listed securities	22,407	12.18%	-	-
Bank deposits	44,067	23.96%	11,286	16.56%
Mutual Funds	526	0.29%	-	-
Other assets	-	-	56,858	83.44%
Total	183,929	100.00%	68,144	100.00%

14 STAFF STRENGTH

	Holding Company		Subsidiary Companies	
	2024	2023	2024	2023
	(Number of employees)			
Number of employees as at December 31	1	1	361	358
Average number of employees during the year	1	1	360	377

15 ISSUED, SUBSCRIBED AND PAID-UP CAPITAL

2024	2023		2024	2023
(Number of shares)			(Rupees in '000)	
1,942,187	1,942,187	Ordinary shares of Rs. 10 each issued as fully paid in cash	19,422	19,422
139,351,330	139,351,330	Ordinary shares of Rs. 10 each issued as fully paid bonus shares	1,393,513	1,393,513
1,337,033	1,337,033	Issued for consideration other than cash	13,370	13,370
142,630,550	142,630,550		1,426,305	1,426,305

15.2 Shares in the entity held by associated companies / related parties / undertakings:

	Basis of relationship	2024	2023
		(Percentage of shareholding)	
Babar Ali Foundation	Associate	11.51%	10.89%
Industrial Technical And Educational Institute Packages Limited	Associate	16.81%	16.81%
Syed Hyder Ali	Director	10.54%	10.54%
Syed Shahid Ali	Director	19.07%	19.07%
Syed Yawar Ali	Director	1.08%	1.08%
Shamim Ahmed khan	Director	1.01%	1.01%
Syed Babar Ali*	Director	0.01%	0.01%
Ali Ahsan*	Director	-	-
Saima Amin Khowaja*	Director	-	-
Syeda Henna Babar Ali	Other related party	-	-
Syeda Nighat Ali	Other related party	4.24%	-
Syed Maratib Ali	Other related party	0.27%	-
		0.06%	-

*Nil due to rounding off

16 NON CONTROLLING INTEREST

	Note	2024	2023
		(Rupees in '000)	
Opening balance		312,680	277,013
Profit for the year		48,267	24,696
Other comprehensive income		9,208	10,971
		370,155	312,680

Notes to and Forming Part of the Consolidated Financial Statements

17	INSURANCE LIABILITIES	Note	2024	2023
			(Rupees in '000)	
	Investment component of unit-linked and account value policies	17.1	21,532,855	14,210,116
	Liabilities under individual conventional insurance contracts	17.1	8,723,418	6,518,733
	Liabilities under group insurance contracts	17.2	787,324	438,498
	Other insurance liabilities	17.3	2,013,089	1,086,316
	Ledger account A and B	17.4	1,042,741	662,384
			<u>34,099,427</u>	<u>22,916,047</u>
17.1	Investment component of unit-linked and account value policies			
	Investment component of unit-linked policies		21,532,855	14,210,116
	Investment component of account value policies		8,723,418	6,518,733
			<u>30,256,273</u>	<u>20,728,849</u>
17.2	Liabilities under group insurance contracts			
	Gross of reinsurance		898,348	515,174
	Reinsurance credit		(111,024)	(76,676)
	Net of reinsurance		<u>787,324</u>	<u>438,498</u>
17.3	Other insurance liabilities			
	Gross of reinsurance		2,164,679	1,401,523
	Reinsurance		(151,590)	(315,207)
	Net of reinsurance		<u>2,013,089</u>	<u>1,086,316</u>
17.4	Ledger account A and B			
	Opening balance		662,384	515,775
	Surplus of life participating fund		305,738	160,984
	Unrealised income for the year		90,077	11,897
	Surplus appropriated to Shareholders' Fund		(15,458)	(26,272)
	Closing balance		<u>1,042,741</u>	<u>662,384</u>

17.5 Bases and general principles adopted for valuation

Mortality, morbidity and interest bases adopted

SECP vide its circular 17/2013 dated September 13, 2013 has stipulated that SLIC (2001-05) Individual Life Mortality Table published by Pakistan Society of Actuaries be used as the minimum valuation basis prescribed under SECP's notification S.R.O 16(1)/2012. A test was previously conducted to compare the existing valuation basis i.e. EFU (2021-05) mortality table with the minimum valuation basis SLIC (2001-05) for the relevant reserves. The test revealed that the existing valuation basis was comparatively more prudent than the minimum valuation basis and therefore it was considered to be more appropriate to continue with the existing valuation basis.

The rate of discount was taken as 3.75%, in line with the requirements under the SECP's notification S.R.O 16(1)/2012, for determining reserves of traditional products and supplementary coverage. Any differential between the assumed rate and the actual rate is intended to be available to the Group for meeting its administrative expenses.

General principles adopted for valuation

The general principles adopted in the actuarial valuation to estimate policyholders' liabilities as at December 31, 2024 in accordance with the Annexure 5 to Rule 23 of Insurance Rules, 2017 are as follows:

- Reserves for Endowment Policies with term not less than 20 years have been calculated using Full Preliminary Term Method with SLIC (2021-05) Ultimate Mortality Table at 3.75%.
- Reserves for Endowment Policies with term less than 20 years have been calculated using combination of Full Preliminary Term Method and Net Level Premium Method with SLIC (1961-66) Ultimate Mortality Table at 3.75%.
- Term Policies are calculated using Net Level Premium Method with SLIC (2021-05) Ultimate Mortality Table at 3.75%.
- Reduced Paid-Ups and Extended Term insurances have been valued by Net Single Premium Method with SLIC (2021-05) Ultimate Mortality Table at 3.75%.

- e) Bonus Reserves have been valued by Net Single Premium Method with SLIC (2021-05) Ultimate Mortality Table at 3.75%.
- f) Loyalty Bonus Reserves have been valued by Net Single Premium Method at 9.0% for active policies.
- g) In respect of Unit Linked policies, the reserve for bid value of allocated units is calculated using the latest bid value of units and the total number of units belonging to policyholders' accounts as at the valuation date. The amount is held as a reserve since it represents the current value of amounts that will be payable to policyholders at the time when a maturity, death or surrender claim is filed. The latest bid value is the last "announced" bid price before the valuation date.
- h) Universal Life business has been valued using full account values. No deduction has been made for surrender charges.
- i) An 'Asset Liability mismatch reserve' has been kept in the Individual Life Non - Participating Fund as a result of the ALM exercise carried out to assess the interest rate risk, credit risk and equity risk.
- j) Group Life Insurance, Individual Accident & Health Insurance and Group Accident & Health have been valued using Unearned Gross Premium.
- k) Pension business has been valued using full account values.
- l) Unearned premium reserves have been maintained for all Riders except Level Term, Income Benefit and Family Protection Rider reserves which are calculated using Net Level Premium Method with SLIC (2021-05) Mortality Table at 3.75% per annum.
- m) Reinsurance premium reserves have been maintained on an unearned premium basis.
- n) Reserves have been maintained for Incurred But Not Reported (IBNR) claims which were determined using the Chain-Ladder method based on the claims lag pattern experienced over the past few years.
- o) Reserves for claims payable in installments have been kept at 3.75%.
- p) Unearned Premium Reserve is kept as half month of Cost of Insurance (COI) for Cost of Insurance (COI) of Universal Life and Unit Linked Policies.
- q) No policy is treated as an asset and in the system if the reserve is negative, the negative value is excluded and the reserves for the policies is set equal to zero.
- r) The Group does not have any insurance policy which is denominated in foreign currency.
- s) Reinstatement reserve have been maintained on universal life and ordinary life policies.

The principles adopted in this valuation were same as those followed in previous valuation as at December 31, 2023.

Surrenders

For the purpose of conventional and annuity business, no provision has been made for lapses and surrenders. This gives prudence to the value placed on the liability by not taking any credits for the profits made on surrenders.

18 LEASE LIABILITIES AGAINST RIGHT-OF-USE ASSETS

Lease liabilities against right-of-use assets

- Motor vehicles
- Premises

Current portion

Non-current portion

2024	2023
(Rupees in '000)	
30,130	37,263
10,073	46,066
40,203	83,329
15,710	45,182
24,493	38,147
40,203	83,329

	2024			2023		
	Present value of minimum lease payment	Financial charges for future payments	Minimum lease payments	Present value of minimum lease payment	Financial charges for future payments	Minimum lease payments
Rupees in '000)						
Not later than one year	21,913	6,203	15,710	56,461	11,279	45,182
Later than one year and not later than five years	30,470	5,977	24,493	45,157	7,010	38,147
	52,383	12,180	40,203	101,618	18,289	83,329

Notes to and Forming Part of the Consolidated Financial Statements

19 DEFERRED TAXATION - NET

Note

2024

2023

(Rupees in '000)

Deferred tax credits / (debits) have arisen in respect of:

Investment in associates and joint venture

2,580,629

2,932,748

Investment classified as available for sale

1,327,192

934,437

Accelerated tax depreciation and amortisation

10,284

11,043

Right-of-use-assets

1,528

33,737

Lease liabilities against right-of-use assets

(1,065)

(17,092)

Provision for donation

(1,284)

-

Provision for leave encashment

(1,373)

(2,012)

Defined benefit plan

(21,056)

(10,210)

Provision for doubtful receivables

(137,563)

(111,467)

Deficit of statutory funds

(472,112)

(540,881)

Provision in respect of Alternate Corporate Tax

-

(12,082)

3,285,180

3,218,221

19.1 Movement in deferred taxation

Opening

3,218,221

1,589,273

(Reversal) / charge to the consolidated statement of profit or loss

30

(6,413)

497,076

Charge to the consolidated statement of profit or loss and comprehensive income

73,372

1,131,872

Closing

3,285,180

3,218,221

20 SHORT TERM LOAN

Short term loan

1,861,888

2,474,144

Accrued Interest

68,603

142,621

20.1

1,930,491

2,616,765

20.1 Short term credit facilities available from various commercial banks under mark-up arrangements amount to Rs. 6,750 million (2023: Rs. 4,750 million). Unutilised amount as at December 31, 2024 amounts to Rs. 4,888.112 million (2023: Rs. 1,775,856 million). These facilities carry mark-up at the rates ranging from 10.75% to 22.84% per annum (2023: 16.65% to 23.10% per annum) and 1-month KIBOR + 0.25% per annum (2023: 1-month KIBOR + 0.25% per annum).

21 TRADE AND OTHER PAYABLES

Note

2024

2023

(Rupees in '000)

Federal excise duty

250,559

113,689

Federal insurance fee

15,093

6,746

Agent commission payable

724,675

649,987

Cash margin

345,006

284,347

Certificates of deposit

21.1

594

594

Deposit under lease contracts

21.2

192,441

192,441

Payable against sale of marketable securities

1,732,075

2,830,482

Payable against profit on unutilised funds

11,184

138,123

Accrued expenses

718,231

548,037

Experience refund payable

147,616

129,747

Payable to customers

178,720

195,413

Others

1,612,223

757,862

5,928,417

5,847,468

21.1 This represents certificates of deposit acquired by the Holding Company as part of the amalgamation of IGI Investment Bank Limited (the Investment Bank) with and into IGI Insurance Limited as at December 31, 2016 that has been retained by the Holding Company as part of the Scheme of Arrangement.

21.2 This represents security deposits under lease contracts acquired as part of the amalgamation of IGI Investment Bank Limited with and into IGI Insurance Limited (now IGI Holdings) with effect from December 31, 2016 that has subsequently been retained by the Holding Company as part of the Scheme of Arrangement, against which an equivalent amount of residual value is receivable.

22 CONTINGENCIES AND COMMITMENTS

22.1 Holding Company

- A suit had been filed against IGI Investment Bank Limited (now IGI Holdings Limited) before the High Court of Sindh (the Court) for declaration of damages for Rs. 81.570 million and recovery of Rs. 1 million along with interest & mark-up in connection with the transaction of asset backed securitisation between the parties. Issues had been framed for determination by the Court and the matter is at the stage of the evidence of the parties. The management, based on the advice of its legal advisor is confident that the matter will be decided in favour of IGI Holdings.
- A suit had been filed against IGI Investment Bank Limited (now IGI Holdings Limited) impleaded as defendant No. 6 before the High Court of Sindh for declaration, permanent injunctions, specific performance, settlement and / or rendition of accounts and / or cancellation of cheques and damages of Rs.100 million. The Investment Bank arranged lease finance for buses which were given on lease to a customer. The Court granted leave to defend the suit to all the defendants and the matter is at the stage of evidence of the parties. The management, based on the advice of its legal advisor is confident that the matter will be decided in favour of IGI Holdings.

22.2 IGI General

22.2.1 The contingencies were acquired by IGI General as part of the amalgamation of Ex. IGI Investment Bank Limited (Investment Bank) with effect from December 31, 2016 that has been retained by IGI General as part of the scheme of arrangement:

- IGI General is defending a suit against it by M/s Nawaz Enterprises for recovery of Rs. 9.45 million on account of insurance claim. The petition is pending for hearing before Additional District Judge, Lahore. The management, based on a advice of the legal counsel, is confident that the outcome of the case is likely to be in favour of IGI General.
- IGI General is defending a suit filed against it and the beneficiary on account of damages by the Federation of Pakistan for the performance bond number P.B. 014/77 issued for a civil contract amounting to Rs. 4.929 million. The petition is pending for hearing before Civil Court judge. The management, based on a advice of the legal counsel, is hopeful that the outcome of the case is likely to be decided in favour of IGI General.
- An appeal was filed before the Commissioner - Appeals, the Sindh Revenue Board (SRB) against the order passed by the Assistant Commissioner, SRB under section 23(1) of the Sindh Sales Tax on Services Act, 2011 for tax periods July 2011 to December 2012 in respect of re-insurance accepted transactions which was decided against IGI General. The department alleged that IGI General provided re-insurance services to local insurance companies and demanded Sindh Sales Tax on services under Sindh Sales Tax on Services Act, 2011. The Commissioner Appeals had decided the matter against IGI General. Against the order of the Commissioner - Appeals, further appeal had been filed before the Appellate Tribunal, SRB on January 16, 2015, which was also decided against IGI General. IGI General had filed an appeal in the Honorable High Court of Sindh which is pending adjudication. The management, based on the advice of the legal counsel, is hopeful that the outcome of the case will be decided in favor of IGI General.
- During the year 2018, the Sindh Revenue Board (SRB) raised a demand of tax of Rs 430.412 million under section 23(1) of Sindh Sales Tax on Services Act (SSTA), 2011, in respect of sales tax on reinsurance obtained from foreign re-insurers by IGI General. The department has also imposed a penalty of Rs 21.520 million.

Notes to and Forming Part of the Consolidated Financial Statements

The department alleged that IGI General has received re-insurance services from foreign re-insurance companies for the period from July 2011 to December 2014 and it is the contention of the department that these services are liable to sales tax under SSTA, 2011. The department attached IGI General's bank account and directed IGI General's banker to issue pay orders to SRB. The pay orders of Rs 58.028 million from IGI General's bank account were issued by IGI General's banker on December 27, 2018 upon direction of SRB.

IGI General has filed an appeal before the Commissioner Appeals on December 28, 2018 against the above order. The management in hearings held before the Commissioner (Appeals) SRB had submitted that:

- The payments to foreign re-insurance companies are not a service and is merely a re-distribution of the insurance risk and therefore the insurance premium. There is no value addition involved since in essence it is a sharing of the insurance risk between the insurer and re-insurers. The management believes that the gross premium charged by the insurer was already subject to sales tax on the gross amount, hence it is illogical to again subject it to sales tax upon its re-distribution keeping in view the fact that neither any service is being provided to the policyholder nor any value addition is being made.
- These risk sharing arrangements have been made by IGI General with the re-insurance companies incorporated outside Pakistan with no legal or physical presence therefore it is of the view that the provisions of Sindh Sales Tax laws are not applicable to these type of arrangements and are outside the jurisdiction of Sindh Sales Tax laws.

The management believes that even if it is assumed that Sindh Sales Tax on re-insurance provided to insurer / insurance companies is applicable, the law does not provide any mechanism for calculating the basis on which such tax will be imposed and its related payment and the same would have been claimed as adjustable input tax by IGI General against its output tax liability.

IGI General had also filed a constitutional petition before the Honorable High Court of Sindh at Karachi (the Court) on December 28, 2018 seeking protection from the above mentioned coercive action taken by the tax department. The Court had suspended the above mentioned attachment notice and also instructed the bank that the said pay orders should not be encashed.

During the year ended December 31, 2020, the High Court of Sindh has disposed of the constitutional petition together with the other similar petitions and has ordered SRB not to enforce recovery of impugned demand before expiry of seven days of the receipt of the final decision in appeal or stay application by the Commissioner (Appeals) SRB, whichever is earlier.

The management, based on the advice received from their tax and legal advisors, is confident that this matter is likely to be decided in favour of IGI General. The Group's management has recorded Rs 58.028 million as 'other receivable' in these consolidated financial statements.

Further, during the year 2021, IGI General, along with the Insurance Association of Pakistan (IAP) and other insurance companies, has also filed a constitutional petition in the Honourable High Court of Sindh challenging the levy of Sindh Sales Tax on reinsurance. The Court has abstained the respondents from passing an adverse order against notices issued to the petitioners.

22.2.2 During the year ended December 31, 2020, one of the policyholders lodged a claim with IGI General under Export Credit Insurance Policy due to insolvency of one of their customers. IGI General appointed a surveyor to verify the claim. Appointed surveyor through its survey report concluded that this claim was a 'NO LOSS' claim and was outside the scope of the insurance cover. Based on the outcome of the survey report by appointed surveyor, the policyholder filed a complaint with the SECP against IGI General and the appointed surveyor. The SECP directed IGI General to appoint another surveyor to conduct the verification procedures. Other surveyor after performing their due procedures (including consultation with a lawyer) also concluded this claim to be 'NO LOSS' due to the same facts that were stated by the appointed surveyor.

During the year 2021, the policyholder, through its legal counsel served a legal notice to IGI General for claiming losses amounting to USD 709,356 under the afore-mentioned insurance policy. IGI General responded to the subject legal notice after consulting its legal counsel and rejected the claim based on the grounds mentioned in the paragraph above. Subsequently, IGI General received a legal notice from the Insurance Tribunal, Faisalabad summoning the representatives of IGI General and seeking the written response. IGI General through its legal counsel has submitted its response to the Insurance Tribunal explaining the basis of its contention.

In this connection, the proceedings of the Insurance Tribunal are under progress and there has been no correspondence on this matter after the response was submitted by IGI General. The management of IGI General believes that it has a strong case based on the reports of the two reputed independent surveyors and the advice of the legal counsel. Accordingly, no provision has been recognised in respect of this matter in the consolidated financial statements of the Group for the year ended December 31, 2024.

22.3 IGI Investments

There are no contingencies and commitments as at December 31, 2024 and December 31, 2023.

22.4 IGI Life

With effect from November 1, 2018, the Punjab Revenue Authority (PRA), withdrew the exemption on both, life and health insurance, and subjected the same to the levy of Punjab Sales Tax (PST). Previously, the Sindh Revenue Board (SRB) had withdrawn similar exemptions granted in Sindh. However, during 2019, the Sindh Revenue Board, vide notification no. SRB 3-4/5/2019 dated May 8, 2019, restored the exemption on both, life and health insurance business upto June 30, 2019.

Further, the SRB, vide its notifications SRB-3-4/16/2019, SRB-3-4/14/2020, SRB-3-4/17/2021 and SRB-3-4/19/2022 extended the exemption to health insurance upto June 30, 2023. For individual life insurance, the SRB prescribed a reduced rate of 3% on gross premium written. The exemption to Group Life insurance lapsed on June 30, 2019. Hence, Group Life Insurance was made taxable at the full rate of 13%. The SRB, however, vide its notification SRB-3-4/13/2020 dated June 22, 2020, provided exemptions to Individual Life and Group Life Insurance subject to e-deposit of sales tax payable thereon, as were provided or rendered during the period from July 1, 2019 till June 30, 2020. IGI Life, however, has not availed this exemption.

With effect from April 2, 2020, in Punjab, the Government of the Punjab (Finance department), as part of COVID relief, amended Second Schedule to the Punjab Sales Tax on Services Act, 2012 and changed sales tax rates on health and life insurance to 0% without input tax adjustment for the period from notification's effective date till June 30, 2020. This tax exemption is however retained only in case of Individual Health Insurance through Punjab Finance Act, 2020 which is effective from July 1, 2020.

The Insurance Association of Pakistan (IAP) had taken up the matter extensively with PRA and SRB for restoration of the exemptions that were withdrawn, besides seeking legal advice. The legal advisors of the IAP/IGI Life have confirmed the contention of IGI Life that insurance is not a service, but infact, in sum and substance, a contingent contract under which payment is made on the occurrence of an event, specified in the terms of contract or policy, and is thus a financial arrangement. Superior courts in foreign jurisdictions have held that insurance is not a service.

The legal advisors have also raised the important question of constitutionality of the levy of provincial sales tax on life insurance, which is a Federal subject, and have expressed the view that under Article 142 of the Constitution of Pakistan, only those matters which are not enumerated in the Federal Legislative List, may be legislated upon by the provinces. In their view, since the Federation has retained a legislative mandate over all laws relating to insurance, therefore, only the Federation is entitled to levy any tax in relation to insurance business.

Without prejudice to the main contentions as stated above, even otherwise, the legal advisors have expressed in their opinions a further flaw in the context of the manner in which the entire premium payment, i.e. Gross Written Premium (GWP) is being charged to the levy of provincial sales tax. This is despite the fact that there are two distinct elements of GWP (i) the amount allocated towards the policy holders' investment, which belongs to them and (ii) the difference between the GWP charged and the investment amount allocated. Thus, in their view, if the entire GWP is subjected to provincial sales tax, then this is akin to a direct tax on policyholders, in the nature of income tax, wealth tax, or capital value tax, all of which fall exclusively within the domain of Federal Legislature.

Based on the above contentions, IGI Life and other life insurance / health insurance companies challenged the levy of PST on life and health insurance in the Punjab through a writ petition in the Honorable Lahore High Court (LHC) in September 2019. Subsequent to the filing of the petition, in October 2019, the PRA issued a show cause notice to IGI Life and other life insurance companies, attempting to levy PST on the pan Pakistan GWP, i.e. beyond their jurisdiction, and for the entire calendar year 2018, besides other inaccuracies. IGI Life and other life insurance companies have filed further writ petitions in the Honorable Lahore High Court against the same. The petition is pending adjudication.

In Sindh, extensive discussions were held at the collective level of IAP with the SRB for the restoration of exemption on life insurance, which remained inconclusive. In November 2019, IGI Life, and other life insurance companies received show cause notices from the SRB, requiring the companies to deposit the SST on life insurance. Based on the same contentions as PST, IGI Life and other life insurance companies, have filed a Petition in the Honorable Sindh High Court (SHC) in November 2019, challenging the levy of SST. The Honorable SHC, in their interim order dated December 2, 2019, directed that the request of the petitioners,

Notes to and Forming Part of the Consolidated Financial Statements

seeking exemption in terms of Section 10 of the SST Act, 2011, shall be considered by the SRB in accordance with the law. The Petition is pending adjudication. Further, the Company along with other life Insurance companies has filed a writ petition in the honorable Sindh High Court challenging the vires of the applicability of sales tax on health insurance.

In January 2020, the SRB, PRA and Balochistan Revenue Authority (BRA) invited the IAP and insurance industry to hold a dialogue for an amicable settlement of the matter. IGI Life, along with the IAP and other insurance companies participated in the meeting convened by Chairman SRB, and will continue its efforts to convince the provincial revenue authorities about the merits of the case.

During the hearing conducted in December, 2020, the Honorable Sindh High Court observed that one of the grounds in the petition is that "insurance" is a federal subject. On this basis, the Honourable Court was of the view that the Federation of Pakistan ought to be made a party. The Honourable Court therefore directed to amend the title of the petition, impleading the Federation as a Party, which has been duly done.

Subsequent to the year end, on January 14, 2025, the case was disposed of by the Honorable Sindh High Court, merely on technical grounds and without considering the merits of the arguments that forms the basis of the petition with a direction to raise the grounds before the tax department. IGI Life is in the process of filing an appeal through the platform of Insurance Association of Pakistan (IAP) in the Supreme Court.

The legal advisors, in their opinion, have expressed the view that IGI Life has a reasonably strong case on the merits of the petitions filed in the Honorable Lahore High Court and petition to be filed in Honorable Sindh High Court, against the imposition of the provincial sales taxes on life and health insurance in the Punjab and on life insurance in Sindh.

Had the sales tax liability on life insurance and health insurance premium been recorded, the profit after tax would have been lower by Rs. 962.889 million while sales tax liability as at December 31, 2024 would have been higher by Rs. 1,375.555 million.

22.5 IGI Finex

- During the financial year ended June 30, 2012, a brokerage house filed a lawsuit against IGI Finex in the High Court of Sindh for recovery of Rs. 18.433 million together with mark-up on debit balances outstanding in its books and records on account of various transactions. Initially, IGI Finex had filed a counter affidavit against the application filed by the complainant to seek an interim order. During the financial year ended June 30, 2013, IGI Finex filed a written Statement in this lawsuit, while the Plaintiff has filed a rejoinder to the counter affidavit filed by IGI Finex. IGI Finex has also filed a lawsuit against the same brokerage house and an ex-official of IGI Finex in the High Court of Sindh to recover the outstanding balance appearing in IGI Finex's books of account before provision. The court has issued notices to the defendants. The legal advisors, in their opinion, have expressed the view that IGI Finex has a reasonably strong case on the merits of the lawsuits filed in the High Court of Sindh, in both law suits.
- During the financial year ended June 30, 2010, one of the customers of IGI Finex filed a lawsuit against IGI Finex before the High Court of Sindh for the recovery of Rs. 3.5 million along with damages of Rs. 100 million. The aforementioned lawsuit is counterblast to IGI Finex's suit for recovery of Rs. 0.97 million along with liquidated damages at the rate of 24%, filed during the financial year ended June 30, 2010 before the Senior Civil Judge Karachi, South, which was subsequently transferred to the Honorable High Court of Sindh at Karachi, on IGI Finex's civil transfer application, moved under section 24 read with section 151 of Civil Procedure Code. The legal advisors, in their opinion, have expressed the view that IGI Finex has a reasonably strong case on the merits of the lawsuits filed in the High Court of Sindh, in both law suits.
- During the financial year ended June 30, 2010, one of the customers of IGI Finex had filed a lawsuit against IGI Finex in the Court of Senior Civil Judge Karachi, South for the recovery of Rs. 12.6 million along with mark-up thereon. The said lawsuit is counterblast to IGI Finex's suit for recovery of money, declaration and permanent injunction for recovery of Rs. 3.3 million along with liquidated damages at the rate of 24%, filed during the financial year ended June 30, 2009 before the Honorable High Court of Sindh. The legal advisors, in their opinion, have expressed the view that IGI Finex has a reasonably strong case on the merits of the lawsuits filed in the High Court of Sindh, in both law suits.
- During the year ended June 30, 2009, a brokerage house filed suit before the Honorable Civil Judge, Lahore for declaration and permanent injunction against IGI Finex. The brokerage house filed a contempt petition and a petition under section 33 of the Arbitration Act against IGI Finex before the Honorable Civil Judge, Lahore. Furthermore the brokerage house also filed a civil revision before the Honorable Lahore High Court, Lahore Bench against an order passed by the learned Civil Judge wherein the learned Civil Judge was pleased to dismiss the temporary injunction granted to the brokerage house, the said order was also affirmed in appeal. Further, IGI Finex has filed a suit for recovery for Rs. 53.062 million along with liquidated damages and a petition before National Accountability Bureau (NAB) against the brokerage house. The legal advisors, in their opinion, have expressed the view that IGI Finex has a reasonably strong case on the merits of the lawsuits filed in the Honorable Lahore High Court, in both law suits.

For The Year Ended December 31, 2023

22.6 Associates and joint venture

The Group's share in contingencies of associates and joint venture accounted for under equity method is Rs. 11,199.74 million (2023: Rs.9,870.70 million), however, the Group's share is restricted to the net investment in associate as at December 31, 2024.

23 OPERATING REVENUE

Note	2024	2023
	(Rupees in '000)	
Net premium income	17,952,084	12,151,358
Dividend income	891,073	1,333,037
Return on government and debt securities	4,096,784	2,924,591
Fee, commission and brokerage	349,477	159,448
Wakalah fee income	600,908	463,085
Unrealised gain on investments - net	295,573	10,868
Gain on sale of investments - net	978,756	449,917
	<u>25,164,655</u>	<u>17,492,304</u>

24 OPERATING EXPENSES

Net claims	24.2	7,799,891	6,299,611
Reversal of premium deficiency		-	(3,424)
Commission expense - net		2,279,032	2,475,781
Management expenses	24.1	2,874,610	2,459,866
		<u>12,953,533</u>	<u>11,231,834</u>

24.1 Management expenses

Salaries, wages and benefits		1,423,740	1,230,975
Rent, rates and taxes		137,703	121,189
Utilities		77,256	71,309
Repairs and maintenance		97,372	86,350
System maintenance		199,974	141,540
Education and training		7,826	6,045
Computer expenses		1,200	5,325
Communication		105,742	80,560
Impairment/provision for doubtful receivables	8.2	37,933	22,162
Inspection fee		14,901	-
Security expenses		9,006	15,320
Consultancy fee		11,906	6,914
Directors' fee		11,011	10,390
Actuary's fees		10,153	10,036
Brokerage fee		13,581	-
Shariah advisor fees		2,172	1,889
Legal and professional charges		41,787	50,129
Advertisement expenses		60,093	29,979
Stationery and printing		34,086	37,455
Depreciation and amortisation		275,570	260,577
Vehicle running expenses		125,550	122,298
Travelling		90,986	62,489
Miscellaneous		85,062	86,935
		<u>2,874,610</u>	<u>2,459,866</u>

24.2 This includes an amount of Rs. 212.426 million (2023: 262.089 million) in respect of Incurred But Not Reported claims reserve (IBNR).

Notes to and Forming Part of the Consolidated Financial Statements

25 OTHER INCOME

Note

	2024	2023
	(Rupees in '000)	
Profit on savings accounts and term deposits	608,898	668,185
From non-financial assets		
Rental income	395	(486)
Gain on disposal of assets	84,352	61,996
Fee for claim administration services	32,812	19,929
Return on loan to policyholders	16,664	19,523
Modarib's share of investment income	57,418	32,930
Rental income from tracker business	13,263	14,029
Training income	33,034	43,408
Others	15,149	43,345
	253,087	234,674
	861,985	902,859

26 GENERAL AND ADMINISTRATIVE EXPENSES

Salaries, wages and benefits	364,560	271,395
Brokerage commission expense	52,847	17,944
Rent, rates and taxes	12,200	9,941
Repairs and maintenance	4,446	5,991
Insurance expenses	32,738	21,217
Tour and travelling	3,200	817
Stationery and printing	2,444	2,544
Depreciation and amortisation	15,835	8,448
Advertisement expenses	21,619	5,229
Legal and professional	35,449	22,820
Regulators fee	18,995	15,735
Fee and subscription	32,203	18,164
Education and training	419	43,617
Others	148,224	53,525
	745,179	497,387

27 OTHER EXPENSES

Auditors' remuneration	27.1	63,105	47,633
Donations	27.2	24,202	9,364
Financial charges		498,325	563,314
		585,632	620,311

27.1 Auditors' remuneration

Fee for statutory audit	14,330	10,001
Fee for interim review	2,952	2,422
Fee for audit of consolidated financial statements	2,730	2,430
Fee for audit of regulatory returns, special certifications and sundry services	21,759	22,595
Other advisory services	17,509	4,987
Out of pocket expenses	3,825	5,198
	63,105	47,633

27.2 This includes donations amounting to Rs. 13.471 million paid to Packages Foundation (a related party) by IGI General Insurance Limited, in which Mr Shamim Ahmed Khan and Syed Hyder Ali (directors of the Company) are Trustees and an amount of Rs. 6.138 million paid to Packages Foundation (a related party) by IGI Finex Securities Limited, in which none of the directors or their spouse have any interest in the Foundation.

28 SHARE OF PROFIT / (LOSS) OF ASSOCIATES AND JOINT VENTURE UNDER EQUITY ACCOUNTING - NET

Name of associates / joint venture	2024				2023			
	Profit / (loss) after tax	Other comprehensive (loss) / income after tax	Share of profit / (loss) after tax	Share of other comprehensive loss after tax	Profit / (loss) after tax	Other comprehensive loss after tax	Share of profit / (loss) after tax	Share of other comprehensive loss after tax
	(Rupees in '000)							
Packages Limited	(4,619,708)	(2,787,047)	(1,380,379)	(832,788)	10,541,088	8,717,315	3,149,748	2,604,792
Dane Foods Limited	-	-	-	-	-	-	-	-
Packages Real Estate (Private) Limited	637,964	(4,662)	158,500	(1,158)	224,046	1,540	55,664	383
S.C Johnson & Son of Pakistan (Private) Limited	(242,299)	-	-	-	(421,777)	-	(119,250)	-
Hoescht Pakistan Limited	1,857,147	16,820	463,730	4,200	943,593	72,433	235,615	18,087
	<u>(2,366,896)</u>	<u>(2,774,889)</u>	<u>(758,149)</u>	<u>(829,746)</u>	<u>11,286,950</u>	<u>8,791,288</u>	<u>3,321,777</u>	<u>2,623,262</u>

29 LEVIES

Note	2024	2023
	(Rupees in '000)	
Levy	<u>122,830</u>	<u>191,549</u>

29.1 This represents minimum and final taxes paid under section 5, 150 and 233 of the Income Tax Ordinance, 2001 (ITO, 2001), representing levy in terms of requirements of IFRIC 21 and IAS 37.

30 TAXATION

Note	2024	2023
	(Rupees in '000)	
For the year		
- Current	1,508,474	1,509,209
- Prior year	719	39,974
- Group tax adjustments	(406,250)	(395,713)
- Deferred	(6,413)	497,076
	<u>1,096,530</u>	<u>1,650,546</u>

30.1 Tax charge reconciliation

Profit before tax	<u>1,840,773</u>	<u>5,562,186</u>
Tax calculation at the rate of 29% (2023: 29%)	533,824	1,613,034
Effect of items taxable under lower rates	155,192	(269,861)
Effect of permanent differences	82,991	100,746
Prior year	719	39,974
Group tax adjustments	(406,250)	(395,713)
Effect of Super tax	536,202	533,711
Effect of change in tax rate	-	(61,938)
Adjustment in respect of income under final tax regime/levy	233,652	111,053
Tax effect of reversal of provision in respect of doubtful debts	(35,091)	(26,282)
Others	(4,709)	5,822
	<u>1,096,530</u>	<u>1,650,546</u>

30.2 Contingencies related to tax matters:**30.2.1 Holding Company**

- Income tax return for the tax year 2017 was filed by IGI Holdings that is deemed to be assessed under the provisions of section 120 of the Income Tax Ordinance, 2001. IGI Holdings, during year ended December 31, 2018, received notice from Additional Commissioner Inland Revenue (ACIR) for explanations over the matters raised in the notice prior to the amendment in the assessment under section 122 (5A) of the Income Tax Ordinance, 2001.

The principal observations raised by ACIR were related to levy of tax on undistributed profits and super tax, admissibility of tax losses of formerly IGI Investment Bank Limited and deductions claimed on account of write-offs. IGI Holdings filed constitutional petitions in the Honourable Sindh High Court for the matters pertaining to the levy of tax on undistributed profits and super tax and obtained stay order against any adverse action in relation thereto and also submitted its response / explanations to ACIR.

Notes to and Forming Part of the Consolidated Financial Statements

During the year ended December 31, 2019, ACIR passed order against the response submitted by the Holding Company and raised tax demand of Rs. 435.869 million on matters raised in the notice except for the admissibility of deductions on account of write-offs. The Holding Company filed an appeal with the Commissioner Inland Revenue (Appeals) (CIRA) and the learned CIRA, on the merits of the case, decided appeal in favor of the Holding Company on account of admissibility of tax losses of formerly IGI Investment Bank Limited, while upheld decision of ACIR on the matters pertaining to levy of tax on undistributed profits and super tax which is already pending adjudication at the Honorable High Court of Sindh. As a result of order passed by CIRA, the management estimates that tax demand has been reduced by an amount of Rs. 223.221 million to R. 212.468 million. However, an appeal effect order is pending in this regard.

During the year ended December 31, 2020, the Holding Company has filed an appeal with Appellate Tribunal Inland Revenue (ATIR) on the matters decided in favor of ACIR by the learned CIRA, while ACIR has also filed an appeal with ATIR on the matter of admissibility of tax losses decided in favor of the Holding Company, both of which are currently pending adjudication.

During the year ended December 31, 2021, the Honorable High Court of Sindh decided the matter of tax on undistributed profits in favor of the Company. The tax department has filed Civil Petition for Leave to Appeal in the Honorable Supreme Court of Pakistan against the order which is pending adjudication.

During the year ended December 31, 2022, the Holding Company received a notice from ACIR to explain the position in the matters remanded by CIRA. The Holding Company submitted the response explaining that no issues were remanded by CIRA in its order. However, the ACIR passed an amended assessment order creating a demand of Rs. 435.869 million. The Holding Company submitted application for rectification with the Commissioner Inland Revenue (CIR) against ACIR order creating demand erroneously. The concerned ADCIR found the Company's contention correct and issued rectification order whereby the tax demand earlier created for the Tax Year 2017 through an appeal effect order amounting to Rs 435.869 million is now reduced to Rs 29.670 million (i.e. 3 percent of the taxable income as declared in the submitted income tax return for the Tax Year 2017) which is not recoverable considering the directions of the Honorable Supreme Court of Pakistan (SCP) through judgement dated November 26, 2020 and the fact that 50 percent of the tax demand of Rs. 28.607 million (relating to super tax created of Rs 57.214 million through the assessment order dated September 17, 2019) has already been paid as per the directions of the SCP.

- Income tax return for the tax year 2018 was filed the Holding Company that is deemed to be assessed under the provisions of section 120 of the Income Tax Ordinance, 2001. The Holding Company received a notice to amend assessment under section 122 (5A) from Additional Commissioner Inland Revenue (ACIR) for explanations over the matters raised in the notice prior to the amendment in the assessment under section 122 (5A) of the Income Tax Ordinance, 2001.

The principal observations raised by ACIR were related to taxation of dividend and commission income at corporate tax rate, levy of super tax and inadmissible deductions of provision against investments and doubtful debts and impairment of goodwill. The Holding Company filed constitutional petition for the matter pertaining to the levy of super tax and obtained stay order against any adverse action in relation thereto and also submitted its response / explanations to ACIR.

The ACIR passed order against the response submitted by the Holding Company and raised tax demand of Rs. 475.538 million on matters raised in the notice except for the matters related to admissibility of deductions of provision against investments and doubtful debts. The Holding Company filed an appeal with the Commissioner Inland Revenue (Appeals) (CIRA) and the learned CIRA, on the merits of the case, remanded back matters related to taxation of dividend and commission income at corporate tax rate and impairment of goodwill while confirming decision of ACIR on account of levy of super tax which is already pending adjudication at the Honorable High Court of Sindh.

The Holding Company filed an appeal with the Appellate Tribunal Inland Revenue (ATIR) against the order of the learned CIRA in the matters remanded back. Holding Company also received notice from ACIR to explain the position in the matters remanded back by CIRA. Holding Company, accordingly, filed a response along with the documentary evidences to ACIR on these matters.

During the year ended December 31, 2020, the Honorable High Court of Sindh has passed its judgment in the various constitutional petitions filed by various parties including IGI Holdings on the matter of levy of super tax. The Honorable High Court, while dismissing the petitions has held that the Super Tax has been validly levied under the constitution. IGI Holdings has challenged the decision of Honorable Sindh High Court in the Supreme Court of Pakistan jointly with the other

petitioners. The learned Supreme Court has restrained tax department from any coercive action against petitioners subject to deposit of 50% amount of levy of super tax. IGI Holdings has deposited the said amount pertaining to levy of super tax as directed by the Supreme Court.

- Income tax return for the tax year 2019 was filed by the Holding Company that is deemed to be assessed under the provisions of section 120 of the Income Tax Ordinance, 2001. During the year 2020, the Holding Company received a notice to amend assessment under section 122 (5A) from Additional Commissioner Inland Revenue (ACIR) for explanations over the matters raised in the notice prior to the amendment in the assessment under section 122 (5A) of the Income Tax Ordinance, 2001.

The principal observations raised by ACIR are related to levy of super tax, disallowance of expenses and apportionment of expenses. The Holding Company filed constitutional petition for the matter pertaining to the levy of super tax and obtained stay order against any adverse action in relation thereto. The Holding Company also submitted its responses / explanations to ACIR.

During the year, the ACIR passed its order creating a tax demand of Rs. 278.750 million on account of apportionment of expenses and disallowance of certain expenses against which the Holding Company filed and appeal with the Commissioner Inland Revenue (Appeals) (CIRA). The Honourable High Court also dismissed petition for the matter pertaining to the levy of super tax which has been challenged in the Honourable Supreme Court of Pakistan.

During the year ended December 31, 2022, the CIRA has passed the order whereby the matters pertaining to disallowance of expenses and apportionment of expenses have been remanded back whereas the levy of super tax has been upheld. The Holding Company has filed an appeal with the Appellate Tribunal Inland Revenue (ATIR) against the order.

The management, based on the advice of its tax advisor, is confident of favourable outcome of the above proceedings.

30.2.2 IGI General

The income tax assessments of IGI General have been finalised up to and including the tax year 2017. However, IGI General has filed appeals in respect of certain assessment years which mainly relate to the following:

- While finalising the assessment for the year 1999-2000 the Taxation Officer had not allowed credit for tax paid under section 54 amounting to Rs. 3 million for which rectification application is filed which is pending.
- IGI General has also filed applications in respect of certain mistakes made in the orders passed under section 124 of the Income tax Ordinance for 2002-2003 amounting to Rs. 1.561 million on account of disallowance of provisions for diminution in investments held for sale. The applications filed were rejected by the Tax Officer against which appeals had been filed with the CIT(A) which are pending.
- The Additional Commissioner of Income Tax (AC) has issued notice under section 122 (5A) of the Income Tax Ordinance, 2001 in respect of the tax year 2005 whereby he has proposed to disallow exemption in respect of gain on sale of shares amounting to Rs. 2.931 million and claim of expenses against dividend income amounting to Rs. 209.875 million as a result of which tax of Rs. 74.88 million was assessed. Whereas, in respect of the tax year 2006, he has proposed to disallow claim of expenses against dividend income amounting to Rs. 230.323 million and exemption in respect of gain on sale of shares amounting to Rs. 10.903 million and taxed income from associates amounting to Rs. 19.267 million as a result of which tax of Rs. 91.173 million was assessed. Against the above notice, IGI General has filed a constitutional petition before the Honourable High Court of Sindh (SHC). The regular hearing of petition is currently pending with the SHC.
- During the current year, the Honourable SHC on September 24, 2024 dismissed the case as a result of which IGI General subsequently filed a civil petition before the Honourable Supreme Court of Pakistan against the judgment of the Honourable SHC which is pending adjudication.

In respect of tax year 2007, all significant issues were decided in favor of IGI General by CIR(A) and then by the ATIR. However, no appeal effect order has been passed. IGI General has written a letter to the taxation officer for passing appeal effect orders. The department had filed Income Tax Reference Application before Honorable High Court of Sindh against the deletion of the addition made on account of re-characterisation of actual realised capital gain amounting to Rs. 1,269.720 million (having a tax impact of Rs. 444.40 million). The said Income Tax Reference Application was heard by Honorable High Court of Sindh and the judgment has been passed in favour of IGI General.

Notes to and Forming Part of the Consolidated Financial Statements

- The tax department has further filed a civil petition before the Honorable Supreme Court of Pakistan against the judgement of the Honorable High Court which is pending adjudication. The management based on advice of the legal counsel, is hopeful that the outcome of the case will be decided in favour of IGI General.
- In respect of tax year 2008, The Additional Commissioner Audit zone III LTU Karachi issued another notice under section 122(5A) of the Ordinance in May 14, 2014 and passed an amended assessment order under section 122(5A) by disallowing provision for IBNR and allocation of expense against capital gains and dividend income. As a result of amended assessment demand of Rs. 63.166 million was created. Against the disallowances made by the ACIR, IGI General has filed an appeal before the Commissioner Inland Revenue (Appeals) and also filed an application for stay of demand. Pursuant to the stay application, the CIR(A) has granted stay of demand to IGI General. Against the above disallowance, IGI General filed an appeal before the learned Appellate Tribunal Inland Revenue. Further, IGI General challenged the assessment order on the ground that the assessment was barred by limitation of time. Moreover, the department filed a cross appeal before the ATIR challenging the relief granted by the CIR(A). The ATIR has decided both the appeals on the point of limitation of law as contained under section 122(2) of the Ordinance and have decided the appeal in favor of IGI General. Moreover, the departmental appeal has also been rejected being treated as infructuous. The department has filed a reference application before the Sindh High Court against the order of the ATIR which is pending adjudication.
- In case of tax year 2009, the Deputy Commissioner of Inland Revenue (DCIR) has passed the amended order under section 122(5A) of the Ordinance by disallowing provisions on account of IBNR, unearned commission and allocation of expenses relating to exempt income. As a result of amended assessment, demand of Rs 141 million was created. The DCIR has made certain errors in the order for which application for rectification was filed. Rectified order under section 221 has been passed and as a result demand has been reduced to Rs. 51 million. The learned CIR(A) has granted partial relief amounting to Rs. 9.390 million in respect of certain issues and confirmed certain disallowances. IGI General filed further appeal before the Appellate Tribunal Inland Revenue (ATIR) in respect of issues on which relief was not allowed by the CIR(A). The ATIR, pursuant to the appeals filed against the order of CIR(A), has now passed the order whereby the ATIR has confirmed disallowance made on account of provision for IBNR. Further issue of allocation of expenses against investment income has been remanded back to CIR(A). In respect of the issue of addition made on account of provision of unearned commission, the ATIR has upheld the decision of CIR(A) whereby disallowance made on this score is deleted. In respect of issues decided against IGI General, a reference application was filed before Honourable High Court of Sindh where the issue pertaining to IBNR has been decided in favour of IGI General whereas remaining issues are pending adjudication.

The Additional Commissioner Inland Revenue (ACIR) has passed an amended assessment order under section 122(5A) of the Ordinance wherein tax on dividend income, commission income and property income has been charged at corporate tax rate (i.e. 35% for the year) by treating such income as business income of IGI General under Fourth Schedule to the Ordinance. As a result of the amended assessment demand of Rs. 31.420 million was created. IGI General paid an amount of Rs.10 million and obtained stay from the Commissioner Inland Revenue till August 31, 2015 in respect of payment of the remaining tax demand of Rs. 21.420 million. Further, against the above treatment meted out by the ACIR, IGI General has filed an appeal before the Commissioner Inland Revenue (Appeals) which is pending adjudication. IGI General also filed a petition against the said order before the Honorable Sindh High Court which was disposed off with the directions that no coercive measures taken by the Tax Authorities till the decision of the CIR(A) on the appeal filed which is pending adjudication.

- In case of tax year 2010, the Additional Commissioner Inland Revenue (ACIR) has passed an amended assessment order under section 122(5A) of the Ordinance wherein tax on dividend and property income has been charged at corporate tax rate (i.e. 35% for the year) by treating such income as business income of IGI General under Fourth Schedule to the Ordinance. Further, the ACIR has disallowed provision of IBNR under section 34(3) of the Ordinance. As a result of the amended assessment demand of Rs. 93.445 million has been created. IGI General has filed appeal and application for stay of tax demand before the CIR(A) against the above assessment order. IGI General has also filed a petition against the said order before the Honorable Sindh High Court which is pending adjudication.

Pursuant to the appeal, the learned CIR(A) vide combined appellate order No.21 and 22/A-1 dated 10 March 2016 has decided all issues in favor of IGI General. The tax department has filed further appeal before the Appellate Tribunal Inland Revenue (ATIR) in respect of the issues on which relief was allowed by the CIR(A) which is pending adjudication.

- In case of tax year 2011, the Additional Commissioner Inland Revenue (ACIR) has passed an amended assessment order under section 122(5A) of the Ordinance wherein tax on dividend and property income has been charged at corporate tax rate (i.e. 35% for the year) by treating such income as business income of IGI General under Fourth Schedule to the Ordinance. Further, the ACIR has also disallowed provision of IBNR, claim of brought forward loss for the tax year 2008 and refund adjustments for tax years 2004 and 2009 in the amended assessment order. Moreover, Workers' Welfare Fund @ 2% of the accounting profit for the year has also been levied. As a result of the amended assessment demand of Rs.142.414 million has been created. IGI General has filed appeal and application for stay of tax demand before the CIR(A) against the above assessment order.

Pursuant to the appeal, the learned CIR(A) vide combined appellate order No. 21 & 22/A-1 dated 10 March 2016 has decided the following issues in favor of IGI General:

- (a) Chargeability of tax on dividend income and property income at corporate tax rate;
- (b) Provision for IBNR;
- (c) Levy of Workers' welfare fund for the year.

In respect of credit / adjustment of refunds available to the Company, the CIR(A) has remanded back the issue with the directions to verify the claim of refunds and allow the adjustment as per law. IGI General has written a letter to the concerned taxation officer for passing appeal effect order in line with the appellate order passed by the CIR(A), which is pending. Further, the tax department has also filed further appeal before the ATIR in respect of the issues on which relief was allowed by the CIR(A), which is pending adjudication.

- In case of tax year 2012, the Additional Commissioner Inland Revenue (ACIR) has passed an amended assessment order under section 122(5A) of the Ordinance wherein tax on dividend and property income has been charged at corporate tax rate (i.e. 35% for the year) by treating such income as business income of IGI General under Fourth Schedule to the Ordinance. Further, the ACIR has also disallowed provision of IBNR amounting to Rs. 33 million in the amended assessment order. As a result of the amended assessment, demand of Rs. 106.563 million was created. IGI General has obtained stay from the Honorable Sindh High court in respect of the above tax demand. Further, against the aforesaid order, IGI General also filed an appeal before CIR(A) which is pending adjudication. The stay from the Honourable SHC has been disposed off subsequently with the directions that no coercive measures taken by the tax authorities till the decision of the CIR(A) on the appeal filed is finalised. The learned CIR(A) has passed the appellate order wherein both the aforesaid issues have been decided in favour of IGI General.

The department has filed an appeal before Appellate Tribunal, Inland Revenue (ATIR) against the order passed by the CIR(A) which is pending adjudication.

- The Sindh Revenue Board (SRB) vide Show Cause Notice (SCN) No. SRB-COM-I/AC-10/2012-13/IGI/2020/98/496168 dated January 30, 2020 alleged the applicability of sales tax on services for the tax periods from January 2012 to December 2013 amounting to Rs. 494.279 million on various grounds such as tax on gross premium, commission received from re-insurer, and input tax wrongly claimed. During the year ended December 31, 2021, IGI General vide its legal advisor challenged the judgement dated March 30, 2021 passed by the Honourable High Court of Sindh. Subsequent to this, IGI General filed an appeal in the Supreme Court of Pakistan through its legal advisor. The Supreme Court of Pakistan has granted an interim order and the said interim order is operating.
- In case of tax year 2013, the Additional Commissioner Inland Revenue (ACIR) has passed an amended assessment order under section 122(5A) of the Ordinance wherein tax on dividend and property income has been charged at corporate tax rate (i.e. 35% for the year) by treating such income as business income of IGI General under Fourth Schedule to the Ordinance. Further, the ACIR has also disallowed provision of IBNR, claim of brought forward loss for the tax year 2012 and has also made an addition on account of disposal of fixed assets at less than fair market value (FMV) in the amended assessment order. As a result of the amended assessment, demand of Rs. 95.008 million was created. Against the aforesaid order, IGI General has filed an appeal before CIR(A). Pursuant to the appeal, the learned CIR(A) vide appellate order No. 10/A-1 dated 05 October 2016 has decided the following issues in favor of IGI General:

Notes to and Forming Part of the Consolidated Financial Statements

- (a) Chargeability of tax on dividend income and property income at corporate tax rate;
- (b) Provision for IBNR amounting to Rs. 33 million;
- (c) Addition on account of disposal of fixed assets.

Further the CIR(A) has remanded back the issues in respect of adjustment of brought forward loss for the tax year 2012 and credit of Workers' Welfare Fund paid with the return of income. The tax department has filed further appeal before the Appellate Tribunal Inland Revenue(ATIR) in respect of the issues on which relief was allowed by the CIR(A) which is pending adjudication.

- In case of tax year 2014, case of IGI General was selected for audit under section 177 of the ordinance and subsequently, the Deputy Commissioner Inland Revenue (DCIR) has passed an amended assessment order under section 122(1) of the Ordinance wherein tax on dividend income has been charged at corporate tax rate (i.e. 34% for the year) by treating such income as business income of IGI General under Fourth Schedule to the Ordinance. Further, the ACIR has also disallowed provision of IBNR and has also made an addition on account of disposal of fixed assets at less than Fair Market Value (FMV) and motor car expenses paid in cash under section 21(l) in the amended assessment order. As a result of the amended assessment, demand of Rs. 148.444 million was created. IGI General has obtained stay from the Honorable Sindh High court in respect of the above tax demand. Further, against the aforesaid order, IGI General has also filed an appeal before CIR(A) . The stay from the Honorable Sindh High Court has been disposed off subsequently with the directions that no coercive measures taken by the Tax Authorities till the decision of the CIR(A) on the appeal filed is finalised.

Pursuant to the appeal before CIR(A), the CIR(A) has passed the appellate order whereby issues in respect of levy of tax on dividend income at corporate tax rates, disposal of vehicles at less than FMV and levy of WWF have been decided in favor of IGI General. However, issues in respect of levy of minimum tax under section 113, provision for IBNR and motor car expenses in cash has been decided against IGI General. IGI General has filed further appeal before the ATIR in respect of the issues decided against IGI General except issue of motor car expenses paid in cash, which is pending adjudication.

- In case of tax year 2015, the Additional Commissioner Inland Revenue (ACIR) has passed an amended assessment order under section 122(5A) of the Ordinance wherein tax on dividend and property income has been charged at the corporate tax rate (i.e. 33% for the year) by treating such income as business income of IGI General under Fourth Schedule to the Ordinance. Further, ACIR has levied Super tax under section 4B of the Ordinance amounting to Rs. 27.743 million and Workers' Welfare Fund for the year. As a result of the amended assessment, a demand of Rs. 234.287 million was created. IGI General has obtained stay from the Honorable Sindh High Court in respect of the above tax demand. Further, against the aforesaid order, IGI General has also filed an appeal before CIR(A) which is pending adjudication. The stay from the Honorable Sindh High Court has been disposed off subsequently with the directions that no coercive measures would be taken by the tax authorities till the decision of the CIR(A) on the appeal filed which is pending adjudication.

Pursuant to the appeal before CIR(A), the CIR(A) has passed the appellate order whereby issue of levy of tax on dividend income at corporate tax rates has been decided in favor of IGI General whereas the issue of levy of Super tax under section 4B has been decided against IGI General. Furthermore, the CIR(A) has remanded back the issue of levy of WWF. IGI General has filed further appeal before the ATIR in respect of the issue of levy of Super tax, which is pending adjudication.

The ACIR also passed an order under section 221 of the Ordinance charging super tax under section 4B amounting to Rs 27.912 million. Without prejudice to the stance in appeal, IGI General made payment of Rs 20 million in respect of the super tax liability under section 4B whereas the remaining super tax demand of Rs 7.912 million was adjusted against the refund of tax year 2008. IGI General filed an application with the ACIR requesting to annul the order based on various legal grounds, however, no order was passed in this regard. Moreover, IGI General also filed an appeal before the CIR(A) in respect of the order passed under section 221 of the Ordinance. Pursuant to the above appeal, the CIR(A) passed the appellate order wherein the action of the ACIR in charging super tax under section 221 of the Ordinance was annulled. IGI General has written a letter to the concerned taxation officer for passing appeal effect order in line with the appellate order passed by the CIR(A), which is pending. The tax department has also filed further appeal before the ATIR against the order passed by the CIR(A), which has been decided against the tax department.

- The case for tax year 2015 was further selected for audit under section 177 of the Ordinance. IGI General submitted all the information requested through the Information and Document Request (IDR) pursuant to which a show-cause notice was issued in December 2017. In tax year 2009, the Deputy Commissioner Inland Revenue (DCIR) has passed an amended assessment order under section 122(4) of the Income Tax Ordinance, 2001 wherein tax on outstanding commission payable has been imposed on account of being outstanding for more than three years and provision for IBNR has been disallowed. As a result of the amended assessment, demand of Rs. 62.032 million was created. IGI General filed an appeal before the CIR(A), pursuant to which an appellate order was passed wherein the CIR(A) agreed to the Company's legal submissions that the tax year 2015 was barred by limitation since IGI General follows calendar year as its financial year, however, the CIR(A) has proceeded to decide the issues on merit and has decided the following issues in favor of IGI General
 - (a) Disallowance in respect of cash margin under section 34(5) of the Ordinance;
 - (b) Disallowance in respect of agent commission paid under section 34(5) of the Ordinance;
 - (c) Addition on account of provision for claims Incurred but Not Reported (IBNR) under section 34(3) of the Ordinance;
 - (d) Disallowance of commission expense under section 21(c) of the Ordinance; and
 - (e) Addition on account of reversal of impairment in value of available for sale investments.

Additionally, addition on account of gain on sale of fixed assets at less than Fair Market Value (FMV), disallowance on account of certain expenses under section 174(2) read with section 21(c) of the Ordinance and levy of super tax under section 4B has been confirmed whereas the issue of credit of super tax paid during the year has been remanded back for verification.

The Company has filed further appeal before the ATIR challenging the action of the CIR(A) in deciding the issues on merits instead of annulling the order being barred by limitation as well as on the issues confirmed by the CIR(A), which is pending adjudication.

- In case of tax year 2016, the Additional Commissioner Inland Revenue (ACIR) has passed an amended assessment order under section 122(5A) of the Ordinance wherein tax on dividend income has been charged at corporate tax rate (i.e. 32% for the year) by treating such income as business income of IGI General under Fourth Schedule to the Ordinance. Further, the ACIR has disallowed the claim of expense on account of health administrative services under section 21(c) of the ordinance and has also made an addition on account of disposal of fixed assets at less than Fair Market Value (FMV) in the amended assessment order. As a result of the amended assessment, demand of Rs. 105.190 million was created. IGI General has filed stay application in respect of the above tax demand in the Honorable High Court of Sindh and also filed an appeal against the aforesaid order before the CIR(A).

Pursuant to the appeal before CIR(A), the CIR(A) has passed the appellate order whereby issues in respect of levy of tax on dividend income at corporate tax rates and disposal of vehicles at less than FMV have been decided in favor of IGI General whereas the issue of non-deduction of tax on payment for health plan administrative services under section 21(c) of the Ordinance has been decided against IGI General as a result of which tax demand of Rs. 2.8 million.

- During the year ended December 31, 2022, IGI General received a notice from Federal Board of Revenue (FBR) bearing reference No. DCIR/UNIT4/ENF-II/LTU/2021-2022/748 dated March 16, 2022 issued under section 11(2) of the Sales Act, 1990 (ST Act) highlighting certain non-compliance related to violation of section 48 of the ST Act.

Further, IGI General received an assessment order dated July 07, 2022 demanding of Rs. 13.350 million. Subsequent to the year end, IGI General filed an appeal before CIR(A) dated January 12, 2023 and paid 10% of the demand under section 48 of the ST Act which is pending adjudication.

- During the year ended December 31, 2022, IGI General received a notice from Federal Board of Revenue (FBR) bearing reference No. DCIR/A&P/ENF-II/LTO/2022-2023/5213 dated September 16, 2022 issued under section 11(2) of the Sales Act, 1990 (ST Act) highlighting certain non-compliance related to violation of section 48 of the SST Act.

Further, IGI General received an assessment order dated December 16, 2022 demanding of Rs. 16.301 million. During the year ended December 31, 2023, IGI General filed an appeal before CIR(A) dated January 12, 2023 and paid 10% of the demand under section 48 of the ST Act which is pending adjudication.

The management and tax advisor of IGI General are confident that the above matters will be decided in IGI General's favor. Accordingly, no provision has been recognised in these consolidated financial statements.

Notes to and Forming Part of the Consolidated Financial Statements

30.2.3 IGI Finex

During financial year 2013, audit proceedings under section 177 of the Income Tax Ordinance, 2001 in relation to the Tax Year 2010 were concluded by the Deputy Commissioner Inland Revenue (DCIR) which led to an eventual tax demand of Rs. 6.672 million. The DCIR disallowed certain expenses claimed by IGI Finex as well as claim of exempt capital gain on sale of listed securities, treated certain trade debtors as trade creditors and treated the difference between the amount of salaries as per the annual statement filed under section 165 of the Income Tax Ordinance, 2001 and that disclosed in the financial statements as unexplained expenditure. IGI Finex had filed an appeal with the Commissioner Inland Revenue (Appeals) against the said demand which was heard by the Commissioner. During the year ended June 30, 2014, the Commissioner passed an order under which IGI Finex had been allowed certain expenses which were disallowed by DCIR in earlier assessment. DCIR had filed an appeal in Appellate Tribunal Inland Revenue (ATIR) against the said order. The management also filed a second appeal before ATIR. During the year ended June 30, 2017, ATIR in its Order dated May 31, 2017 had remanded back the matter to DCIR, with a direction to ascertain the true facts of the disallowed matters, rejected the appeal of the tax department and upheld the findings of CIR(A). The findings of CIR(A) included remanding back the matter to DCIR of treating certain trade debtors as trade creditors and of treating the difference in the amount of salaries as unexplained expenditure and allowing appeal of IGI Finex that it was not heard by the DCIR before disallowment of the expenses. IGI Finex has submitted an application to the Deputy Commissioner Inland Revenue to give the appeal effect of these matters at the earliest.

The management and tax advisor of IGI Finex are confident that the above matters will be decided in IGI Finex's favor. Accordingly, no provision has been recognised in these consolidated financial statements.

30.2.4 Associates and joint ventures

The Group's share in tax contingencies of associates and joint venture accounted for under equity method is Rs. 1,434.63 million (2023: Rs. 1,283.25 million), however, the Group's share is restricted to the net investment in associate as at December 31, 2024.

31 EARNINGS PER SHARE

31.1 Basic earnings per share

Profit for the year attributable to equity holders of the parent

Weighted average number of ordinary shares

Earnings per share

2024	2023
(Rupees in '000)	
695,976	3,886,944
(Number of shares)	
142,630,550	142,630,550
(Rupees)	
4.88	27.25

31.2 Diluted earnings per share

Diluted earnings per share has not been presented as the Group does not have any convertible instruments in issue as at December 31, 2024 and December 31, 2023 which would have any effect on the earnings per share if the option to convert is exercised.

32 REMUNERATION OF CHIEF EXECUTIVE, DIRECTORS AND EXECUTIVES OF HOLDING COMPANY

The aggregate amounts charged in these consolidated financial statements for remuneration, including certain benefits, to the Chief Executive, Director and Executives of the Group during the year are as follows:

32.1 Holding Company

Managerial Remuneration
Bonus
Fee for attending board meeting

Number of persons

2024		2023	
Chief Executive	Directors	Chief Executive	Directors
(Rupees in '000)		(Rupees in '000)	
37,545	-	19,509	-
19,179	-	8,044	-
-	3,675	-	3,850
56,724	3,675	27,553	3,850
1	7	1	7

32.2 Subsidiary companies

	Chief Executive*		Directors		Executives	
	2024	2023	2024	2023	2024	2023
	(Rupees in '000)					
Fee for attending board meeting	-	-	13,925	16,575	-	-
Managerial remuneration	75,612	65,972	4,803	4,550	347,783	339,927
Bonus	22,469	13,559	-	-	80,288	48,188
Retirement benefits (including provident fund)	2,767	3,853	480	455	24,945	25,472
Housing and utilities	15,215	18,117	2,642	2,957	85,810	103,108
Medical expenses	1,346	2,151	-	-	9,359	440
Conveyance allowance	364	-	-	-	28,714	3,138
Others	6,546	13,905	6,829	3,131	29,580	34,910
	124,319	117,557	28,679	27,668	606,479	555,183
Number of persons	5	3	14	15	100	147

*Salary expense of the Chief Executive of IGI Investments is charged through group shared services agreement.

32.3 Chief Executive and executives of the Company are provided with Company maintained cars, mobile phones and residential telephones.

32.4 Executives mean employees, other than the chief executive and directors, whose basic salary exceed five hundred thousand rupees in a financial year.

33 TRANSACTIONS WITH RELATED PARTIES

Related parties comprise of associated companies, other related group companies, directors of the Group, key management personnel, major shareholders and post employment benefit plans. The Group in the normal course of business carries out transactions with various related parties at agreed / commercial terms and conditions. Remuneration of key management personnel is disclosed in note 31. Amounts due to / from and other significant transactions, other than those disclosed else where in these consolidated financial statements, are as follows:

	Associates / joint venture		Post employment benefit plans		Directors		Key Management personnel		Other related parties	
	2024	2023	2024	2023	2024	2023	2024	2023	2024	2023
	(Rupees in '000)		(Rupees in '000)		(Rupees in '000)		(Rupees in '000)		(Rupees in '000)	
Transactions										
Premium underwritten	-	-	-	-	1,764	-	-	5,265	1,399,558	-
Premium collected	-	-	-	-	1,954	-	-	5,265	1,007,290	-
Claims expense	-	-	-	-	-	-	-	1,078	15,348	-
Dividend received	891,897	-	-	-	-	-	-	-	22,503	18,752
Dividend paid	90,198	231,813	-	-	17,874	147,550	163,160	-	253,379	217,311
Charge for group shared services	89,676	-	-	-	-	-	-	-	10,842	6,207
Wakala Fee income	-	-	-	-	-	-	-	-	600,908	463,085
Mudarib's share on investment income - income	-	-	-	-	-	-	-	-	57,418	18,802
Charge in respect of gratuity fund	-	-	25,378	-	-	33,074	-	-	-	-
Charge in respect of provident fund	-	-	21,577	-	-	34,424	-	-	-	-
Contribution to gratuity fund	-	-	16,878	-	-	15,400	-	-	-	-
Contribution to provident fund	-	-	27,858	-	-	7,636	-	-	-	-
Key Management Personnel compensation	-	-	13,323	-	359,326	27,668	769,023	672,740	-	-
Purchase of marketable securities for and on behalf of	-	-	-	-	-	-	381,026	144,693	1,382,028	-
Sale of marketable securities for and on behalf of	-	-	-	-	-	-	353,386	146,077	1,890,149	-
Brokerage income earned	-	-	-	-	-	-	1,152	740	5,452	-
Donation paid	-	-	-	-	-	-	-	-	19,609	9,364
Balances										
Investment in shares	22,094,378	24,574,170	-	-	-	-	-	-	533,197	523,708
Other receivable	2,427	-	-	-	-	-	-	-	-	238,269
Retirement benefit obligation	-	-	67,996	55,634	-	-	-	-	-	-
Receivable from provident fund	-	-	12,615	21,509	-	-	-	-	-	-

Notes to and Forming Part of the Consolidated Financial Statements

33.1 Following are the related parties having aggregate percentage of shareholding of the Group, with whom the Group had entered into transactions or have arrangement / agreement in place

S. No.	Name of related party	Basis of association / relationship	Aggregate % of shareholding
1	Packages Limited	Associate	10.54%
2	Syed Babar Ali	Chairman	N/A
3	Babar Ali Foundation	Other related party	10.89%
4	Industrial Technical and Educational Institute	Other related party	16.81%
5	DIC Pakistan Limited	Other related party	N/A
6	Packages Real Estate (Private) Limited	Associate	N/A
7	Syed Maratib Ali Trust	Other related party	N/A
8	Tri-Pack Films Limited	Other related party	N/A
9	Omyapack Private Limited	Other related party	N/A
10	Packages Lanka	Other related party	N/A
11	Syed Hyder Ali	Key management personnel	19.07%
12	Chaudhry Tahir Masaud	Key management personnel	N/A
13	Ali Nadeem	Key management personnel	N/A
14	Sajid Iftikhar	Key management personnel	N/A
15	Muneef Abid	Key management personnel	N/A
16	S.C.Johson & Son of Pakistan Private Limited	Associate	N/A
17	Hoechst Pakistan Limited	Associate	N/A

34 OPERATING SEGMENT

34.1 The Group's business is organised and managed separately according to the nature of services provided with the following segments:

Non-Life Insurance (Conventional and Takaful)

- Fire and property insurance provides coverage against damages caused by fire, riot and strike, explosion, earthquake, atmospheric damage, flood, electric fluctuation and other related perils.
- Marine, aviation and transport insurance provides coverage against cargo risk, war risk, damages occurring in inland transit and other related perils.
- Motor insurance provides comprehensive car coverage, indemnity against third party loss and other related coverage.
- Accident and health insurance provides coverage against personal accident, hospitalisation and other medical benefits.
- Miscellaneous insurance provides coverage against burglary, loss of cash in safe and cash in transit, engineering losses, travel and other coverage.

Life Insurance

- The Life (participating) segment provides life insurance coverage to individuals under individual life policies that are entitled to share in the surplus earnings of the statutory fund to which they are referable.
- The Life (non-participating) segment provides life insurance coverage to individuals under individual life policies that are not entitled to share in the surplus earnings of the statutory fund to which they are referable.
- The Life (non-participating) Group segment provides life insurance coverage to employer-employee (and similar) groups of employees / members under a single life policy issued to the employer. The Group policy is not entitled to share in the surplus earnings of the statutory fund to which it is referable.
- The Investment Linked business segment provides life insurance coverage to individuals, whereby the benefits are expressed in terms of units, the value of which is related to the market value of specified assets.
- The Accident and Health - Individual segment provides fixed pecuniary benefits or benefits in the nature of indemnity or a combination of both in case of accident or sickness to individuals.
- The Accident and Health - Group segment provides fixed pecuniary benefits or benefits in the nature of indemnity or a combination of both in case of accident or sickness to employer-employee (and similar) groups of employees / members under a single policy issued to the employer.
- The Pension Fund segment provides coverage for the purposes of a pension or a retirement scheme with or without the payments being guaranteed for a minimum period.

Family Takaful

- The individual family takaful business segment provides family takaful coverage to individuals under unit-linked policies issued by the Group.
- The Group Family Takaful business segments provides family takaful coverage to members of business enterprises, corporate entities and common interest groups under group family takaful scheme operated by the Group.
- The Group Health Takaful provides fixed pecuniary benefits or benefits in the nature of indemnity or a combination of both in case of accident or sickness to employer-employee (and similar) groups of employees / members under a single policy issued to the employer.

Brokerage business

- The brokerage business segment deals in shares and commodities brokerage, money market and foreign exchange brokerage and advisory and consulting services.

Notes to and Forming Part of the Consolidated Financial Statements

34.2 Assets and liabilities, wherever possible, have been assigned to the following segments based on specific identification or allocated on the basis of gross premium written by the segments.

2024																			
Non-life Insurance					Life Insurance														
Fire and property damage	Marine, aviation and transport	Motor	Health	Miscellaneous	Life (Participating)	Life (Non-Participating)		Investment Linked Business	Accident and Health		Pension Business Fund	Takaful Window			Investment business	Brokerage business	Aggregate Total		
						Individual	Group		Individual	Group		Individual family	Accident & Health Individual	Group family				Group health	
(Rupees in '000)																			
Segment assets	7,567,575	1,017,117	1,419,406	673,256	6,124,382	2,614,849	9,170,858	1,066,312	12,801,841	22,120	1,014,503	548,456	9,468,137	13,799	98,198	231,805	54,285,180	2,744,680	110,882,474
Unallocated assets	-	-	-	-	-	-	-	-	-	-	-	-	-	-	-	-	-	-	18,705,856
Consolidated total assets																			129,588,330
Segment liabilities	9,666,370	846,398	1,958,680	773,593	5,290,982	1,572,108	8,794,794	860,853	12,908,791	40,168	806,317	531,810	9,587,562	8,018	12,709	137,683	4,070,808	1,877,539	59,745,183
Unallocated liabilities	-	-	-	-	-	-	-	-	-	-	-	-	-	-	-	-	-	-	5,748,082
Consolidated total liabilities																			65,493,265
2023																			
Non-life Insurance					Life Insurance														
Fire and property damage	Marine, aviation and transport	Motor	Health	Miscellaneous	Life (Participating)	Life (Non-Participating)		Investment Linked Business	Accident and Health		Pension Business Fund	Takaful Window			Investment business	Brokerage business	Aggregate Total		
						Individual	Group		Individual	Group		Individual family	Accident & Health Individual	Group family				Group health	
(Rupees in '000)																			
Segment assets	8,350,897	943,466	1,210,412	547,938	2,520,454	2,309,371	6,163,457	920,243	7,725,754	26,957	512,479	435,777	6,782,568	13,910	44,846	81,495	55,551,939	3,703,078	97,845,041
Unallocated assets	-	-	-	-	-	-	-	-	-	-	-	-	-	-	-	-	-	-	19,256,246
Consolidated total assets																			117,101,287
Segment liabilities	9,418,350	1,006,331	2,020,632	923,705	1,602,724	1,646,987	5,678,606	659,980	7,851,078	40,776	368,303	421,777	7,033,338	8,815	(4,161)	3,742	3,911,266	3,074,561	45,666,810
Unallocated liabilities	-	-	-	-	-	-	-	-	-	-	-	-	-	-	-	-	-	-	5,272,145
Consolidated total liabilities																			50,938,955

34.3 Segment-wise operating results of the Group are presented below:

2024																						
Non-life Insurance							Life Insurance															
Fire and property damage transport	Marine, aviation and transport	Motor	Health	Miscellaneous	Window Takatful Operations			Life (Participating)	Life (Non-Participating)		Investment Linked Business	Accident and Health		Person Business Fund	Takatful Window			Investment business	Brokerage business	Total		
					Fire and property damage	Marine, aviation and transport	Motor		Health	Miscellaneous		Individual	Group		Individual	Group	Individual family				Accident & Health - Individual	Group family
(Rupees in '000)																						
Premium	562,466	353,329	1,962,361	1,572,875	406,391	-	-	-	1,066	3,322,486	767,669	4,294,305	8,170	1,720,702	54,999	2,550,497	1,388	46,508	35,742	-	17,952,084	
Net claims	(113,030)	(59,946)	(983,373)	(927,363)	(51,459)	-	-	-	(246,335)	(1,065,977)	(324,077)	(1,371,700)	(20)	(1,069,961)	(8,037)	(1,219,926)	-	(70,950)	(41,637)	-	(7,799,899)	
Fee, commission and brokerage	-	-	-	-	-	-	-	-	-	-	-	-	-	-	-	-	-	-	-	349,477	-	
Net commission	27,714	70,709	(245,501)	(488,543)	(77,999)	119,040	17,476	8,831	(553)	(289,999)	(88,560)	(436,423)	(4,008)	(104,050)	-	(737,024)	(1,372)	(1,932)	(46,511)	-	(2,779,032)	
Vehicle hire income	-	-	-	-	-	130,192	50,237	264,344	139,707	16,428	-	-	-	-	-	-	-	-	-	-	600,908	
Net investment income	-	-	-	-	-	-	-	-	544,754	1,372,011	1,477	2,520,201	14	-	72,909	1,974,433	-	19,635	34,382	999,943	7,468,739	
Expenses	(599,606)	(54,465)	(2,337,801)	(1,651,211)	(241,489)	(932)	(296)	(26,695)	(1,963)	(126)	(3,175)	(772,366)	(250,566)	(615,928)	(18,401)	(405,275)	-	(899,253)	(1,144)	(23,907)	(70,249)	(4,853,807)
Other income-net	-	-	-	-	-	-	-	-	849	34,086	703	42,092	81	4,462.2	-	2,073	-	47	2,279	10,994	290,314	461,150
Share of profit from associates and joint venture under equity accounting	-	-	-	-	-	-	-	-	-	-	-	-	-	-	-	-	-	-	-	(218,511)	-	
Add: Policyholders' liabilities at the beginning of year	-	-	-	-	-	-	-	-	2,276,243	5,440,758	182,273	7,660,369	19,947	322,881	421,751	6,776,244	2,239	(55,244)	(201)	-	23,067,220	
Less: Policyholders' liabilities at the end of the year	-	-	-	-	-	-	-	-	(1,533,191)	(8,529,924)	(254,177)	(12,542,307)	(18,215)	(569,387)	(537,864)	(9,282,668)	(1,529)	72,031	(12,105)	-	(93,302,216)	
Surplus/deficit	-	-	-	-	-	-	-	-	15,458	-	-	-	-	-	-	-	-	-	-	-	15,458	
Shareholders' fund	(122,466)	2,096,627	499,507	(3,152)	(64,016)	248,300	67,417	246,480	137,744	25,374	1,072,686	(518,975)	31,052	(449,391)	(162)	(738,924)	(398)	(3,442)	(27,210)	67,009	29,017	1,445,569
Unallocated operating income	893,529																					
Financial charges	(498,325)																					
Profit before taxation	1,840,773																					

Notes to and Forming Part of the Consolidated Financial Statements

2023																		
	Non-life Insurance					Life Insurance										Investment business	Brokerage business	Total
	Fire and property damage	Marine, aviation and transport	Motor	Health	Miscellaneous	Life (Participating)	Life (Non-Participating)		Investment Linked Business	Accident and Health	Person Business Fund	Takatuf Window						
							Individual	Group				Individual	Group	Individual family	Accident & Health - Individual			
(Rupees in '000)																		
Premium	448,595	320,992	1,899,743	1,565,039	383,798	-	18,639	90,028	59,579	2,333,527	8,394	1,107,902	43,227	2,490,607	1,64	31,208	105,956	12,151,358
Net claims	(58,187)	(136,080)	(853,383)	(766,997)	(136,658)	-	(99,847)	(817,849)	(321,191)	(1,180,440)	2,666	(784,950)	(26,887)	(949,263)	-	(16,225)	(53,689)	(6,299,611)
Fee commission and brokerage	-	-	-	-	-	-	-	-	-	-	-	-	-	-	-	-	-	199,448
Net commission	(20,519)	(64,481)	(207,616)	(606,400)	(114,020)	(38,845)	(1,506)	(205,532)	(105,136)	(344,649)	(3,567)	(57,666)	-	(562,956)	(1,556)	(11,107)	(20,106)	(2,475,781)
Waived fee income	-	-	-	-	-	94,162	41,975	212,888	100,248	13,912	-	-	-	-	-	-	-	483,085
Net investment income	-	-	-	-	-	-	417,381	987,070	39,324	1,437,999	64	-	49,600	1,258,333	-	8,109	19,450	5,500,910
Expenses	(525,476)	(107,980)	(203,235)	(153,558)	(176,318)	(33,119)	(21,420)	(168,944)	(78,980)	(308,046)	(13,400)	(216,325)	-	(281,872)	(33)	(11,163)	(25,287)	(2,773,791)
Other income - net	-	-	-	-	-	-	11,159	17,890	8,027	77,190	163	30,674	3,390	24,809	27	269	814	625,364
Reversal of premium deficiency	3,424	-	-	-	-	-	-	-	-	-	-	-	-	-	-	-	-	3,424
Share of profit from associates and joint venture under equity accounting	-	-	-	-	-	-	-	-	-	-	-	-	-	-	-	-	-	3,346,767
Add: Policyholders' liabilities at the beginning of year	-	-	-	-	-	-	2,018,224	5,092,807	165,940	5,472,909	17,661	302,137	355,811	4,719,947	3,291	(30,777)	(19,185)	18,159,025
Less: Policyholders' liabilities at the end of the year	-	-	-	-	-	-	(2,276,243)	(5,440,758)	(182,213)	(7,660,369)	(19,947)	(32,888)	(42,751)	(6,716,244)	(2,259)	35,244	201	(23,067,220)
(Surplus) / deficit before tax and reserves' fund	-	-	-	-	-	-	26,272	-	-	-	-	-	-	-	-	-	-	26,272
	(152,163)	12,449	554,999	38,114	(49,428)	22,198	52,659	365,712	117,060	(19,187)	(7,766)	38,891	3,390	(76,639)	634	5,618	8,154	5,832,250

Unallocated operating income	294,250
Financial charges	(553,340)
Profit before tax	5,562,186

35 FINANCIAL INSTRUMENTS BY CATEGORY**Financial assets and financial liabilities****Financial assets****Loans and receivables - amortised cost****Cash and bank balances and term deposits**

Cash and other equivalents

Current and other accounts

Insurance / takaful / reinsurance / retakaful receivables

Accrued income

Reinsurance recoveries against outstanding claims

Wakalah fees receivable

Loans secured against life insurance policies

Deposits, loans, advances and other receivables

Long-term deposits

Investments - fair value through profit or loss

Investments - fair value through other comprehensive income

Investments - at amortised cost

Investments - available for sale

Financial liabilities**Amortised cost**

Provision for outstanding claims (including IBNR)

Amounts due to other insurers / reinsurers

Current portion of long term loans and liabilities against right-of-use assets

Trade and other payables

Short term loans

Unclaimed dividend

Lease liabilities against right-of-use assets

2024	2023
(Rupees in '000)	
18,663	3,303
3,821,053	4,433,809
3,839,716	4,437,112
6,249,216	4,393,820
351,238	401,707
8,026,127	6,819,523
257,776	155,810
194,406	195,945
3,823,097	2,711,961
18,901,860	14,678,766
16,252	23,008
4,460,903	3,127,604
41,279,346	42,652,023
-	94,533
34,641,439	23,478,133
11,900,200	8,099,160
2,737,757	3,574,887
15,710	45,182
5,662,765	5,727,033
1,930,491	2,616,765
38,691	34,456
24,493	38,147
22,310,107	20,135,630

36 RISK MANAGEMENT**36.1 Risk management framework**

The Group's activities expose it to a variety of financial risks: credit risk, liquidity risk and market risk (including interest / mark-up rate risk and price risk). The Group's overall risk management programme focuses on the unpredictability of financial markets and seeks to minimise potential adverse effects on the financial performance. Overall, risks arising from the Group's financial assets and liabilities are limited. The Group consistently manages its exposure to financial risk without any material change from previous period in the manner described in notes below. The Board of Directors has overall responsibility for the establishment and oversight of Group's risk management framework. The Board is also responsible for developing the Group's risk management policies.

36.1.1 Insurance risk - General Insurance

The Group accepts the insurance risk through its insurance contracts where it assumes the risk of loss from persons or organisations that are directly subject to the underlying loss. The Group is exposed to the uncertainty surrounding the timing, frequency and severity of claims under these contracts. The Group manages its risk via its underwriting and reinsurance strategy within an overall risk management framework. Exposures are managed by having documented underwriting limits and criteria. Reinsurance is purchased to mitigate the effect of potential loss to the Group from individual large or catastrophic events and also to provide access to specialist risks and to assist in managing capital. Reinsurance policies are written with approved reinsurers on either a proportional or excess of loss treaty basis.

Notes to and Forming Part of the Consolidated Financial Statements

Further, the Group adopts strict claim review policies including active management and prompt pursuing of the claims, regular detailed review of claim handling procedures and frequent investigation of possible false claims to reduce the insurance risk.

36.1.2 Concentration of insurance risk - General Insurance

A concentration of risk may also arise from a single insurance contract issued to a particular demographic type of policyholder, within a geographical location or to types of commercial businesses. The Group minimises its exposure to significant losses by obtaining reinsurance from a number of reinsurers, who are dispersed over several geographical regions.

To optimise benefits from the principle of average and law of large numbers, geographical spread of risk is of extreme importance. There are a number of parameters which are significant in assessing the accumulation of risks with reference to the geographical location, the most important of which is risk survey.

Risk surveys are carried out on a regular basis for the evaluation of physical hazards associated with the commercial / industrial / residential occupation of the insured. Details regarding the fire separation / segregation with respect to the manufacturing processes, storage, utilities, etc. are extracted from the layout plan of the insured facility. Such details are formed part of the reports which are made available to the underwriters / reinsurance personnel for their evaluation. Reference is made to the standard construction specifications as laid down by IAP (Insurance Association of Pakistan). For instance, the presence of Perfect Party Walls, Double Fire Proof Iron Doors and physical separation between the buildings within a insured's premises. It is basically the property contained within an area which is separated by another property by sufficient distance to confine insured damage from uncontrolled fire and explosion under the most adverse conditions to that one area.

Address look-up and decoding is the essential field of the policy data interphase of IT systems. It provides instant location which is dependent on data collection provided under the policy schedule. All critical underwriting information is punched into the IT system/application through which a number of MIS reports can be generated to assess the concentration of risk.

The ability to manage catastrophic risk is tied to managing the density of risk within a particular area. For catastrophic aggregates, the IT system also assigns precise geographic CRESTA (Catastrophe Risk Evaluating and Standardising Target Accumulations) codes with reference to the accumulation of sums insured in force at any particular location against natural perils. A risk management solution is implemented to help assess and plan for risk in catastrophic scenarios. It provides a way to better visualize the risk exposures so the Group determines the appropriate amount of reinsurance coverage to protect the business portfolio.

For Marine risks, complete underwriting details, besides sums insured and premiums, like vessel identification, voyage input (sea / air / inland transit), sailing dates, origin and destination of the shipments, per carry limits, etc. are fed into the IT system. The reinsurance module of the IT system is designed to satisfy the requirements as laid down in the proportional treaty agreement. Shipment declarations are also endorsed on the policies. Respective reinsurance cessions are automatically made upon the posting of policy documents.

The voyage cards so maintained for the particular set of policies for a single vessel voyage are automatically logged into the system showing actual gross, treaty and net exposure, both in terms of sums insured and premiums.

36.1.3 Reinsurance Arrangements

Keeping in view the maximum exposure in respect of key zone aggregates, a number of proportional and non-proportional reinsurance arrangements are in place to protect the net account in case of a major catastrophe. Apart from the adequate event limit which is a multiple of the treaty capacity or the primary recovery from the proportional treaty, accumulated losses on net account can also be recovered from the non-proportional treaty which is very much in line with the risk management philosophy of the Group.

In compliance of the regulatory requirement, the reinsurance agreements are duly submitted with Securities and Exchange Commission of Pakistan on an annual basis.

36.2 Risk management framework - Life Insurance

The Group issues contracts that transfer insurance risk or financial risk or both. This section summarises these risks and the way the Group manages them.

36.2.1 Life Insurance risk

36.2.1.1 Individual Life (Unit Linked Policies, Universal Life Policies and Traditional Policies)

This section discusses the exposure of insurance risk to the Group under Life Participating, Life Non-participating and Investment Linked statutory funds and the process adopted by the Group to manage these risks.

The risk underwritten is mainly death and sometimes disability and/or critical illness. The risk of death and disability will vary from region to region. The Group may get exposed to risks due to:

- Unexpected experience in terms of claim severity or frequency. This can be a result of anti-selection, fraudulent claims, a catastrophe or poor persistency.
- Additionally, the risk of poor persistency may result in the Group being unable to recover expenses incurred at policy acquisition.

The Group manages these risks through its:

- **Pricing:**

All products of this nature are designed by the Actuarial Department along with input from relevant sales team members. Profit testing is conducted for all new products and it is also reviewed by the Appointed Actuary. Embedded value analysis is conducted on a quarterly basis to ensure reasonableness of premiums charged. Additionally, the Group reserves the right to review the charges deductible under the contracts, thus limiting the risk of under-pricing.

- **Underwriting:**

Adequate underwriting policies and controls have been put in place which cover various aspects like health, location, nature of work of the insured etc. before issuance of policy. Appropriate underwriting authority limits have been assigned to individual underwriters by the underwriting committee. Furthermore, Underwriting & Reinsurance Committee reviews the underwriting performance of the Group on a quarterly basis.

- **Reinsurance:**

The Group has entered into both excess of loss and quota share reinsurance agreements covering its individual life products and supplementary riders. Since the Group has liaison with the reputed reinsurers in the world, it does not only limit the insurance risks but also the credit risk associated with them. Underwriting & Reinsurance Committee reviews, every quarter, the performance of the treaties to ensure that sound reinsurance arrangements are in place.

- **Claims handling policy:**

The Group through its claims-handling policies has procedures and controls in place to ensure that payment of any fraudulent claims is avoided. Detailed investigation of all apparently doubtful claims (particularly of high amounts) is conducted. Moreover, Claims committee has assigned claims process authority limits for processing of claims. Claims committee meets on a quarterly basis to review the claims departments' performance and ensures that adequate claims controls are in place.

- **Persistency:**

The Group applies controls to curb mis-selling to customers. Persistency for each product, branch and partner bank is closely monitored by the Group and remedial actions are taken immediately upon identifying when persistency level for a distribution channel drops below a certain threshold. Continuous efforts are made to increase and/or maintain the persistency levels for all distribution channels.

- **Concentration Risk:**

The Group has a good spread of business throughout the country thereby ensuring diversification of geographical risks.

Notes to and Forming Part of the Consolidated Financial Statements

a) Frequency and severity of claims

The Group measures concentration of risk by its exposure to catastrophic events. Concentration of risk as a result of geographical area is not a factor of concern due to spread of risks across different parts of the country. To mitigate risk accumulation resulting from catastrophic events, the Group maintains a catastrophe reinsurance cover which ensures that the Group's liability in respect of catastrophic events remains within reasonable limits.

In order to cover its mortality risk, the Group makes adequate deductions from the insurance contracts. The Group manages these risks through its systematic underwriting processes and adequate reinsurance arrangements.

The table below presents the concentration of insured benefits across five bands of insured benefits per individual life assured. The benefit insured figures are shown gross and net of the reinsurance contracts described above.

The amounts presented are showing total exposure of the Group including exposure in respect of riders attached to the main policies.

Individual Life Participating

Benefits assured per life

Assured at the end of 2024				
Total benefits assured				
Before reinsurance			After reinsurance	
(Rupees in '000)	%		(Rupees in '000)	%
0 - 200,000	60,426	1.39%	59,826	1.95%
200,001 - 400,000	181,171	4.17%	180,804	5.88%
400,001 - 800,000	473,808	10.91%	448,643	14.59%
800,001 - 1,000,000	323,390	7.44%	295,973	9.63%
More than 1,000,000	3,306,008	76.09%	2,089,495	67.95%
Total	4,344,803	100.00%	3,074,741	100.00%

Benefits assured per life

Assured at the end of 2023				
Total benefits assured				
Before reinsurance			After reinsurance	
(Rupees in '000)	%		(Rupees in '000)	%
0 - 200,000	52,860	1.56%	52,672	2.17%
200,001 - 400,000	134,742	3.98%	133,967	5.51%
400,001 - 800,000	390,160	11.51%	363,129	14.94%
800,001 - 1,000,000	234,814	6.93%	208,473	8.57%
More than 1,000,000	2,576,044	76.02%	1,673,017	68.81%
Total	3,388,620	100.00%	2,431,258	100.00%

Individual Life Non - Participating

Benefits assured per life

Rupees

0 - 200,000
 200,001 - 400,000
 400,001 - 800,000
 800,001 - 1,000,000
 More than 1,000,000
Total

Assured at the end of 2024			
Total benefits assured			
Before reinsurance		After reinsurance	
(Rupees in '000)	%	(Rupees in '000)	%
187,019	1.19%	183,883	2.21%
875,474	5.56%	860,942	10.36%
2,321,146	14.74%	2,145,302	25.82%
1,274,263	8.09%	960,171	11.55%
11,087,343	70.42%	4,159,727	50.06%
15,745,245	100.00%	8,310,025	100.00%

Benefits assured per life

Rupees

0 - 200,000
 200,001 - 400,000
 400,001 - 800,000
 800,001 - 1,000,000
 More than 1,000,000
Total

Assured at the end of 2023			
Total benefits assured			
Before reinsurance		After reinsurance	
(Rupees in '000)	%	(Rupees in '000)	%
186,365	0.89%	181,923	1.68%
1,046,454	4.99%	1,028,444	9.50%
2,783,682	13.26%	2,616,635	24.16%
1,805,283	8.60%	1,332,338	12.30%
15,168,979	72.26%	5,668,997	52.36%
20,990,763	100.00%	10,828,337	100.00%

Investment Linked

Benefits assured per life

Rupees

0 - 200,000
 200,001 - 400,000
 400,001 - 800,000
 800,001 - 1,000,000
 More than 1,000,000
Total

Assured at the end of 2024			
Total benefits assured			
Before reinsurance		After reinsurance	
(Rupees in '000)	%	(Rupees in '000)	%
390,297	2.49%	374,681	6.31%
573,771	3.67%	551,796	9.30%
1,395,226	8.91%	1,241,648	20.92%
788,760	5.04%	572,296	9.64%
12,505,172	79.89%	3,195,463	53.83%
15,653,226	100.00%	5,935,884	100.00%

Benefits assured per life

Rupees

0 - 200,000
 200,001 - 400,000
 400,001 - 800,000
 800,001 - 1,000,000
 More than 1,000,000
Total

Assured at the end of 2023			
Total benefits assured			
Before reinsurance		After reinsurance	
(Rupees in '000)	%	(Rupees in '000)	%
471,581	2.61%	459,016	6.18%
721,784	3.99%	697,874	9.40%
1,665,096	9.20%	1,502,976	20.23%
1,004,175	5.55%	752,665	10.13%
14,226,596	78.65%	4,015,245	54.06%
18,089,232	100.00%	7,427,776	100.00%

Notes to and Forming Part of the Consolidated Financial Statements

b) Sources of uncertainty in the estimation of future benefit payments and premium receipts

Uncertainty in the estimation of future benefit payments and premium receipts for long term unit linked and universal life insurance contracts arises from the unpredictability of long-term changes in overall levels of mortality and variability in policyholder's behaviour (this primarily impacts persistency).

c) Process used to decide on assumptions

- **Mortality:** The expected mortality is assumed at 85% of 1975-80 US Society of Actuaries (SOA) Select and Ultimate Mortality Table.
- **Persistency:** A periodic analysis of the Group's recent and historic experience is performed and persistency is calculated by applying statistical methods. Persistency rates vary by products and more importantly the sales distribution channel.
- **Expense levels and inflation:** A periodic study is conducted on the Group's current business expenses and future projections to calculate per policy expenses. Expense inflation is assumed in line with assumed investment return.
- **Investment returns:** The investment returns assumptions are based on assets backing the portfolio.

d) Change in assumptions

There has been no change in assumptions.

36.2.1.2 Group Life

The main risk written by the Group under the Group Life business is mortality. The Group is exposed to the risk of unexpected claim severity or frequency. This can be a result of writing business with higher than expected mortality (such as mining or other hazardous industries), writing high cover amounts without adequate underwriting, and difficulty of verification of claims, fraudulent claims or a catastrophe. The Group also faces risk such as that of under-pricing to acquire business in a competitive environment and of non-receipt of premium in due time.

The Group manages these risks through its:

- Pricing and Underwriting:

All products of this nature are prepared by the Group's Underwriting Department along with input from relevant sales team members which is then reviewed by the Appointed Actuary.

Pricing is done in line with the actual experience of the Group. The premium charged takes into account the actual historical experience as well as the future expected mortality, considering various characteristics of the client.

At the same time, due caution is applied in writing business in areas of high probability of terrorism. The Group ensures writing business with good geographical spread and tries to maintain a controlled exposure to large groups which generally have poor exposure.

Also, Underwriting and Reinsurance Committee reviews the underwriting performance on a quarterly basis and tracks the adequacy of premium charged.

- Reinsurance:

Reinsurance agreements are in place to limit the mortality risk exposure. The Group also has a catastrophe cover reinsurance agreement covering group life business. Underwriting and Reinsurance Committee reviews every quarter the performance of the treaties.

- Claims handling policy:

The Group through its claims-handling policies has procedures and controls in place to ensure that payment of any fraudulent claims is avoided. Detailed investigation of all material and doubtful claims is conducted. Moreover, Claims committee has assigned claims process authority limits for processing of claims. Claims committee meets on a quarterly basis to review the claims departments' performance and ensures that adequate claims controls are in place.

a) Frequency and severity of claims

The Group has a good spread of business throughout the country thereby ensuring diversification across geographical regions. However, there still is a risk accumulation resulting from catastrophic events which the Group mitigates through a catastrophe reinsurance cover..

The following table presents the concentration of insured benefits across six bands of insured benefits per individual life assured. The benefit insured figures are shown gross and net of the reinsurance contracts described above.

The amounts presented are showing total exposure of the Group including exposure in respect of riders attached to the main policies.

Group Life

Benefits assured per life

	Assured at the end of 2024			
	Total benefits assured			
	Before reinsurance		After reinsurance	
	(Rupees in '000)	%	(Rupees in '000)	%
Rupees				
0-500,000	48,666,841	5.82%	32,490,099	7.77%
500,001-1,000,000	61,627,941	7.37%	41,142,960	9.84%
1,000,001-1,500,000	102,267,262	12.23%	68,273,868	16.33%
1,500,001-2,000,000	62,798,621	7.51%	41,924,509	10.03%
2,000,001-2,500,000	51,844,401	6.20%	34,611,446	8.28%
More than 2,500,000	508,994,950	60.87%	199,533,267	47.75%
Total	836,200,016	100.00%	417,976,149	100.00%

Benefits assured per life

	Assured at the end of 2023			
	Total benefits assured			
	Before reinsurance		After reinsurance	
	(Rupees in '000)	%	(Rupees in '000)	%
Rupees				
0-500,000	37,450,620	5.82%	18,018,956	7.10%
500,001-1,000,000	47,424,582	7.37%	22,815,551	8.99%
1,000,001-1,500,000	78,697,780	12.23%	37,865,185	14.92%
1,500,001-2,000,000	48,325,456	7.51%	23,246,990	9.16%
2,000,001-2,500,000	39,895,849	6.20%	19,186,381	7.56%
More than 2,500,000	391,687,153	60.87%	132,655,043	52.27%
Total	643,481,440	100.00%	253,788,106	100.00%

b) Sources of uncertainty in the estimation of future benefits payments and premium receipts

Other than conducting a liability adequacy for unearned premium reserve, there is no need to estimate mortality for future years because of the short duration of the contracts.

c) Process used to decide on assumptions

Where data is sufficient to be statistically credible, the statistics generated by the data is assigned appropriate credibility factors to account for the Group's experience.

d) Changes in assumptions

There has been no material change in assumptions.

e) Sensitivity analysis

The table below shows the level of respective variation in liabilities for change in each assumption while holding all other assumptions constant.

Notes to and Forming Part of the Consolidated Financial Statements

	Change in variable	Increase in Liability 2024 (Rupees in '000)
Worsening of mortality rates for risk policies	10%	4,128,688
Increase in reporting lag	10%	4,128,688

36.2.1.3 Accident & Health

The products in this fund provide cover against accidental death, disability, sickness and critical illness and are mainly offered as yearly renewable plans. The Group may be exposed to the risk of unexpected claim severity or frequency. This can be a result of fraudulent claims and catastrophic event.

The Group manages these risks through its:

- **Pricing and Underwriting:**

Products of this nature are prepared by the Actuarial department along with input from relevant sales team members which is then reviewed by the Appointed Actuary.

Pricing is done after analysing the actual experience of the group as well as future expectations. The rates are certified by the Appointed Actuary.

Also, Underwriting Committee reviews the underwriting performance of the Group on a quarterly basis.

- **Claims handling policy:**

The Group has procedures in place to ensure that payment of any fraudulent claims is avoided. Detailed investigation of all material and apparently doubtful claims is conducted.

- **Reinsurance:**

The Group has reinsurance arrangement in place covering Accidental & Health business; the treaty's results are reviewed by the Underwriting and Reinsurance Committee on a quarterly basis.

- **Concentration Risk:**

The Group has a good spread of business throughout the country thereby ensuring diversification of geographical risks.

a) **Frequency and severity of claims**

The Group measures concentration of risk by its exposure to catastrophic events. Concentration of risk arising from geographical area is not a factor of concern due to spread of risks across various parts of the country.

The following table presents the concentration of insured benefits across five bands of insured benefits. The benefit insured figures are shown gross and net of the reinsurance contracts described above.

The amounts presented are showing total exposure of the Group including exposure in respect of riders attached to the main policies.

Individual Accident and Health

Benefits assured per life

Rupees

0 - 200,000

200,001 - 400,000

400,001 - 800,000

800,001 - 1,000,000

More than 1,000,000

Total

Assured at the end of 2024			
Total benefits assured			
Before reinsurance		After reinsurance	
(Rupees in '000)	%	(Rupees in '000)	%
860	0.02%	106	0.00%
8,303	0.15%	8,303	0.30%
1,176,973	21.63%	1,167,280	41.62%
577,931	10.62%	577,931	20.61%
3,677,156	67.58%	1,051,126	37.47%
5,441,223	100.00%	2,804,746	100.00%

Benefits assured per life

Rupees

0 - 200,000

200,001 - 400,000

400,001 - 800,000

800,001 - 1,000,000

More than 1,000,000

Total

Assured at the end of 2023			
Total benefits assured			
Before reinsurance		After reinsurance	
(Rupees in '000)	%	(Rupees in '000)	%
992	0.02%	992	0.03%
9,408	0.17%	9,408	0.28%
1,646,757	29.25%	1,646,757	49.65%
596,855	10.60%	596,855	18.00%
3,375,402	59.96%	1,062,526	32.04%
5,629,414	100.00%	3,316,538	100.00%

b) Sources of uncertainty in the estimation of future benefits payments and premium receipts

Other than conducting a liability adequacy for Unexpired Risk Reserves (URR), there is no need to estimate mortality for future years because of the short duration of the contracts.

c) Process used to decide on assumptions

The assumptions are set using the data available.

d) Changes in assumptions

There has been no material change in the assumptions.

36.2.1.4 Management of takaful risk and financial risk

The Group is responsible for managing contracts that result in the transfer of Takaful and Financial Risk from the Participant to the respective Participant Takaful Fund. This section summarizes the risks and the way the Group manages them, as part of the Group's Window Takaful Operations.

Takaful Risk

The PTF issues Takaful contracts that are classified in the following segments:

- Individual Family Takaful
- Group Family Takaful
- Group Health Takaful
- Individual A&H Non-Participating Takaful

Notes to and Forming Part of the Consolidated Financial Statements

36.2.1.4.1 Individual Family Takaful

These risks are managed along similar lines as explained for individual life unit linked and universal life policies.

a) Frequency and severity of claims

Concentration of risk is not a factor of concern due to spread of risks across various parts of the country. However, undue concentration by amounts could have an impact on the severity of benefit payments on a portfolio basis. The Group caters to this risk by entering into suitable Retakaful arrangements. The Group charges for mortality risk (credited to the PTF) on a monthly basis for all Takaful contracts without fixed term.

Moreover, the Group manages these risks through its underwriting strategy and the results are revised quarterly by the Underwriting and Reinsurance Committee.

The table below presents the concentration of covered benefits across five bands of benefits covered. The benefit covered figures are shown gross and net of the retakaful contracts described above.

The amounts presented are showing total exposure of the PTF including exposure in respect of riders attached to the main policies.

Benefits assured per life

Assured at the end of 2024				
Total benefits assured				
Before retakaful		After retakaful		
Rupees				
	(Rupees in '000)	%	(Rupees in '000)	%
0 - 200,000	108,680	0.19%	39,204	0.46%
200,001 - 400,000	382,340	0.65%	183,300	2.13%
400,001 - 800,000	1,945,518	3.33%	703,572	8.17%
800,001 - 1,000,000	936,216	1.60%	386,523	4.49%
More than 1,000,000	55,123,342	94.23%	7,295,999	84.75%
Total	58,496,096	100.00%	8,608,598	100.00%

Benefits assured per life

Assured at the end of 2023				
Total benefits assured				
Before retakaful		After retakaful		
Rupees				
	(Rupees in '000)	%	(Rupees in '000)	%
0 - 200,000	302,069	0.41%	301,392	1.25%
200,001 - 400,000	1,620,911	2.18%	1,610,767	6.67%
400,001 - 800,000	3,680,069	4.94%	3,366,790	13.94%
800,001 - 1,000,000	3,072,625	4.13%	1,748,623	7.24%
More than 1,000,000	65,790,107	88.4%	17,116,628	70.90%
Total	74,465,781	100.00%	24,144,200	100.00%

b) Source of uncertainty in the estimate of future benefits payments and contributions receipts

Uncertainty in the estimation of future benefit payments and contribution receipts for long term takaful contracts arises from the unpredictability of long-term changes in overall levels of mortality and variability in participants' behaviour (this primarily impacts persistency).

c) Process used to decide on assumptions

- Mortality: The expected mortality is assumed at 85% of 1975-80 US SOA Select and Ultimate Mortality Table.

- Persistency: A periodic analysis of the Group's recent and historic experience is performed and persistency is calculated every month. Persistency rates vary by products and more importantly the sales distribution channel.
- Expense levels and inflation: A periodic study is conducted on the Group's current business expenses and future projections to calculate per membership expenses. Expense inflation is assumed in line with assumed investment return.
- Investment returns: The investment returns assumptions are based on the assets backing the portfolio.

d) Changes in assumptions

There has been no change in assumptions.

e) Sensitivity analysis

The size of the fund is not material enough to enable a credible sensitivity analysis due to this immateriality, sensitivity analysis is not conducted.

36.2.1.4.2 Group Life Family Takaful

The main risk written by the Group is mortality. The Group may be exposed to the risk of unexpected claim severity or frequency. This can be a result of writing business with higher than expected mortality (such as mining or other hazardous industries), writing high cover amounts without adequate underwriting, and difficulty of verification of claims, fraudulent claims or a catastrophe. The Group also faces risk such as that of under-pricing to acquire business in a competitive environment and of non-receipt of contribution in due time.

The Group manages these risks through its:

a) Pricing and Underwriting:

All products of this nature are prepared by the Group Underwriting Department along with input from relevant sales team members which is then reviewed by the Appointed Actuary.

Pricing is done in line with the actual experience of the Group. The contribution charged takes into account the actual experience of the group and the nature of mortality exposure the group faces.

At the same time, due caution is applied in writing business in areas of high probability of terrorism. The Group ensures writing business with good geographical spread and tries to maintain a controlled exposure to large groups which generally have poor exposure.

Furthermore, the Group also maintains various MIS that are shared with relevant management to track the adequacy of the contribution charged.

Also, Underwriting & Reinsurance Committee reviews the underwriting performance on a quarterly basis.

b) Retakaful:

Retakaful agreements are in place to limit the mortality exposure. Underwriting & Reinsurance Committee reviews every quarter the performance of the treaties to ensure that adequate retakaful coverage is in place.

c) Claims handling policy:

The Group has procedures in place to ensure that payment of any fraudulent claims is avoided. Detailed investigation of all material and apparently doubtful claims is conducted. Moreover, Claims committee has assigned claims process authority limits for processing of claims. Claims committee meets on a quarterly basis to review the claims department's performance and to make sure that adequate claims controls are in place.

Notes to and Forming Part of the Consolidated Financial Statements

d) Frequency and severity of claims:

The Group measures concentration of risk by its exposure to catastrophic events. Concentration of risk arising from geographical area is not a factor of concern due to spread of risks across various parts of the country. To mitigate risk accumulation resulting from catastrophic events, the Group maintains a catastrophe excess of loss retakaful agreement which protects the waqf fund from exposure to the catastrophic events.

		Covered at the end of 2024			
		Total benefits assured			
Rupees		Before retakaful		After retakaful	
		(Rupees in '000)	%	(Rupees in '000)	%
0-500,000		23,202,009	35.21%	3,760,683	51.27%
500,001-1,000,000		18,305,930	27.78%	2,039,841	27.81%
1,000,001-1,500,000		6,003,133	9.11%	528,802	7.21%
1,500,001-2,000,000		7,808,685	11.85%	474,539	6.47%
2,000,001-2,500,000		3,907,637	5.93%	296,525	4.04%
More than 2,500,000		6,668,683	10.12%	235,018	3.20%
		65,896,077	100.00%	7,335,408	100.00%

		Covered at the end of 2023			
		Total benefits assured			
Rupees		Before retakaful		After retakaful	
		(Rupees in '000)	%	(Rupees in '000)	%
0-500,000		7,195,209	35.21%	6,593,010	51.27%
500,001-1,000,000		5,674,889	27.78%	3,576,130	27.81%
1,000,001-1,500,000		1,861,945	9.11%	927,064	7.21%
1,500,001-2,000,000		2,420,667	11.85%	831,934	6.47%
2,000,001-2,500,000		1,210,696	5.93%	519,850	4.04%
More than 2,500,000		2,067,061	10.12%	412,019	3.20%
		20,430,467	100.00%	12,860,007	100.00%

e) Sources of uncertainty in the estimation of future benefits payments and contribution receipts:

Other than conducting a liability adequacy for unearned contribution reserve, there is no need to estimate mortality for future years because of the short duration of the contracts.

f) Process used to decide on assumptions

Where data is sufficient to be statistically credible, the statistics generated by the data is assigned appropriate credibility factors to account for the group's experience.

g) Changes in assumptions

There has been no material change in assumptions.

h) Sensitivity analysis

The table below shows the level of respective variation in liabilities for change in each assumption while holding all other assumptions constant.

	Change in variable	Increase in Liability 2024 (Rupees in '000)
Worsening of mortality rates	10%	94,331
Increase in reporting lag	10%	94,331

36.2.1.4.3 Group Health Takaful

The main risk written by the Group is morbidity. The Group may be exposed to the risk of unexpected claim severity or frequency. This can be a result of high exposure in a particular geographical region, medical expense inflation, fraudulent claims and catastrophic event. The Group potentially faces the risk of lack of adequate claims control (such as for very large groups). The Group also faces a risk of under-pricing to acquire business in a competitive environment and of non-receipt of contribution in due time.

The Group manages these risks through its:

a) Pricing and Underwriting:

Products of this nature are prepared by Group Underwriting Department along with input from relevant sales team members and Actuarial Department which is then reviewed by the Appointed Actuary.

Pricing is done in line with the actual experience of the Group. The contribution charged takes into account the actual experience of the client and the nature of mortality and morbidity exposure the group faces. The rates are certified by the Appointed Actuary for large groups.

At the same time, due caution is applied in writing business in areas of high probability of terrorism. The Group ensures writing business with good geographical spread and tries to maintain a controlled exposure to large groups which generally have poor exposure.

Furthermore, the Group also maintains various MIS that are shared with relevant management to track the adequacy of the contribution charged.

Also, Underwriting & Reinsurance Committee reviews the underwriting performance of the Group on a quarterly basis.

b) Claims handling policy:

The Group has procedures in place to ensure that payment of any fraudulent claims is avoided. Detailed investigation of all apparently doubtful claims (particularly of high amounts) is conducted. Also, the claims are reviewed and managed by technical staff and doctors while an on-site monitoring and checking is performed.

The Group has pre-determined charges for certain illnesses with its panel hospitals, and to keep a check on medical inflation, it continues to negotiate these rates. The portfolio has a spread across various geographical regions. On the claims handling side, the Group ensures that payment of any fraudulent claims is avoided.

Moreover, Claims committee has assigned claims process authority limits for processing of claims. Claims committee meets on a quarterly basis to review the claims department's performance and make sure that adequate claims controls are in place.

c) Concentration Risk:

The Group has a good spread of business throughout the country thereby ensuring diversification across geographical regions.

d) Frequency and severity of claims

The Group measures concentration of risk by its exposure to catastrophic events. Concentration of risk arising from geographical area is not a factor of concern due to spread of risks across various parts of the country.

Increase in claims severity due to medical inflation is a risk which is being strictly monitored by the Group through annual claims studies and trend analysis. Such trend analysis is also incorporated in Group Health takaful pricing.

e) Sources of uncertainty in the estimation of future benefits payments and contribution receipts

Other than conducting a liability adequacy for unearned contribution reserve, there is no need to estimate mortality for future years because of the short duration of the contracts.

Notes to and Forming Part of the Consolidated Financial Statements

f) Process used to decide on assumptions

Where data is sufficient to be statistically credible, the statistics generated by the data is assigned appropriate credibility factors to account for the group's experience.

An investigation into group's experience is performed periodically, and statistical methods are used to adjust the rates to a best estimate of morbidity. Where data is sufficient to be statistically credible, the statistics generated by the data are assigned appropriate credibility factors to account for the Group's experience.

g) Changes in assumptions

There has been no material change in assumptions.

36.2.1.4.4 Concentration of insurance risk

A concentration of risk may arise from a single insurance contract issued to a particular type of policyholder, within a geographical location or to types of commercial business. The Group minimises its exposure to significant losses by obtaining reinsurance from foreign reinsurers.

To optimise benefits from the principle of average and law of large numbers, geographical spread of risk is of extreme importance. There are a number of parameters which are significant in assessing the accumulation of risks e.g. financial underwriting ensuring a reasonable relationship between the income and insurance amount of insured, determination of insurance amount through some mechanism which precludes individual choices and anti-selection.

The concentration of risk by type of contracts is summarised below by reference to liabilities.

	Gross sum insured		Reinsurance / Retakaful		Net	
	2024	2023	2024	2023	2024	2023
	(Rupees in million)					
Life (participating)	4,345	3,389	1,270	958	3,075	2,431
Life (non-participating) – Individual	15,745	20,991	7,435	10,163	8,310	10,828
Life (non-participating) – Group	836,200	643,481	418,224	389,693	417,976	253,788
Investment Linked	15,653	18,089	9,717	10,661	5,936	7,428
Accident & Health – Individual	5,441	5,629	2,636	2,312	2,805	3,317
Family Takaful – Individual	58,496	74,466	49,887	50,322	8,609	24,144
Family Takaful – Group	65,896	10,114	18,226	2,779	47,670	7,335
Fire and property damage	124,713	84,159	124,089	83,906	624	253
Marine, aviation and transport	86,369	87	84,641	59	1,728	28
Motor	200	77,356	170	76,969	30	387
Health	124	4,945	-	-	124	4,945
Miscellaneous	168,000	176,400	166,320	172,696	1,680	3,704
Window Takaful Operations – Fire and property damage	4,509	5,536	3,054	4,677	1,455	859
Window Takaful Operations – Marine, aviation and transport	7,398	6,000	6,658	5,400	740	600
Window Takaful Operations – Motor	306	200	165	172	141	28
Window Takaful Operations – Health	250	210	-	-	250	210
Window Takaful Operations – Miscellaneous	3,926	3,504	3,534	3,154	393	350
	<u>1,397,571</u>	<u>1,134,556</u>	<u>896,026</u>	<u>813,921</u>	<u>501,545</u>	<u>320,635</u>

36.2.1.4.5 The table below sets out the concentration of insurance contract liabilities by type of contract for the Group:

	Gross liabilities		Gross assets		Net liabilities / (assets)	
	2024	2023	2024	2023	2024	2023
	(Rupees in '000)					
Fire and property damage	9,666,370	9,418,350	7,567,575	8,350,897	2,098,795	1,067,453
Marine, aviation and transport	846,398	1,006,331	1,107,117	943,466	(260,719)	62,865
Motor	1,958,680	2,020,632	1,419,406	1,210,412	539,274	810,220
Health	773,593	923,705	673,256	547,938	100,337	375,767
Miscellaneous	5,290,982	1,602,724	6,124,382	2,520,454	(833,400)	(917,730)
Life participating	1,572,108	1,646,987	2,614,849	2,309,371	(1,042,741)	(662,384)
Life non-participating (individual)	8,794,794	5,678,606	9,170,858	6,163,457	(376,064)	(484,851)
Life non-participating (group)	860,853	659,980	1,066,312	920,243	(205,459)	(260,263)
Investment linked business	12,908,791	7,851,078	12,801,841	7,725,754	106,950	125,324
Accident and health business (individual)	40,168	40,776	22,120	26,957	18,048	13,819
Accident and health business (group)	806,317	368,303	1,014,503	512,479	(208,186)	(144,176)
Pension business fund	531,810	421,777	548,456	435,777	(16,646)	(14,000)
Family Takaful - individual	9,587,562	7,033,338	9,468,137	6,782,568	119,425	250,770
Family Takaful - accident & health individual	8,018	8,815	13,799	13,910	(5,781)	(5,095)
Family Takaful - group	12,709	(4,161)	98,198	44,846	(85,489)	(49,007)
Family Takaful - health	137,683	3,742	231,805	81,495	(94,122)	(77,753)
	53,796,836	38,680,983	53,942,614	38,590,024	(145,778)	90,959

36.2.1.4.6 Unclaimed insurance benefit

Circular 11 of 2014 dated May 19, 2014 issued by the Securities and Exchange Commission of Pakistan (SECP) has established requirement for all insurers to disclose age wise break up of unclaimed insurance benefits in accordance with format prescribed in the annexure to the said circular.

The unclaimed benefits is described in the circular as the amounts which have become payable in accordance with the terms and conditions of an insurance policy but have not been claimed by the policyholders or their beneficiaries. Such unclaimed amounts may fall into the following categories:

	Age-wise Breakup					
	Total Amount	1 to 6 months	7 to 12 months	13 to 24 months	25 to 36 months	Beyond 36 months
	(Rupees in '000)					
Unclaimed maturity benefits	8,483	343	239	2,350	169	5,382
Claims not encashed	238,291	3,544	16,351	76,613	55,420	86,363
Total	246,774	3,887	16,590	78,963	55,589	91,745

36.2.2 Uncertainty in the estimation of future claims payment

Claims on general insurance contracts are payable on a claim occurrence basis. The Group is liable for all insured events that occur during the term of the insurance contract.

An estimated amount of the claim is recorded immediately on intimation to the Group. The estimation of the amount is based on the amount notified by the policyholder, management judgment or preliminary assessment by the independent surveyor appointed for this purpose. The initial estimates include expected settlement cost of the claims. For the estimation of provision of claims incurred but not reported (IBNR), the Group uses historical experience factor based on analysis of the past years claim reporting pattern.

There are several variable factors which affect the amount and timing of recognized claim liabilities. However, the management considers that uncertainty about the amount and timing of claim payments is generally resolved within a year. The Group takes all reasonable measures to mitigate the factors affecting the amount and timing of claim settlements. However, uncertainty prevails with estimated claim liabilities and it is likely that final settlement of these liabilities may be different from recognised amounts.

Notes to and Forming Part of the Consolidated Financial Statements

36.2.3 Key assumptions

The principal assumption underlying the liability estimation of IBNR and premium / contribution deficiency reserve is that the Group's future claim development will follow similar historical pattern for occurrence and reporting. The management uses qualitative judgment to assess the extent to which past occurrence and reporting pattern will not apply in future. The judgment includes external factors e.g. treatment of one-off occurrence claims, changes in market factors, economic conditions, etc.

36.2.4 Sensitivities

Non-life insurance

As the Group enters into short term insurance contracts, it does not assume any significant impact of changes in market conditions on unexpired risks. However, some results of sensitivity testing are set out below:

	Effect of 10% increase in claims		Effect of 10% decrease in claims	
	Consolidated statement of profit or loss	Equity	Consolidated statement of profit or loss	Equity
(Rupees in '000)				
Fire and property damage	(6,895)	(6,895)	6,895	6,895
Marine, aviation and transport	(3,657)	(3,657)	3,657	3,657
Motor	(60,255)	(60,255)	60,255	60,255
Health	(56,264)	(56,264)	56,264	56,264
Miscellaneous	(9,239)	(9,239)	9,239	9,239
Window Takaful Operations	(126,981)	(126,981)	126,981	126,981
	<u>(263,291)</u>	<u>(263,291)</u>	<u>263,291</u>	<u>263,291</u>

Life insurance

The liabilities under Universal Life, Unit Linked, Group Life, Group Accident and Health, Individual Accident and Health and Pension business are not dependent on assumptions related to mortality, persistency, expense or interest rates because the liabilities under these lines of business are either based on actual account values or unearned premium reserve. For the traditional endowment plans, no sensitivity testing is carried out because the liability basis prescribed by the regulations are too conservative and the liability under these plans are less than 5% of total liabilities.

Claims development tables

The following table shows the development of fire claims over a period of time. The disclosure goes back to the period when the earliest material claim arose for which there is still uncertainty about the amount and timing of the claims payments. For other classes of business the uncertainty about the amount and timings of claims payment is usually resolved within a year.

Analysis on gross basis - non-life:

Accident year

	2020 and prior	2021	2022	2023	2024 (including IBNR)	Total
(Rupees in '000)						
Estimate of ultimate claims cost:						
At end of accident year	3,141,773	5,094,381	10,747,467	3,931,009	4,677,273	27,591,903
One year later	3,326,059	5,313,655	12,127,594	3,861,035	-	24,628,342
Two years later	3,348,165	5,168,432	12,130,315	-	-	20,646,912
Three years later	3,488,665	5,181,798	-	-	-	8,670,463
Four years later	3,491,339	-	-	-	-	3,491,339
Estimate of cumulative claims	3,491,339	5,181,798	12,130,315	3,861,035	4,677,273	29,341,760
Cumulative payments to date	(2,894,466)	(4,330,754)	(7,305,872)	(2,619,740)	(1,188,419)	(18,339,251)
Liability recognised in the consolidated statement of financial position	<u>596,873</u>	<u>851,044</u>	<u>4,824,443</u>	<u>1,241,295</u>	<u>3,488,854</u>	<u>11,002,509</u>

For The Year Ended December 31, 2024

The above effects have been worked out on the assumption that increase / decrease in net claims expense pertains to individual segment in isolation.

The following table shows the development of claims over a period of time on gross basis for group life and individual life business:

Accident Year	2020	2021	2022	2023	2024
	(Rupees in '000)				
Group Life					
<i>Estimate of Ultimate Claims Costs:</i>					
At the end of the year	344,392	409,433	382,127	182,017	537,044
1 year later	377,083	473,209	424,127	234,538	-
2 years later	377,583	474,309	424,863	-	-
3 years later	377,583	-	475,259	-	-
4 years later	377,583	-	-	-	-
Current estimates of cumulative claim	377,583	475,259	424,863	234,538	537,044
Cumulative payments to date	(366,456)	(456,805)	(404,283)	(205,427)	(254,965)
Liability recognized in statement of financial position	11,127	18,454	20,580	29,111	241,779
Individual Life					
<i>Estimate of Ultimate Claims Costs:</i>					
At the end of the year	131,009	178,913	128,636	134,476	136,809
1 year later	183,384	233,520	185,732	182,446	-
2 years later	191,984	238,490	190,091	-	-
3 years later	193,427	239,149	-	-	-
4 years later	193,427	-	-	-	-
Current estimates of cumulative claim	193,427	239,149	190,091	182,446	136,809
Cumulative payments to date	185,732	191,664	146,240	103,308	50,258
Liability recognised in statement of financial position	7,695	47,485	43,851	79,138	143,245

36.3 Financial risk

(i) Market risk

Market risk is the risk that the fair value or future cash flows of financial instruments will fluctuate due to changes in market variables such as interest rates, foreign exchange rates and market prices.

(a) Interest rate risk

Interest rate risk is the risk that the fair value or future cash flows of a financial instrument will fluctuate because of changes in market interest rates.

The Group is exposed to interest / mark-up rate risk in respect of the following:

Notes to and Forming Part of the Consolidated Financial Statements

2024							
Interest Rates	Interest / mark-up bearing			Non-interest/mark-up bearing			Total
	Maturity upto one year	Maturity after one year	Sub total	Maturity upto one year	Maturity after one year	Sub total	
(Rupees in '000)							
Financial assets							
Cash and bank balances	5.87% to 13.50%	3,495,846	-	3,495,846	343,870	-	3,839,716
Investments	11.55% to 22.87%	18,303,826	8,384,505	26,688,331	41,279,346	12,414,011	80,381,688
Loans secured against life insurance policies	9.00% to 11.00%	194,406	-	194,406	-	-	194,406
Long-term deposits		-	-	-	-	16,252	16,252
Insurance / takaful / reinsurance / retakaful receivables		-	-	-	6,249,216	-	6,249,216
Accrued income on investments and deposits		-	-	-	351,238	-	351,238
Reinsurance recoveries against outstanding claims		-	-	-	8,026,127	-	8,026,127
Wakalah fees receivable		-	-	-	257,776	-	257,776
Loans, advances and other receivables		-	-	-	3,823,097	-	3,823,097
		21,994,078	8,384,505	30,378,583	60,330,670	12,430,263	103,139,516
Financial liabilities							
Provision for outstanding claims (including IBNR)		-	-	-	11,900,200	-	11,900,200
Amounts due to other insurers / reinsurers		-	-	-	2,737,757	-	2,737,757
Trade and other payables		-	-	-	5,662,765	-	5,662,765
Short term loans	10.75% to 22.84%	1,930,491	-	1,930,491	-	-	1,930,491
Current portion of long term loan and lease liabilities against right-of-use assets		15,710	-	15,710	-	-	15,710
Unclaimed dividend		-	-	-	38,691	-	38,691
Lease liabilities against right-of-use assets	10.81% to 24.01%	-	24,493	24,493	-	-	24,493
		1,946,201	24,493	1,970,694	20,339,413	-	22,310,107
		20,047,877	8,360,012	28,407,889	39,991,257	12,430,263	80,829,409

For The Year Ended December 31, 2024

2023							
Interest Rates	Interest / mark-up bearing			Non-interest/mark-up bearing			Total
	Maturity upto one year	Maturity after one year	Sub total	Maturity upto one year	Maturity after one year	Sub total	
(Rupees in '000)							
Financial assets							
Cash and bank balances	9.00% to 21.25%	4,279,927	-	4,279,927	157,185	-	4,437,112
Investments	7.50% to 24.47%	13,025,064	4,737,059	17,762,123	42,652,023	8,938,147	69,352,293
Loans secured against life insurance policies	9.00% to 11.00%	195,945	-	195,945	-	-	195,945
Long-term deposits		-	-	-	23,008	23,008	23,008
Insurance / takaful / reinsurance / retakaful receivables		-	-	-	4,393,820	-	4,393,820
Accrued income on investments and deposits		-	-	-	401,707	-	401,707
Reinsurance recoveries against outstanding claims		-	-	-	6,819,523	-	6,819,523
Wakalah fees receivable		-	-	-	155,810	-	155,810
Loans, advances and other receivables		-	-	-	2,711,961	-	2,711,961
		17,500,936	4,737,059	22,237,995	57,292,029	8,961,155	88,491,179
Financial liabilities							
Provision for outstanding claims (including IBNR)		-	-	-	8,099,160	-	8,099,160
Amounts due to other insurers / reinsurers		-	-	-	3,574,887	-	3,574,887
Trade and other payables		-	-	-	5,727,033	-	5,727,033
Short term loans	7.3% to 7.65%	2,616,765	-	2,616,765	-	-	2,616,765
Current portion of long term loan and lease liabilities against right-of-use assets		45,182	-	45,182	-	-	45,182
Unclaimed dividend		-	-	-	34,456	-	34,456
Lease liabilities against right-of-use assets	7.85% to 8.00%	-	38,147	38,147	-	-	38,147
		2,661,947	38,147	2,700,094	17,435,536	-	20,135,630
		14,838,989	4,698,912	19,537,901	39,856,493	8,961,155	68,355,549

Notes to and Forming Part of the Consolidated Financial Statements

Sensitivity analysis

Interest / mark-up rate risk is the risk that value of a financial instrument or future cash flows of a financial instrument will fluctuate due to changes in the market interest/mark-up rates. Sensitivity to interest / mark up rate risk arises from mismatches of financial assets and liabilities that mature or re-price in a given period. The Group manages these mismatches through risk management strategies where significant changes in gap position can be adjusted. Borrowing arrangements have variable rate pricing that is dependent on the Karachi Inter Bank Offer Rate (KIBOR) as indicated in respective notes. The table below summarises the Group's interest rate risk as of December 31, 2024 and 2023 and shows the effects of a hypothetical 1% increase and a 1% decrease in interest rates as at the year end.

	Impact on consolidated statement of profit or loss	
	Increase	Decrease
	(Rupees in '000)	
As at December 31, 2024		
Cash flow sensitivity - variable rate financial liabilities	(19,707)	19,707
Cash flow sensitivity - variable rate financial assets	303,786	(303,786)
As at December 31, 2023		
Cash flow sensitivity - variable rate financial liabilities	(26,604)	26,604
Cash flow sensitivity - variable rate financial assets	153,757	(153,757)

(b) Foreign currency risk

Currency risk is the risk that the value of a financial asset or liability will fluctuate due to changes in foreign currency rates. Foreign exchange risk arises mainly where receivables and payables exist due to transactions in foreign currencies. As of the balance sheet date, the Group does not have material assets or liabilities which are exposed to foreign currency risk.

(c) Price risk

Price risk represents the risk that the fair value of a financial instrument will fluctuate because of changes in the market prices (other than those arising from interest / mark up rate risk or currency risk), whether those changes are caused by factors specific to the individual financial instrument or its issuer, or factors affecting all or similar financial instruments traded in the market. Group is exposed to price risk since it has investments in quoted equity securities and mutual funds amounting to Rs. 52,279 million (2023: Rs. 49,997 million) at the reporting date.

The Group's strategy is to hold its strategic investments for long period of time. Thus, Group's management is not concerned with short term price fluctuations with respect to its strategic investments provided that the underlying business, economic and management characteristics of the investee remain favourable. The Group strives to maintain above average levels of shareholders' capital to provide a margin of safety against short term price volatility. The Group manages price risk by monitoring exposure in quoted equity and debt securities and implementing the strict discipline in internal risk management and investment policies.

The carrying value of investments subject to price risk are based on quoted market prices as of the reporting date except for investments in associates which are carried under equity method of accounting.

Market prices are subject to fluctuation and consequently the amount realised in the subsequent sale of an investment may significantly differ from the reported market value. Furthermore, amount realised in the sale of a particular security may be affected by the relative quantity of the security being sold.

Sensitivity analysis

The table below summarises the Group's price risk as of December 31, 2024 and 2023 and shows the effects of a hypothetical 10% increase and a 10% decrease in market prices as at the year end. The selected hypothetical change does not reflect what could be considered to be the best or worst case scenarios. Indeed, results could be worse in Group's investment portfolio because of the nature of markets. The impact of hypothetical change would be as follows:

	Fair value	Hypothetical price change	Estimated fair value after hypothetical change in prices	Hypothetical increase/(decrease) in shareholders' equity	Hypothetical increase(decrease) in profit/(loss) before tax
	(Rupees in '000)				
2024	80,381,688	10% increase	88,419,857	8,038,169	8,038,169
		10% decrease	72,343,519	(8,038,169)	(8,038,169)
2023	69,257,760	10% increase	59,941,276	5,449,207	5,449,207
		10% decrease	49,042,862	(5,449,207)	(5,449,207)

(ii) Liquidity risk

Liquidity risk is the risk that the Group will encounter difficulty in meeting obligations associated with its financial liabilities. To guard against the risk, the Group maintains balance of cash and other equivalents and readily marketable securities. The maturity profile of assets and liabilities are also monitored to ensure adequate liquidity is maintained. All financial liabilities of the Group are short term in nature.

Liquidity risk is the risk that the Group may not be able to generate sufficient cash resources to settle its obligations in full as they fall due or can only do so on terms that are materially disadvantageous.

The table below analyses the Group's financial liabilities into relevant maturity groupings based on the remaining period at the reporting date to the contractual maturity date on an undiscounted cash flow basis.

2024				
	Carrying amount	Contractual cash flow	Upto one year	More than one year
	(Rupees in '000)			
Provision for outstanding claims [including IBNR]	11,900,200	11,900,200	11,900,200	-
Amount due to other insurers / reinsurers	2,737,757	2,737,757	2,737,757	-
Trade and other payables	5,662,765	5,662,765	5,662,765	-
Short term loans	1,930,491	1,930,491	1,930,491	-
Current portion of long term loan and lease liabilities against right-of-use assets	15,710	15,710	15,710	-
Unclaimed dividend	38,691	38,691	38,691	-
Lease liabilities against right-of-use assets	24,493	24,493	-	24,493
	22,310,107	22,310,107	22,285,614	24,493

2023				
	Carrying amount	Contractual cash flow	Upto one year	More than one year
	(Rupees in '000)			
Provision for outstanding claims	8,099,160	8,099,160	8,099,160	-
Amount due to other insurers / reinsurers	3,574,887	3,574,887	3,574,887	-
Trade and other payables	5,727,033	5,727,033	5,727,033	-
Short term loan	2,616,765	2,616,765	2,616,765	-
Current portion of long term loan and liabilities against right-of-use assets	45,182	95,182	95,182	-
Unclaimed dividend	34,456	34,456	34,456	-
Lease liabilities against right-of-use assets	38,147	38,147	-	38,147
	20,135,630	20,185,630	20,147,483	38,147

(iii) Credit risk

Credit risk is the risk that arises with the possibility that one party to a financial instrument will fail to discharge its obligation and cause the other party to incur a financial loss. The Group attempts to control credit risk by monitoring credit exposures by undertaking transactions with a large number of counterparties in various industries and by continually assessing the credit worthiness of counterparties.

Concentration of credit risk occurs when a number of counterparties have a similar type of business activities. As a result, any change in economic, political or other conditions would effect their ability to meet contractual obligations in similar manner. The Group's credit risk exposure is not significantly different from that reflected in the financial statements. The management monitors and limits the Group's exposure to credit risk through monitoring of client's exposure and conservative estimates of provisions for doubtful assets, if any. The management is of the view that it is not exposed to significant concentration of credit risk as its financial assets are adequately diversified in entities of sound financial standing, covering various industrial sectors.

Notes to and Forming Part of the Consolidated Financial Statements

	2024	2023
	(Rupees in '000)	
Cash and bank balances	3,839,716	4,437,112
Investments	11,484,810	7,039,945
Loans secured against life insurance policies	194,406	195,945
Long-term deposits	16,252	23,008
Amounts due from other insurers / reinsurers - unsecured	6,249,216	4,393,820
Accrued income on investments and deposits	351,238	401,707
Reinsurance recoveries against outstanding claims	8,026,127	6,819,523
Wakalah fees receivable	257,776	155,810
Loans, advances and other receivables	3,823,097	2,711,961
	34,242,638	26,178,831

The Group did not hold any collateral against the above during the year. The management continuously monitors the credit exposure towards the policyholders and other insurers / reinsurers and makes provision against those balances considered doubtful of recovery. The movement in the provision for doubtful receivables account is shown in notes 8.2 and 8.3. The remaining past due balances were not impaired as they relate to a number of policy holders and other insurers / reinsurers for whom there is no recent history of default.

The credit quality of Group's bank balances can be assessed with reference to external credit ratings as follows:

Bank deposits	Rating Agency	Rating	
		Short Term	Long Term
Albaraka Bank (Pakistan) Limited	VIS	A-1	A+
Bank AL-Habib Limited	PACRA	A-1+	AAA
Bank Alfalah Limited	PACRA	A-1+	AA+
BankIslami Pakistan Limited	PACRA	A-1	A+
Bank of Punjab	PACRA	A-1+	AA+
HBL Microfinance Bank Limited	VIS	A-1	A+
Khushali Microfinance Bank Limited	VIS	A-2	A-
Dubai Islamic Bank Pakistan Limited	VIS	A-1+	AA
Faysal Bank Limited	PACRA	A1+	AA
FINCA Microfinance Bank Limited	PACRA	A-3	BBB+
Habib Bank Limited	VIS	A-1+	AAA
Habib Metropolitan Bank Limited	PACRA	A-1+	AA+
Meezan Bank Limited	VIS	A-1+	AAA
MCB Bank Limited	PACRA	A-1	A+
Mobilink Microfinance Bank Limited	PACRA	A-1	A
NRSP Microfinance Bank Limited	PACRA	A-2	A-
National Bank of Pakistan	PACRA	A-1+	AAA
SilkBank Limited	VIS	A-2	A-
Soneri Bank Limited	PACRA	A-1+	AA-
Standard Chartered Bank (Pakistan) Limited	PACRA	A-1+	AAA
Bank Makramah Limited (formerly "Summit Bank Limited")	Not rated	Not rated	Not rated
Telenor Microfinance Bank Limited	PACRA	A-1	A
U Microfinance Bank Limited	PACRA	A-1	A+
United Bank Limited	VIS	A-1+	AAA
Askari Bank Limited	PACRA	A1+	AA+
Allied Bank Limited	PACRA	A-1+	AAA

The age analysis of premiums / contributions due but unpaid, amounts due from other insurers / reinsurers / other takaful companies / re-takaful operators and receivable from clients securities and commodity contracts against purchase of marketable is as follows:

	2024	2023
	(Rupees in '000)	
Upto 1 year	5,454,961	4,209,838
1-2 years	915,241	449,150
2-3 years	330,990	209,986
Over 3 years	712,427	355,619
	7,413,619	5,224,593

Concentration of credit risk exists when changes in economic or industry factors affect the group of counterparties whose aggregate credit exposure is significant in relation to the Group's total credit exposure. The Group's portfolio of financial assets subject to credit risk is broadly diversified and transactions are entered into with diverse credit worthy counterparties thereby mitigating any significant concentration of credit risk.

Sector wise analysis of premiums due but unpaid

	2024	2023
	(Rupees in '000)	
Foods and beverages	359,100	191,137
Financial services	354,297	374,363
Pharmaceuticals	99,731	40,632
Textile and composites	484,963	345,975
Plastic industries	-	-
Engineering, Technology and Communication	120,360	73,983
Other manufacturing	171,679	223,566
Miscellaneous	1,126,877	561,856
	2,717,007	1,811,512

The credit quality of amount due from other insurers and reinsurers can be assessed with reference to external credit ratings as follows:

	Amount due from other insurers / reinsurers	Reinsurance recoveries against outstanding claims	Prepaid reinsurance premium ceded	2024	2023
	(Rupees in '000)				
A- or above (including PRCL)	2,557,791	5,460,814	1,979,534	9,940,770	10,843,045
BBB and B+	395,843	864,504	313,381	1,573,728	585,652
Others	778,774	1,700,809	616,539	3,096,122	498,380
Total	3,732,408	8,026,127	2,909,454	14,610,620	11,927,077

37 FAIR VALUE MEASUREMENT

International Financial Reporting Standard 13, 'Fair Value Measurement' requires the Group to classify assets using a fair value hierarchy that reflects the significance of the inputs used in making the measurements. The fair value hierarchy has the following levels:

- Fair value measurements using quoted price (unadjusted) in an active market for identical assets or liabilities.
- Fair value measurements using inputs other than quoted prices included within level 1 that are observable for the asset or liability, either directly (i.e. as prices) or indirectly (i.e. derived from prices).
- Fair value measurement using inputs for the asset or liability that are not based on observable market data (i.e. unobservable inputs).

As at December 31, 2024, the Group held the following financial instruments measured at fair value:

	2024		
	Level 1	Level 2	Level 3
	(Rupees in '000)		
Assets carried at fair value			
Available-for-sale	-	34,641,439	-
Fair value through other comprehensive income	40,107,551	187,751	984,044
Fair value through profit or loss	638,789	3,822,114	-
	2023		
	Level 1	Level 2	Level 3
	(Rupees in '000)		
Assets carried at fair value			
Available-for-sale	-	23,478,133	-
Fair value through other comprehensive income	41,368,567	370,804	912,652
Fair value through profit or loss	321,766	2,805,838	-

Notes to and Forming Part of the Consolidated Financial Statements

Valuation technique used in determination of fair values within level 2 is as follows:

Item	Valuation approach and input used
Government securities	The fair value of Government securities is derived using PKRV rates. PKRV rate is average of the yield-to-maturity on government securities traded in the secondary market and determined at the end of day. The yield-to-maturity on government securities is quoted by the six (06) brokerage houses keeping in view the yield-to-maturity on government securities traded in the secondary market.
Mutual funds	The fair value of mutual funds is derived from using rates published on Mutual Funds Association of Pakistan.
Unquoted equity securities	The fair value of unlisted investments has been determined based on the 'Market Approach' where market multiples derived from comparable securities are used.
Seed preference shares	The fair value of seed preference shares has been determined based on the net asset value of the investee.
Term finance certificates	The fair value of term finance certificates is derived from using rates published on Mutual Funds Association of Pakistan.

Valuation technique used in determination of fair values within level 3 is as follows:

Item	Valuation approach and input used
Unquoted equity securities	The fair value of unlisted investments is determined using the Price to Earnings multiple (PE) of comparable securities in different countries with the exception of one security which has been valued using the discounted cashflows (DCF) model.

38 CAPITAL MANAGEMENT

The Holding Company's objectives when managing capital are to safeguard the Holding Company's ability to continue as a going concern in order to provide returns for shareholders and benefit for other stakeholders and to maintain an optimal capital structure to reduce the cost of capital. In order to maintain or adjust the capital structure, the Holding Company may adjust the amount of dividend paid to shareholders, return capital to shareholders, issue new shares or sell assets to reduce debt.

39 CORRESPONDING FIGURES


Corresponding figures has been rearranged or reclassified, wherever necessary. There has been no significant reclassification during the year.

40 DATE OF AUTHORISATION FOR ISSUE

These consolidated financial statements were authorised for issue on March 24, 2025 by the Board of Directors of the Holding Company.

41 EVENTS AFTER THE REPORTING DATE

The Board of Directors of the Holding Company has proposed a final dividend out of its profits for the year ended December 31, 2024 of Rs. 4 per share (2023: Rs. 4 per share), amounting to Rs 570.522 million (2023: Rs 570.522 million) in its meeting held on March 24, 2025 for the approval of the members at the annual general meeting to be held on April 29, 2025. The consolidated financial statements for the year ended December 31, 2024 do not include the effect of these appropriations which will be accounted for in the consolidated financial statements for the year ending December 31, 2025.



Chief Executive Officer



Director



Chief Financial Officer

Notice of the Annual General Meeting of IGI Holdings Limited

Notice is hereby given that the 71st Annual General Meeting (AGM) of IGI Holdings Limited (the Company) will be held on Wednesday, the 30th day of April, 2025 at 3:30 p.m. at the Auditorium of The Institute of Chartered Accountants of Pakistan, Chartered Accountants Avenue, Clifton, Karachi and virtually via Zoom to transact the following business:

ORDINARY BUSINESS

1. To confirm the minutes of the Annual General Meeting (AGM) of the Company held on April 29, 2024.
2. To receive, consider and adopt the Standalone and Consolidated Audited Financial Statements of the Company for the year ended December 31, 2024 together with the Chairman's Review Report and Directors' and Auditors' Reports thereon can be downloaded from following link and/or QR Code:



<https://igiholdings.com.pk/annual-reports/>


3. To consider and approve the payment of final cash dividend of 40% (Rs. 4/- per share) for the financial year ended December 31, 2024 as recommended by the Board of Directors of the Company. This is in addition to the interim cash dividend of 20% (Rs. 2/- per share) already paid during the year bringing the cash dividend for the financial year 2024 to 60% (Rs 6/- per share).
4. To appoint statutory auditors for the year 2025 and fix their remuneration. The current auditors, M/s. A. F. Ferguson & Co. (Chartered Accountants), being eligible for re-appointment, have consented to be appointed as auditors for the Company for the financial year 2025 and the Board of Directors has recommended their re-appointment.

ANY OTHER BUSINESS

5. To transact any other business with the permission of the Chairman.

Karachi
April 09, 2025

By Order of the Board


Saniya Saeed Khan
Company Secretary

Notes:

- 1. Closure of Share Transfer Books:**
The Share Transfer Books of the Company shall remain closed from April 24, 2025 to April 30, 2025 (both days inclusive). Only person whose names appear in the register of members of the Company as at April 23, 2025 will be treated in time for the purpose of attending the meeting.
- 2. Participation in the 71st AGM Proceedings via Video-Link Facility:**
The Securities and Exchange Commission of Pakistan ("SECP") has vide its Circulars issued from time to time directed the listed companies to hold general meetings virtually in addition to the requirements of holding physical meeting. The following arrangements have been made by the Company to further facilitate the participation of the shareholders in the AGM:

The shareholders interested in attending the AGM virtually are requested to register themselves by sending their particulars at the designated email address agm.igiholdings@igi.com.pk mentioning their Name, Folio Number, CNIC Number and Email Address by the close of business hours on April 28, 2025. Upon receipt of the above information from the shareholders/proxies, the Company will share the login details to their email address, which will enable them to join the said AGM through video-link. To attend through video-link, members should download the application/software through <https://zoom.us/download>. Members will be able to participate in the AGM proceedings by logging into this application/ software using the login details provided
- 3. Attendance in the Meeting:**
A Member entitled to attend and vote at the Annual General Meeting and is entitled to appoint another person as a proxy to attend and vote instead of him/her. A proxy need not be a member of the Company. The proxy forms duly completed and signed by the member appointing the proxy must be deposited with the Company's Share Registrar, FAMCO Share Registration Services (Pvt) Limited, 8F, next to Hotel Faran, Nursery Block 6, P.E.C.H.S., Sharah-e-Faisal, Karachi, not later than forty-eight (48) hours before the time appointed for the Meeting.

Shareholders having physical shares are requested to promptly notify any change in their particulars to Company's Share Registrar, in writing whereas CDC account holders are requested to update their addresses with their CDC Participant/CDC Investor Account Services on immediate basis of any change occurring in the particulars.

4. Guidelines for CDC Account Holders / Non-CDC Members:

a) For attending the meeting.

- i. In case of individuals, the account holder or sub-account holder and/ or the person, whose securities are in group account and their registration details are uploaded as per the regulations, shall authenticate identity by showing his/her original Computerized National Identity Card (CNIC) or original passport at the time of attending the meeting.
- ii. In case of corporate entity, the Board of Directors' resolution / power of attorney with specimen signature of the nominee shall be produced at the time of meeting.

b) For appointing proxies

- i. In case of individuals, the account holder or sub-account holder and/ or the person, whose securities are in group account and their registration detail is uploaded as per the regulations, shall submit the proxy form as per the above requirement.
- ii. The proxy form shall be witnessed by the two persons whose names, addresses and CNIC numbers shall be mentioned on the form.
- iii. Attested copies of CNIC or the passport of the beneficial owners and the proxy shall be furnished with the proxy form.
- iv. The proxy shall produce his/her original CNIC or original passport at the time of the meeting.
- v. In case of corporate entity, the Board of Directors' resolution/power of attorney with specimen signature shall be submitted to the Company along with proxy form.

5. Circulation of Audited Financial Statements through E-mail and by QR CODE:

In accordance with Section 223 of the Companies Act, 2017 and pursuant to SRO 389(1)/2023 dated 21 March 2023, the audited financial statements of the Company for the year ended December 31, 2024, along with the Directors, Auditors, and Chairman Reports thereon, Notice of Annual General Meeting, and other related material have been made available on the Company's website and published for sharing via a QR Code. The same can be downloaded and viewed from the QR enabled code and web-link. The Company has obtained shareholders' approval to do so in one of its General Meetings.

Furthermore, members are hereby informed that under Section 223(6) and 473 of the Companies Act 2017, whereby circulation of Audited Financial Statements and Notice of the Meeting has been allowed in electronic format through email, the same has been circulated through email in cases where email address has been provided by the shareholder to the Company and hence the consent of shareholder to receive the copies of the same through email is not required.

Shareholders can request a hard copy of the same, which shall be provided free of cost, within one week, if a request has been made by the shareholder on the standard request form available on the website of the Company. <http://igiholdings.com.pk/>.

6. Conversion of Physical Shares into the Book Entry Form:

As per Section 72 of the Companies Act, 2017, every existing listed company shall be required to replace its physical shares with book-entry form in a manner as may be specified and from the date notified by the SECP. The Company has reached out to its shareholders through newspaper notices requesting those who have physical shareholding. The shareholders are hereby again encouraged to open a CDC sub-account with any broker or Investor Account directly with CDC to convert their physical shares into scripless form. This is beneficial in many ways, including safe custody and sale of shares, any time they want, as the trading of physical shares is not permitted as per existing regulations of the Pakistan Stock Exchange.

7. Payment of Cash Dividend Through Electronic Mode (Mandatory)

Under the Section 242 of the Companies Act, 2017, it is mandatory for all listed companies to pay cash dividend to its shareholders through electronic mode directly into the bank account designated by the entitled shareholders. In order to receive dividend directly into their bank account. Furthermore, in accordance with the Companies (Distribution of Dividend) Regulations, 2017, shareholders are advised to provide their CNIC Number and International Bank Account Number (IBAN) details, if they have not already done so, to our Share Registrar (if shares are held in physical form) at their above-referred office address or to the respective Participants/Broker (if shares are held through CDS Account). In case of non-receipt of information, the Company will be constrained to withhold payments of dividend.

8. Unclaimed Shares/Unpaid Dividend:

Shareholders who could not collect their dividend /physical/bonus shares are advised to contact our Share Registrar to collect/enquire about their unclaimed dividend or shares, if any. In compliance with Section 244 of the Companies Act, 2017, after having completed the stipulated procedure, all such dividend and shares outstanding for a period of three (3) years or more from the date due and payable shall be deposited to the credit of the Federal Government in case of unclaimed dividend and in case of shares, shall be delivered to the SECP.

9. Submission of Copy of Valid CNIC and/or NTN (Mandatory)

Further to SECP's directives, including SRO 831(1)/2012 and other relevant rules, for processing of electronic dividend the shareholder should provide CNIC number, except in the case of minor(s) and corporate shareholders.

Accordingly, individual members who have not yet submitted a copy of their valid CNIC to the Company's Share Registrar are once again requested to send their CNIC copy at the earliest directly to the Company's Share Registrar. Corporate members are requested to provide their NTN and Folio Number along with the authorized representative's CNIC copy.

As per Regulation No. 6 of the Companies (Distribution of Dividend) Regulations, 2017 and Section 243(3) of the Companies Act, 2017, the Company will be constrained to withhold payment of dividend to shareholders in case of non-availability of CNIC and/or NTN of the shareholder or authorized person, as the case may be.

10. Withholding Tax on Dividend Income:

- a. Pursuant to Section 150 of the Income Tax Ordinance, 2001, withholding tax on dividend paid will be deducted for 'Filer' and 'Non-Filer' shareholders at 15% and 30% respectively. All members/shareholders whose names are not entered into the Active Tax-payers List (ATL) provided on the website of the Federal Board of Revenue (FBR), despite the fact that they are filers, are advised to make sure that their names along with their valid CNICs/NTNs (National Tax Numbers) are entered into ATL, before April 23, 2025; enabling the Company to make required tax deduction on the amount of cash dividend. Accordingly, shareholders are also advised to check and ensure their respective status as appearing in the ATL available at FBR's website <http://www.fbr.gov.pk/> as well as to ensure that their CNIC/Passport number has been recorded by the Participant/Investor Account Services or by Share Registrar (in case of physical shareholding). Corporate bodies (non-individual shareholders) should ensure that their names and NTN are available in the ATL maintained on FBR website and recorded by respective Participant/Investor Account Services or in case of physical shareholding by Company's Share Registrar.
- b. According to the FBR, withholding tax in case of joint shareholders accounts will be determined separately based on the 'Filer/ Non-Filer' status of the principal shareholder as well as the status of the joint holder(s) as per their shareholding proportions. Members that hold shares jointly with other shareholders are requested to provide, in writing, the shareholding proportions of the principal shareholder and the joint holder(s) in respect of shares held by them to the Company's Share Registrar, M/s FAMCO Shares Registration Services (Pvt.) Limited. In case the required information is not provided to the Company's Registrar by April 23, 2025 it will be assumed that the shares are held in equal proportion by the principal shareholder and the joint holder(s).
- c. Withholding tax exemption from dividend income shall only be allowed if a copy of valid tax exemption certificate is made available to the Company's Share Registrar by April 23, 2025.
- d. Non-resident shareholder(s) shall submit declaration of such undertaking with copy of valid passport under definition contained in Section 82 of the Income Tax Ordinance, 2001 for determination of their residential status for the purposes of tax deduction on dividend to the Company Share Registrar latest by April 23, 2025. Member may send a declaration using a standard format as placed on Registrar and Company's websites as mentioned below:

www.famcosrs.com & www.igiholdings.com.pk

11. Zakat Deduction

To claim exemption from compulsory deduction of Zakat, shareholders are requested to submit a notarized copy of Zakat Declaration Form "CZ-50" on NJSP of Rs. 200/- to the Share Registrar. In case shares are held in scripless form such Zakat Declaration Form (CZ -50) must be uploaded in the CDC account of the shareholder, through their participant/ Investor Account Services.

For any query/problem/information, the members/investors may contact the Company and/or the Share Registrar at the following phone numbers and email addresses:

Contact Persons:

M. Nasir Iqbal (Corporate Affairs)

Phone: 111-308-308

nasir.iqbal@igi.com.pk

M. Salman Rauf (Share Registrar)

Phone : 92-21-34380101-4

92-21-34384621-3

The Company Secretary
IGI Holdings Limited
7th Floor, The Forum, Suite No. 701-713, G-20, Block-9,
Khayaban-e-Jami, Clifton,
Karachi-75600, Pakistan

Form of Proxy

71st Annual General Meeting

I/We _____

of _____ being member(s) of

IGI Holdings Limited and holder of _____

Ordinary Shares as per Share Register Folio _____ and/or CDC Participant I.D. No. and

Sub Account No. _____ hereby appoint _____ of

_____ or failing him / her _____

of _____ as my/our proxy in my/our absence to attend and vote for me/us on my/our behalf at the Seventieth Annual General Meeting of the Company to be held on Wednesday, the 30th day of April 2025, at 3:30 p.m. at the Auditorium of the Institute of Chartered Accountants of Pakistan, Chartered Accountants Avenue, Clifton, Karachi and at any adjournment thereof.

Signed _____ this day of _____ 2025.

1. Witness

Signature:

Name: _____

Address: _____

CNIC or _____

Passport No. _____

Signature

(Signature should agree with the
specimen signature registered with
the Company)

2. Witness

Signature:

Name: _____

Address: _____

CNIC or _____

Passport No. _____

Note: Proxies, in order to be effective, must be received by the Share Registrar of the Company not less than 48 hours before the meeting.

CDC Shareholders and their proxies are each requested to attach an attested photocopy of their Computerized National Identity Card or Passport with this proxy form before submission to the Company.

The shareholders having shares deposited with the Central Depository Company (CDC) are requested to bring their original Computerized National Identity Cards and CDC account number for verification.

The Company Secretary

IGI Holdings Limited
7th Floor, The Forum,
Suite No. 701-713, G-20,
Block-9, Khayaban-e-Jami, Clifton
Karachi-75600, Pakistan

AFFIX
CORRECT
POSTAGE

Request for Annual Report and Notices Through Post

The Registrar

FAMCO Share Registration Services (Pvt.)
Limited,
8-F, Next to Hotel Faran
Block-6, Nursery, P.E.C.H.S.
Shahrah-e-Faisal
Karachi-74000

Dear Sir,

I hereby request you to send me the Annual Report of IGI Holdings Limited for the year ended December 31, 2024 and all notices under the Companies Act, 2017 at my postal address given below:

(Postal address of the shareholder)

The above address will be recorded in the members register maintained under Section 119 of the Companies Act, 2017. I will inform the Company and its Share Registrar about any change in my postal address immediately.

Regards,

(Signature)

Name of the Shareholders

Folio No:

(In case of physical shareholding)

CDC Account No.: _____

Note: Individual CDC Account holders should submit copy of their Computerized National Identity Card (CNIC) alongwith this request form.

The Company Secretary

IGI Holdings Limited
7th Floor, The Forum,
Suite No. 701-713, G-20,
Block-9, Khayaban-e-Jami, Clifton
Karachi-75600, Pakistan

AFFIX
CORRECT
POSTAGE

Electronic Credit Mandate Form

Dear Shareholder,

We wish to inform you that in accordance with the provisions of Section 242 of the Companies Act, 2017, it is mandatory for a listed company to pay cash dividend to shareholders only through electronic mode directly into the bank account designated by the entitled shareholders.

In order to receive your dividends directly into your bank account, please complete the particulars as mentioned below and return this letter duly signed along with a copy of your Computerized / Smart National Identity Card (CNIC/SNIC) to the Share Registrar of the Company, M/s FAMCO Share Registration Services (Pvt.) Limited, 8-F, Near Hotel Faran, Nursery, Block 6, P.E.C.H.S., Shahrah-e-Faisal, Karachi.

CDC shareholders are requested to submit their Dividend Mandate Form and CNIC/SNIC directly to their broker (participant)/CDC

Yours faithfully
For IGI Holdings Limited

(Saniya Saeed Khan)
Company Secretary

SHAREHOLDERS'S SECTION:

I hereby communicate to receive my future dividends directly in my Bank account as per details given below:

Name of shareholder: -----

Folio Number / CDC Account No.: -----

Contact number of shareholder: -----

Title of bank account of shareholder: -----

IBAN Number (see below Note No.1): -----

Name of Bank: -----

Bank branch & full mailing address: -----

CNIC/SNIC No. (Copy attached) :-----

NTN (in case of corporate entity): -----

It is stated that the above particulars given by me are correct and to the best of my knowledge. I shall keep the Company/broker (participant)/CDC informed in case of any changes in the said particulars in future.

Shareholder's Signature

CNIC/SNIC No.
(Copy attached)

Date:_____

Note:

1. Please provide complete International Bank Account Number (IBAN), after checking with your concerned branch to enable electronic credit directly into your bank account.
2. Please provide declaration for non-deduction of Zakat, if applicable.
3. The payment of cash dividend will be processed based on the bank account number alone. The Company is entitled to rely on the account number as per your instructions. The Company shall not be responsible for any loss, damage, liability or claim arising, directly or indirectly, from any error, delay, or failure in performance of any of its obligations hereunder which is caused by incorrect payment instructions and /or due to any event beyond the control of the Company.

The Company Secretary

IGI Holdings Limited
7th Floor, The Forum,
Suite No. 701-713, G-20,
Block-9, Khayaban-e-Jami, Clifton
Karachi-75600, Pakistan

AFFIX
CORRECT
POSTAGE

الیکٹرونک کریڈٹ مینڈیٹ فارم

معزز شیئر ہولڈر

آپ کو مطلع کیا جاتا ہے کہ کمپنیز ایکٹ 2017 کے سیکشن 242 کی شقوں کے مطابق ایک لکھڑ کمپنی کے لئے یہ ضروری ہے کہ وہ اپنے شیئر ہولڈرز کو نقد منافع منقسمہ کی ادائیگی صرف بذریعہ الیکٹرونک طریقہ کار براہ راست شیئر ہولڈرز کی جانب سے نامزد کردہ بینک اکاؤنٹ میں کرے۔

اپنے منافع منقسمہ کو براہ راست اپنے بینک اکاؤنٹ میں وصولی کی غرض سے برائے مہربانی ذیل میں درج کوائف کو مکمل کریں اور اس خط کو باقاعدہ دستخط کر کے اپنے کمپیوٹرائزڈ/اسمارٹ شناختی کارڈ کی کاپی کے ہمراہ کمپنی کے رجسٹرار میسرز فیکو شیئرز رجسٹریشن سروسز (پرائیویٹ) لمیٹڈ، 8-ایف، نزد ہوٹل فاران، نرسری، بلاک-6، پی ای سی ایچ ایس، شاہراہ فیصل، کراچی کو جمع کرا دیں۔ سی ڈی سی شیئر ہولڈرز سے درخواست ہے کہ اپنے منافع منقسمہ کے مینڈیٹ اور کمپیوٹرائزڈ شناختی کارڈ کی کاپی کو براہ راست اپنے بروکر (پرائیویٹ) / سی ڈی سی کو جمع کرا دیں۔

آپ کی مخلص
برائے آئی جی آئی ہولڈنگز لمیٹڈ

شمنہ سعید خان
کمپنی سیکریٹری

شیئر ہولڈرز پر کریں:

میں بذریعہ ہذا اطلاع دیتا ہوں کہ آئندہ میں اپنے منافع منقسمہ کو براہ راست اپنے بینک اکاؤنٹ میں درج ذیل تفصیل کے مطابق وصول کروں گا۔

شیئر ہولڈر کا نام :
فولیو نمبر/سی ڈی سی اکاؤنٹ نمبر :
شیئر ہولڈر کا رابطہ نمبر :
شیئر ہولڈر کا بینک اکاؤنٹ کا نام :
آئی بی اے این نمبر (نیچے درج نوٹ نمبر 1 ملاحظہ فرمائیں) :
بینک کا نام :
بینک برانچ اور ڈاک کا مکمل پتہ :
کمپیوٹرائزڈ شناختی کارڈ نمبر (کاپی منسلک کریں) :
این ٹی این (کارپوریٹ ادارے کی صورت میں) :

آگاہ کیا جاتا ہے کہ میری جانب سے فراہم کردہ مذکورہ بالا کوائف درست اور میری معلومات کے عین مطابق ہیں اور میں آئندہ ان کوائف میں کسی بھی تبدیلی کی صورت میں کمپنی/پرائیویٹ / سی ڈی سی انویسٹر اکاؤنٹ سروسز کو مطلع کرتا رہوں گا۔

کمپیوٹرائزڈ/اسمارٹ شناختی کارڈ نمبر (کاپی منسلک)

شیئر ہولڈر کے دستخط

مورخہ: _____

نوٹ:

- برائے مہربانی اپنا مکمل آئی بی اے این اپنی متعلقہ برانچ سے چیک کرنے کے بعد فراہم کریں تاکہ الیکٹرونک کریڈٹ براہ راست آپ کے بینک اکاؤنٹ میں ممکن ہو سکے۔
- نقد منافع منقسمہ کی ادائیگی صرف بینک اکاؤنٹ نمبر کی بنیاد پر عمل میں لائی جائے گی۔ کمپنی آپ کی ہدایات کے مطابق اکاؤنٹ نمبر پر انحصار کرنے کا استحقاق رکھتی ہے۔ کمپنی ایسے کسی بھی نقصان، ضیاع، مالی ذمے داری یا دعویٰ کے لئے بلواسطہ یا بلاواسطہ قطعی ذمے دار نہ ہوگی جو کسی غلطی، تاخیر ایسی کسی مالی ادائیگی کی پر فارمنس میں ناکامی کی صورت میں سامنے آئے جو ادائیگی کی غلط اور نامناسب ہدایات کی وجہ سے ہوا اور/یا کسی ایسے واقعے کے باعث پیش آئے جس پر کمپنی کا کوئی اختیار نہ ہو۔

The Company Secretary

IGI Holdings Limited
7th Floor, The Forum,
Suite No. 701-713, G-20,
Block-9, Khayaban-e-Jami, Clifton
Karachi-75600, Pakistan

AFFIX
CORRECT
POSTAGE

درخواست برائے سالانہ رپورٹ اور نوٹسز بذریعہ ڈاک

دی شیئر رجسٹرار
فیمکو شیئر رجسٹریشن سروسز (پرائیویٹ) لمیٹڈ
ایف-8، نزد ہوٹل فاران
نرسری بلاک-6، پی ای سی ایچ ایس
شاہراہ فیصل، کراچی

عزیز محترم

میں بذریعہ ہذا آپ سے درخواست کرتی/کرتا ہوں کہ آئی جی آئی ہولڈنگز لمیٹڈ کی سالانہ رپورٹ اور نوٹسز برائے 2024 کمپنیز ایکٹ 2017 کے تحت میرے درج ذیل ڈاک ایڈریس پر ارسال کئے جائیں۔

(شیئر ہولڈر کا ڈاک ایڈریس)

مذکورہ بالا ڈاک ایڈریس کمپنیز ایکٹ 2017 کے سیکشن 119 کے تحت تیار کردہ ممبران کے رجسٹر میں ریکارڈ کر لیا جائے۔ میں کمپنی اور اس کے شیئر رجسٹرار کو اپنے ڈاک ایڈریس میں کسی بھی تبدیلی کے بارے میں فوری طور پر اطلاع کر دوں گا/گی۔

منجانب

(دستخط)

شیئر ہولڈر کا نام

فولیو نمبر:

(فریکٹل شیئر ہولڈنگ کی صورت میں)

سی ڈی سی اکاؤنٹ نمبر:

نوٹ: انفرادی سی ڈی سی اکاؤنٹ ہولڈرز کو اس درخواست فارم کے ساتھ اپنے کمپیوٹرائزڈ قومی شناختی کارڈ (سی این آئی سی) کی کاپی جمع کرانی ہوگی۔

The Company Secretary

IGI Holdings Limited
7th Floor, The Forum,
Suite No. 701-713, G-20,
Block-9, Khayaban-e-Jami, Clifton
Karachi-75600, Pakistan

AFFIX
CORRECT
POSTAGE

تشکیل نیابت داری

71 واں سالانہ اجلاس عام

دی کمپنی سیکریٹری

آئی جی آئی ہولڈنگز لمیٹڈ

7 ویں منزل، دی فورم

سوئٹ نمبر 713-701، جی-20، بلاک 9

خیابان جامی، کلفٹن، کراچی-75600، پاکستان

میں / ہم ----- بابت ----- بحیثیت ممبر (ممبران) برائے آئی جی آئی ہولڈنگز لمیٹڈ اور ہولڈر بابت
----- عمومی شیئرز بمطابق شیئرز رجسٹر فلیو نمبر ----- اور / یا سی ڈی سی پارٹنر شپ ----- اور سسٹمیشن نمبر
----- بذریعہ ہذا ----- بابت ----- یا ان کی عدم حاضری پر -----
کو اپنا / ہمارا پر کسی مقرر کر رہا ہوں / کر رہے ہیں جو کمپنی کے 71 ویں سالانہ اجلاس عام بروز بدھ 30 اپریل 2025 بوقت 3:30 بجے سپر بمقام دی آئی ٹیٹ آف چارٹرڈ اکاؤنٹنٹس آف پاکستان چارٹرڈ اکاؤنٹنٹس
ایونیورسٹی، کراچی میں منعقد ہو گا۔ کسی زیر التوا تاریخ پر منعقد ہونے والے اجلاس میں میری / ہماری غیر موجودگی کی صورت میں میری / ہماری جگہ شرکت کرنے اور ووٹ دینے کے لئے بطور نیابت داری شریک ہوں گے۔

دستخط مورخہ ----- 2025

1- گواہ:

----- دستخط: -----
----- نام: -----
----- پتہ: -----
----- سی این آئی سی نمبر -----
----- پاسپورٹ نمبر -----

2- گواہ:

----- دستخط: -----
----- نام: -----
----- پتہ: -----
----- سی این آئی سی نمبر -----
----- پاسپورٹ نمبر -----

دستخط

(دستخط کمپنی میں پہلے سے موجود نمونہ
کے مطابق ہونے چاہئے)

نوٹ: نیابت داری کے موثر ہونے کے لئے لازمی ہے کہ وہ اجلاس سے کم از کم 48 گھنٹے قبل کمپنی کے شیئرز رجسٹرار کو موصول ہو جائیں۔

سی ڈی سی کے حصص یافتگان اور ان کے نمائندوں سے التماس ہے کہ وہ کمپنی کو نیابت داری فارم جمع کرانے سے قبل اپنے کمپیوٹر انزڈ قومی شناختی کارڈ یا پاسپورٹ کی مصدقہ کاپی اس نیابت داری فارم کے ساتھ لازماً منسلک کر دیں۔
سینٹرل ڈیپازٹری کمپنی (سی ڈی سی) کے پاس شیئرز جمع کرانے والے شیئرز ہولڈرز سے درخواست ہے کہ وہ تصدیق کیلئے اپنے اصل کمپیوٹر انزڈ قومی شناختی کارڈ یا پاسپورٹ کی کاپی اس کاؤنٹ نمبر ہمراہ لائیں۔

The Company Secretary

IGI Holdings Limited
7th Floor, The Forum,
Suite No. 701-713, G-20,
Block-9, Khayaban-e-Jami, Clifton
Karachi-75600, Pakistan

AFFIX
CORRECT
POSTAGE

10. ڈیویڈنڈ انکم پر ود ہولڈنگ ٹیکس:

ا۔ انکم ٹیکس آرڈینینس 2001 کے سیکشن 150 کے مطابق فائلر اور نان فائلر، شیئر ہولڈرز کے لیے بالترتیب 15 فیصد اور 30 فیصد ود ہولڈنگ ٹیکس ادا کیے جانے والے ڈیویڈنڈ پر کا لگایا جائے گا۔ تمام شیئر ہولڈرز جن کے نام فیڈرل بورڈ آف ریونیو (ایف بی آر) کی ویب سائٹ پر فراہم کردہ ایکٹو ٹیکس پیر زسٹ (اے ٹی ایل) میں درج نہیں ہیں، اس حقیقت کے باوجود فائلر کو مشورہ دیا جاتا ہے کہ وہ اپنے ناموں کو درست این ٹی این / سی این ای سی (قومی ٹیکس نمبرز) کے ساتھ 23 اپریل 2025 سے قبل اے ٹی ایل میں اندراج یقینی بنائیں۔ اس کا مقصد کمپنی کو نقد ڈیویڈنڈ کی رقم پر مطلوبہ ٹیکس کوٹتی کرنے کے قابل بنانا ہے۔ اس مناسبت سے شیئر ہولڈرز کو یہ بھی مشورہ دیا جاتا ہے کہ وہ ایف بی آر کی ویب سائٹ <http://www.fbr.gov.pk> پر دستیاب سے ٹی ایل میں اپنی متعلقہ حیثیت کو چیک کریں اور اس بات کو یقینی بنائیں کہ وہ اپنے سی این ای سی یا سپورٹ نمبر شرکت کنندہ سرمایہ کار کا اکاؤنٹ سروسز یا شیئر رجسٹرار کے ذریعے ریکارڈ کیا گیا ہے۔ فزیکل شیئر ہولڈنگ کی صورت میں (کارپوریٹ باڈیز (غیر انفرادی شیئر ہولڈرز) کو اس بات کو یقینی بنانا چاہیے کہ ان کے نام ایف بی آر کی ویب سائٹ پر موجود ای ٹی ایل میں دستیاب ہیں اور متعلقہ شراکت دار سرمایہ کار کا اکاؤنٹ سروسز کے ذریعے ریکارڈ کیے گئے ہیں یا کمپنی کے شیئر رجسٹرار کے ذریعے فزیکل شیئر ہولڈنگ کی صورت میں۔

ب۔ ایف بی آر کے مطابق مشترکہ شیئر ہولڈرز کا وٹس کی صورت میں ود ہولڈنگ ٹیکس کا تعین پر نپل شیئر ہولڈرز کے فائلر نان فائلر سٹینڈس کے ساتھ ساتھ جوائنٹ ہولڈرز کے اسٹینڈس کی بنیاد پر ان کے شیئر ہولڈنگ کے تناسب کے مطابق کیا جائے گا۔

دوسرے شیئر ہولڈرز کے ساتھ مشترکہ طور پر شیئر رکھنے والے ممبران سے درخواست کی جاتی ہے کہ وہ تحریری طور پر نپل شیئر ہولڈرز اور مشترکہ ہولڈرز کے شیئر ہولڈنگ کا تناسب کمپنی کے شیئر رجسٹرار، میسرز فیکو شیئرز رجسٹریشن سروسز پرائیویٹ لمیٹڈ کو فراہم کریں۔ اگر 23 اپریل 2025 تک کمپنی کے رجسٹرار کو مطلوبہ معلومات فراہم نہیں کی جاتی ہیں تو یہ سمجھا جائے گا کہ حصص پر نپل شیئر ہولڈرز اور جوائنٹ ہولڈرز برابر تناسب میں رکھے گئے ہیں۔

سی۔ ڈیویڈنڈ آمدنی سے ود ہولڈنگ ٹیکس چھوٹ کی اجازت صرف اس صورت میں دی جائے گی جب 23 اپریل 2025 تک کمپنی کے شیئر رجسٹرار کو درست ٹیکس اسٹینڈس کے سرٹیفکیٹ کی ایک کاپی مہیا کر دی جائے۔

ڈی۔ غیر مقامی حصص یافتگان کو انکم ٹیکس آرڈینینس، 2001 کے سیکشن 82 میں موجود تعریف کے تحت درست پاسپورٹ کی کاپی کے ساتھ اس طرح کے انڈر ٹیکنگ کا اعلامیہ کمپنی شیئر رجسٹرار کو ڈیویڈنڈ پر ٹیکس کوٹتی کے مقاصد کے لیے اپنی رہائشی حیثیت کے تعین کے لیے 23 اپریل 2025 تک جمع کرانا ہوگا۔ ممبر رجسٹرار اور کمپنی کی ویب سائٹس پر رکھے گئے معیاری فارمیٹ کا استعمال کرتے ہوئے ایک اعلامیہ بھیج سکتا ہے جیسا کہ ذیل میں بتایا گیا ہے۔

www.igiholdings.com.pk & www.famcosrs.com

11. زکوٰۃ کی کوٹتی:

زکوٰۃ کی لازمی کوٹتی سے استثنیٰ کا دعویٰ کرنے کے لیے حصص یافتگان سے درخواست کی جاتی ہے کہ وہ این بے ایس پی کے 200 روپے کے زکوٰۃ ڈیکلیریشن فارم 50- سی زبید کی ایک نوٹرائزڈ کاپی شیئر رجسٹرار کو جمع کرائیں۔ اگر حصص اسکرپ سے کم شکل میں رکھے گئے ہوں تو اس طرح کے زکوٰۃ ڈیکلیریشن فارم (50- سی زبید) کو شیئر ہولڈرز کے سی ڈی سی اکاؤنٹ میں ان کے شریک سرمایہ کار کے ذریعے اکاؤنٹ سروسز پر اپ لوڈ کیا جانا چاہیے۔

مندرجہ بالا تمام دستاویزات مکمل طور پر اوپر دستیاب ہیں۔ کسی بھی سوال / مسئلہ / معلومات کے لیے اراکین سرمایہ کار کمپنی اور یا شیئر رجسٹرار سے درج ذیل فون نمبرز اور ای میل پتوں پر رابطہ کر سکتے ہیں۔

رابطہ کار:

ایم سلمان روف (شیئر رجسٹرار)
فون: 92-21-34380101-
92-21-34384621-3

ایم ناصر اقبال (کارپوریٹ افیئرز)
فون: 111-308-308
nasir.iqbal@igi.com.pk

(ii) کارپوریت ادارے کی صورت میں بورڈ آف ڈائریکٹرز اجلاس کے وقت نامزد شخص کے دستخط کے نمونے کے ساتھ قرارداد/ پاور آف اٹارنی پیش کی جائے گی۔

(b) پراسسز کی تقرری کے لیے:

(i) انفرادی معاملے میں اکاؤنٹ ہولڈر یا ذیلی اکاؤنٹ ہولڈر اور یا وہ شخص جن کی سیکورٹیز گروپ اکاؤنٹ میں ہیں اور ان کی رجسٹریشن کی تفصیلات ضوابط کے مطابق اپ لوڈ کی گئی ہیں، مندرجہ بالا ضرورت کے مطابق پراسسز فارم جمع کرائیں گے۔

(ii) پراسسز فارم کی گواہی دو افراد دیں گے جن کے نام، پتے اور سی این ایس ایس نمبر فارم پر درج ہوں گے۔

(iii) سی این ایس ایس کی تصدیق شدہ کاپیاں یا فائدہ اٹھانے والے مالکان کے پاسپورٹ اور پراسسز فارم کے ساتھ پیش کیا جائے گا۔

(iv) پراسسز اجلاس کے وقت اپنا اصل سی این ایس ایس یا پاسپورٹ پیش کرے گا۔

(v) کارپوریت ادارے کی صورت میں بورڈ آف ڈائریکٹرز قرارداد/ پاور آف اٹارنی نمونہ دستخط کے ساتھ کمپنی کو پراسسز فارم کے ساتھ جمع کرایا جائے گا۔

5. ای میل اور QR کوڈ کے ذریعے آڈٹ شدہ مالیاتی گوشوہوں کی سرکولیشن:

کمپنیز ایکٹ 2017 کے سیکشن 223 (1) / 389 SRO مورخہ 21 مارچ 2023 کے مطابق، 31 دسمبر 2024 کو ختم ہونے والے سال کے لیے کمپنی کے آڈٹ شدہ مالیاتی گوشوارے، کوڈ اور ویب لنک سے ڈاؤن لوڈ کیا اور دیکھا جاسکتا ہے۔ QR کوڈ اشتراک کے لئے شائع کر دیا گیا ہے۔ اسے فعال QR سالانہ اجلاس عام کی اطلاع اور دیگر متعلقہ مواد کمپنی کی ویب سائٹ پر دستیاب اور بذریعہ کمپنی نے اپنی ایک جنرل میٹنگ میں ایسا کرنے مزید برآں، ممبرز کو مطلع کیا جاتا ہے کہ کمپنیز ایکٹ 2017 کے سیکشن 223 (6) اور 473 کے مطابق، جس کے تحت ای میل کے ذریعے الیکٹرانک فارمیٹ میں آڈٹ شدہ مالیاتی گوشوارے اور اجلاس کی اطلاع کی ترسیل کی اجازت دی گئی ہے۔

یہ ای میل کے ذریعے ان ممبرز کو بھیجا گیا ہے جن کی جانب سے کمپنی کو ای میل ایڈریس فراہم کیا گیا ہے اور اس لیے ای میل کے ذریعے کاپیاں وصول کرنے کے لیے ممبرز کی رضامندی کی ضرورت نہیں ہے۔

شیئر ہولڈرز اس کی ہارڈ کاپی کی درخواست کر سکتے ہیں، جو ایک ہفتے کے اندر مفت فراہم کی جائے گی، اگر شیئر ہولڈر کی جانب سے کمپنی کی ویب سائٹ پر دستیاب اسٹینڈرڈ ریگولیٹڈ فارم پر درخواست کی گئی ہو۔

6. فزیکل شیئرز کی ایک فزیکل فارم میں تبدیل کرنا:

کمپنیز ایکٹ 2017 کے سیکشن 72 کے مطابق ہر موجودہ لسٹڈ کمپنی پر لازم ہوگا کہ وہ اپنے فزیکل شیئرز کو انٹری فارم کے ساتھ اس طریقے سے تبدیل کرے جیسا کہ ایس ای سی بی کی طرف سے مطلع کیا گیا ہے۔ کمپنی نے اپنے شیئر ہولڈرز تک اخباری نوٹسز کے ذریعے رابطہ کیا ہے جن کے پاس فزیکل شیئر ہولڈنگ کی درخواست ہے۔ حصص یافتگان کو ایک بار پھر حوصلہ افزائی کی جاتی ہے کہ وہ کسی بھی بروکر یا سرمایہ کار اکاؤنٹ کے ساتھ براہ راست سی ڈی سی کے ساتھ سی ڈی سی فزیکل اکاؤنٹ کھولیں تاکہ وہ اپنے فزیکل شیئرز کو اسکرپٹ شکل میں تبدیل کر سکیں۔ یہ بہت سے طریقوں سے فائدہ مند ہے، بشمول حصص کی محفوظ تحویل اور فروخت جب بھی وہ چاہیں، پاکستان اسٹاک ایکسچینج کے موجودہ ضوابط کے مطابق فزیکل شیئرز کی اجازت نہیں ہے۔

7. الیکٹرانک موڈ کے ذریعے نقد ڈیویڈنڈ کی ادائیگی (لازی):

کمپنیز ایکٹ 2017 کے سیکشن 242 کے تحت تمام لسٹڈ کمپنیوں کے لیے لازمی ہے کہ وہ اپنے شیئر ہولڈرز کو براہ راست ان کے بینک اکاؤنٹ میں ڈیویڈنڈ وصول کرنے کے لیے الیکٹرانک موڈ کے ذریعے براہ راست حقدار شیئر ہولڈرز کے نامزد کردہ بینک اکاؤنٹ میں نقد ڈیویڈنڈ ادا کریں۔ مزید برآں کمپنیز (ڈسٹری بیوشن آف ڈیویڈنڈ ریگولیشنز 2017 کے مطابق شیئر ہولڈرز کو مشورہ دیا جاتا ہے کہ وہ اپنا سی این ایس ایس نمبر اور انٹرنیشنل بینک اکاؤنٹ نمبر (ای بی اے این) کی تفصیلات فراہم کریں، اگر انہوں نے پہلے سے ایسا نہیں کیا ہے، تو ہمارے شیئر رجسٹرار کو (اگر شیئر فزیکل شکل میں) ان کے اوپر دیئے گئے دفتری پتے پر یا متعلقہ شرکاء بروکر کے پاس (اگر حصص سی ڈی سی ایس اکاؤنٹ کے ذریعے رکھے گئے ہیں)۔ معلومات نہ ملنے کی صورت میں کمپنی ڈیویڈنڈ کی ادائیگیوں کو روکنے پر مجبور ہوگی۔

8. بغیر دعویٰ شدہ حصص / غیر ادا شدہ ڈیویڈنڈ:

وہ شیئر ہولڈرز جو اپنے ڈیویڈنڈ فزیکل / بونس حصص جمع نہیں کر سکے انہیں مشورہ دیا جاتا ہے کہ وہ کمپنیز ایکٹ 2017 کے سیکشن 244 کی تعمیل مکمل کرنے کے بعد ہمارے شیئر رجسٹرار سے رابطہ کر کے اپنے غیر دعویٰ شدہ ڈیویڈنڈ یا حصص کے بارے میں پوچھ کچھ کریں۔ مقررہ طریقہ کار، مقررہ تاریخ سے تین (3) سال یا اس سے زیادہ کی مدت کے لیے بقایا تمام ڈیویڈنڈ اور حصص غیر دعویٰ شدہ ڈیویڈنڈ کی صورت میں وفاقی حکومت کے اکاؤنٹ میں جمع کیے جائیں گے اور ایس ای سی بی کو شیئرز کی صورت میں، ڈیلیور کیے جائیں گے۔

9. درست سی این ایس ایس اور / یا این ٹی این کی کاپی جمع کرنا (لازی):

ایس ای سی بی کی ہدایات کے علاوہ، بشمول SRO 831 (1) / 2012 اور دیگر متعلقہ قواعد، الیکٹرانک ڈیویڈنڈ کی پروسیسنگ کے لیے شیئر ہولڈر کو نمبر فراہم کرنا ہوگا، سوائے نابالغ اور کارپوریت شیئر ہولڈرز کے معاملے کے۔

اس کے مطابق، انفرادی ممبران جنہوں نے ابھی تک اپنے درست سی این ایس ایس کی کاپی کمپنی کے شیئر رجسٹرار کو جمع نہیں کرائی ہے، ان سے ایک بار پھر درخواست کی جاتی ہے کہ وہ اپنے سی این ایس ایس کی کاپی جلد از جلد کمپنی کے شیئر رجسٹرار کو بھیج دیں۔

کارپوریت ممبران سے درخواست ہے کہ اپنے این ٹی این اور فولیو نمبر کے ساتھ مجاز نمائندوں کی سی این ایس ایس کاپی فراہم کریں۔

کمپنیز (ڈسٹری بیوشن آف ڈیویڈنڈ ریگولیشنز 2017 کے ریگولیشن نمبر 16 و 17 کے سیکشن 243 (3) کے مطابق کمپنی سی این ایس ایس اور / یا این ٹی این کا شیئر ہولڈر یا مجاز شخص کی عدم دستیابی کی صورت میں شیئر ہولڈرز کو ڈیویڈنڈ کی ادائیگی روکنے پر مجبور ہوگی۔

آئی جی آئی ہولڈنگز لمیٹڈ کے 71 واں سالانہ اجلاس عام کا نوٹس

بذریعہ نوٹس ہذا مطلع کیا جاتا ہے کہ آئی جی آئی ہولڈنگز لمیٹڈ (کمپنی) کا 71 واں سالانہ اجلاس عام (اے جی ایم) بدھ 30 اپریل 2025 کو سہر 3:30 بجے انسٹی ٹیوٹ آف چارٹرڈ اکاؤنٹنٹس آف پاکستان کے آڈیٹوریم، چارٹرڈ اکاؤنٹنٹس ایونیو، کنفیشن، کراچی میں منعقد ہوگا اور درج ذیل امور کی انجام دینے جائیں گے۔

عام امور:

- 1- 29 اپریل 2024 کو ہونے والے کمپنی کے سالانہ اجلاس عام (اے جی ایم) کے نکات کی توثیق۔
- 2- چیئرمین کی جائزہ رپورٹ اور اس پر ڈائریکٹرز اور آڈیٹرز کی رپورٹ کے ساتھ 31 دسمبر 2024 کو ختم ہونے والے سال کے لیے کمپنی کے اسٹینڈ اسٹون اور کنسولید بیڈ آڈٹ شدہ مالیاتی گوشواروں کو حاصل غور اور منظوری، کمپنی کی سالانہ رپورٹ بشمول آڈٹ شدہ مالیاتی بیانات اور متعلقہ رپورٹس بمعہ آڈٹ شدہ مالیاتی گوشوارے درج ذیل ویب لنک اور فعال کوڈ سے حاصل کیے جاسکتے ہیں۔
- 3- 31 دسمبر 2024 کو ختم ہونے والے مالی سال کے لیے 40 فیصد (4 روپے فی شیئر) کے حتمی نقد منافع مقرر کی ادائیگی پر غور اور منظوری جیسا کہ کمپنی کے بورڈ آف ڈائریکٹرز نے کمپنی کے شیئر ہولڈرز کو تجویز کیا ہے۔ یہ 20 فیصد (دو روپے فی شیئر) کے عبوری نقد ڈیویڈنڈ کے علاوہ ہے جو پہلے ہی سال کے دوران ادا کیا جا چکا ہے اس طرح کل 60 فیصد نقد منافع (6 روپے فی شیئر) بنتا ہے۔
- 4- سال 2025 کے لیے قانونی آڈیٹرز کی تقرری اور ان کے معاوضے کا تعین۔ موجودہ آڈیٹرز میسرز اے ایف فرگوسن اور کمپنی (چارٹرڈ اکاؤنٹنٹس)، ایسا کرنے کے اہل ہوتے ہوئے، آڈیٹر کے طور پر تقرری کے لیے رضا مندی ظاہر کی ہے اور مالی سال 2025 کے لیے بورڈ آف ڈائریکٹرز نے ان کی دوبارہ تقرری کی سفارش کی ہے۔

دیگر امور

- 5- چیئرمین کی اجازت سے دیگر امور پر کارروائی۔

از طرف بورڈ

خسرو سعید خان
کمپنی سیکریٹری

09 اپریل 2025
کراچی

نوٹس:

- 1- شیئر فرانسفربک کی بندش:
کمپنی کی شخص منتقلی کی بس 24 اپریل 2025 سے 30 اپریل 2025 (بشمول دونوں دن) بند رہیں گی۔ صرف وہی شخص جس کے نام کمپنی کے ممبران کے رجسٹر میں 23 اپریل 2025 تک موجود ہوں گے اجلاس میں شرکت کے اہل ہوں گے۔
- 2- ویڈیولنک کی سہولت کے ذریعے 71 ویں سالانہ اجلاس کی کارروائی میں شرکت:
سیکیورٹیز اینڈ ایکسچینج کمیشن آف پاکستان (ایس ای سی پی) نے وقت فوقت جاری کردہ اپنے سرکلرز کے ذریعے لسٹڈ کمپنیوں کو فزیکل اجلاس کے انعقاد کے تقاضوں کے علاوہ عملی طور پر عام اجلاس منعقد کرنے کی ہدایت کی ہے۔ اے جی ایم میں حصص یافتگان کی شرکت کو مزید آسان بنانے کے لیے کمپنی کی طرف سے درج ذیل انتظامات کیے گئے ہیں۔
- 3- اجلاس میں شرکت:
اے جی ایم میں شرکت کرنے 28 دنوں میں دلچسپی رکھنے والے شیئر ہولڈرز سے درخواست کی جاتی ہے کہ وہ اپنی تفصیلات نامزد ای میل ایڈریس agm.igiholdings@igi.com.pk پر 2025 کو کاروباری اوقات کے اختتام تک بھیج کر اپنا نام فوئیونمیری این ای سی نمبر اور ای میل درج کرائیں۔ شیئر ہولڈرز پر آئیز سے مندرجہ بالا معلومات کی وصولی پر کمپنی لاگ ان کی تفصیلات ان کے ای میل ایڈریس پر فراہم کرے گی، جس سے وہ ویڈیولنک کے ذریعے مذکورہ اے جی ایم میں شامل ہو سکیں گے۔ رجسٹرڈ شیئر ہولڈرز کو لاگ ان کی سہولت فراہم کی جائے گی۔ ویڈیولنک کے ذریعے شرکت کے لیے ممبران https://zoom.us/download کے ذریعے ایپلی کیشن / سافٹ ویئر ڈاؤن لوڈ کر سکتے ہیں اور اے جی ایم کی کارروائی میں شرکت کے لیے ویڈیولنک کے ذریعے لاگ ان کر سکتے ہیں۔
- 4- ایف اے اے میں شرکت:
جو ارکان سالانہ عام اجلاس میں شرکت اور ووٹ دینے کے اہل ہیں ان کو اپنی جانب سے کسی دوسرے شخص کو شرکت کرنے اور ووٹ دینے کے لیے بطور پراکسی مقرر کرنے کی اجازت ہے۔ نمائندہ پراکسی کو کمپنی کا رکن ہونا ضروری نہیں ہے۔ پراکسی کا تقرر کرنے والے ممبر کے ذریعہ مکمل اور دستخط شدہ پراکسی فارم کمپنی کے شیئر رجسٹرار فیمکو، شیئر رجسٹریشن سروسز (پرائیویٹ) لمیٹڈ، 8 ایف، ہوٹل فاران، نرسری بلاک 6، پی ای سی ایچ ایس، شارع فیصل کراچی کے پاس اجلاس کے لیے مقررہ وقت سے آٹھ گھنٹے قبل جمع کرائے جائیں۔
4. بی ڈی سی اکاؤنٹ ہولڈرز نان سی ڈی سی ممبران کے لیے گائیڈ لائن:
(a) اجلاس میں شرکت کے لیے:
(i) انفرادی معاملے میں اکاؤنٹ ہولڈرز یا ذیلی اکاؤنٹ ہولڈرز اور / یا وہ شخص، جن کی سیکیورٹیز گروپ اکاؤنٹ میں ہیں اور ان کی رجسٹریشن کی تفصیلات ضوابط کے مطابق اپ لوڈ کی گئی ہیں، اجلاس میں شرکت کے لیے اپنا اصل کمپیوٹر سکرین ڈیٹا کوئی شناختی کارڈ (سی این آئی سی) یا اصل پاسپورٹ دکھا کر شناخت کی تصدیق کرے گا۔

آئی جی آئی انویسٹمنٹ (پرائیویٹ) لمیٹڈ

رواں سال کے دوران، آئی جی آئی انویسٹمنٹ نے گزشتہ سال 2023ء کی اسی مدت میں 1,272 ملین روپے کے مقابلے میں 812 ملین روپے کی منافع کی آمدنی حاصل کی ہے۔ کمپنی نے 709 ملین روپے کا قبل از ٹیکس منافع حاصل کیا، جبکہ پچھلے سال یہ 4,238 ملین روپے تھا۔ بعد از ٹیکس منافع 1,137 ملین روپے رہا، جو کہ 2023 میں 2,787 ملین روپے تھا۔ فی شیئر آمدنی 2023 میں یہ 23.5 روپے کے برخلاف 9.6 روپے رہی۔

آئی جی آئی فنانکس سکیورٹیز لمیٹڈ

رواں سال کے دوران، آئی جی آئی فنانکس سکیورٹیز نے 2023ء کے اسی عرصے میں 621 ملین روپے کے مقابلے میں 659 ملین روپے کی انتظامی آمدنی حاصل کی ہے۔ کمپنی نے 230 ملین روپے کا بعد از ٹیکس منافع حاصل کیا، جو کہ 2023 میں 307 ملین روپے تھا۔


آئی جی آئی لائف

رواں سال کے دوران، آئی جی آئی لائف نے 13,095 ملین روپے کا مجموعی پریمیم آمدنی (بشمول تکافل زرتعاون) ریکارڈ کی، جو کہ 2023 میں 7,686 ملین روپے تھی، جس میں 70 فیصد اضافہ ہوا ہے۔

آئی جی آئی لائف نے 2023 میں 143 ملین روپے (بشمول قانونی فنڈز کے سرپلس/خسارے) کے مقابلے میں رواں سال 279 ملین روپے کا بعد از ٹیکس منافع حاصل کیا۔

ہم اپنے کاروباری شراکت داروں اور تمام اسٹیک ہولڈرز کی طرف سے توسیع کی حمایت اور سرپرستی کے ساتھ ساتھ اپنے ملازمین کی محنت اور لگن کی قدر کرتے ہیں۔


منجانب بورڈ آف ڈائریکٹرز



سید حیدر علی

چیف ایگزیکٹو آفیسر

لاہور: 24 مارچ 2025ء



سید بابر علی

چیئرمین

لاہور: 24 مارچ 2025ء

31 دسمبر 2024ء کو ختم ہونے والے سال کیلئے مشترکہ مالیاتی گوشوارے پر ڈائریکٹرز کی رپورٹ بنام حصص یافتگان

بورڈ کی جانب سے، میں آئی جی آئی ہولڈنگز لمیٹڈ ("آئی جی آئی ہولڈنگز") اور اس کی ذیلی کمپنیوں، بشمول آئی جی آئی لائف انشورنس لمیٹڈ (آئی جی آئی لائف)، آئی جی آئی جنرل انشورنس لمیٹڈ (آئی جی آئی جنرل انشورنس)، آئی جی آئی انویسٹمنٹس (پرائیویٹ) لمیٹڈ (آئی جی آئی انویسٹمنٹس)، اور آئی جی آئی فنانیکس سیکورٹیز لمیٹڈ (آئی جی آئی فنانیکس) ("ذیلی کمپنیاں") (اجتماعی طور پر "گروپ" کہا جاتا ہے) کی 31 دسمبر 2024ء کو ختم ہونے والے سال کے لئے مشترکہ مالی گوشوارے پیش کرتے ہوئے انتہائی مسرت محسوس کر رہا ہوں۔

گروپ کارکردگی کا جائزہ:

2023	2024	
-----(روپے ہزار میں)----		
5,753,735	1,963,603	منافع قبل از ٹیکس
(1,842,095)	(1,219,360)	ٹیکس کاری
3,911,640	744,243	منافع بعد از ٹیکس
		منافع/(نقصان) سے منسوب:
3,886,944	695,976	مرکزی کمپنی کے ایکویٹی ہولڈرز
24,696	48,267	غیر کنٹرول شدہ مفاد کے حاملین
3,911,640	744,243	

2023	2024	
-----(روپے ہزار میں)----		
27.25	4.88	آمدنی فی حصص (روپے)
رواں سال کے دوران، گروپ نے 2023ء کے اسی عرصے کے دوران حاصل ہونے والے 3,912 ملین روپے کے مقابلے میں 744 ملین روپے بعد از ٹیکس منافع حاصل کیا ہے، جو 81 فیصد کی کمی کو ظاہر کرتا ہے۔ یہ کمی ایسوسی ایٹس سے حاصل ہونے والے منافع میں کمی کی وجہ سے واقع ہوئی ہے۔		

گروپ نے 2023ء کے اسی عرصے کے دوران 27.25 روپے کی آمدنی کے مقابلے میں رواں سال 4.88 روپے فی حصص آمدنی (EPS) حاصل کی۔

ذیلی کمپنیوں کی مالی جھلکیاں درج ذیل ہیں:

آئی جی آئی جنرل انشورنس لمیٹڈ

موجودہ مدت کے دوران، آئی جی آئی جنرل نے گزشتہ سال کی اسی مدت کے دوران 14,332 ملین روپے کے مقابلے میں 16,053 ملین روپے کا مجموعی تحریری پریمیم (جس میں ٹرانزیکشنز کا تعاون بھی شامل ہے) حاصل کیا۔ گزشتہ سال کے اسی مدت کے دوران نیٹ پریمیم بھی 4,482 ملین روپے تھا جو کہ بڑھ کر 4,866 ملین روپے ہو گیا ہے۔ گزشتہ سال 2023 کے نیٹ کلیمز کی مالیت 1,952 ملین روپے کے مقابلے میں بڑھ کر 2,235 روپے رہے۔ آئی جی آئی جنرل نے 813 ملین روپے کی سرمایہ کاری کی آمدنی حاصل کی، جو کہ 2023 میں 509 ملین روپے تھی۔

اس کے نتیجے میں، کمپنی نے بعد از ٹیکس منافع 1,243 ملین روپے حاصل کیا، جبکہ 2023 میں یہ 674 ملین روپے تھا۔

ڈائریکٹرز کے نام	حاضری
محترمہ صاحبہ امین خواجہ	1
جناب شمیم احمد خان	-
سید شاہد علی شاہ	1
سید حیدر علی	1

HR&RC نے ان ڈائریکٹرز کو غیر حاضری کی رخصت کی منظوری دی جو اجلاس میں شرکت نہیں کر سکتے تھے۔

آڈیٹرز

موجودہ آڈیٹرز میسرز اے ایف فرگوسن اینڈ کمپنی، چارٹرڈ اکاؤنٹنٹس 71 ویں سالانہ اجلاس عام کے اختتام پر سبکدوش ہو رہے ہیں اور انہوں نے خود کو دوبارہ تقرری کے لئے پیش کیا ہے اور آڈٹ کمیٹی کی سفارش کی بنیاد پر بورڈ نے ان کی دوبارہ تقرری کی توثیق کی ہے۔

شیئر ہولڈنگ کا طریقہ کار

31 دسمبر 2024 تک مخصوص کلاس کے شیئر ہولڈرز کے شیئر ہولڈنگ کے انداز کا بیانیہ، جن کا انکشاف رپورٹنگ فریم ورک کے تحت ضروری ہے، ضمیمہ میں شامل شیئر ہولڈرز کی معلومات میں شامل ہے۔

مستقبل کا جائزہ:

مشکل معاشی حالات کے پیش نظر، بورڈ نے شیئر ہولڈرز کی قدر کے تحفظ کے لیے ہولڈنگ کمپنی اور اس کی ذیلی کمپنیوں کی سطح پر رسک مینجمنٹ کے اقدامات نافذ کیے ہیں۔ میکرو اکنامک غیر یقینی صورتحال کے باوجود، ہم پر عزم ہیں کہ ہمارے ذیلی ادارے مستقبل میں یکساں اور منافع بخش نمو فراہم کریں گے۔

اعتراف

ہم اپنے شیئر ہولڈرز، ملازمین، صارفین اور کاروباری شراکت داروں کا دل کی گہرائیوں سے شکریہ ادا کرتے ہیں جنہوں نے ہم پر اعتماد کیا اور مسلسل حمایت فراہم کی۔ ان کے اعتماد نے ہماری ترقی اور کامیابی میں اہم کردار ادا کیا ہے۔

سید حیدر علی

چیف ایگزیکٹو آفیسر

لاہور: 24 مارچ 2025ء

برائے اور منجانب بورڈ

سید بابر علی

چیئر مین

لاہور: 24 مارچ 2025ء

- CCG ریگولیشنز میں موجود قواعد و ضوابط کے مطابق، بورڈ ڈائریکٹرز کے تربیتی پروگرام کے تقاضوں کی تعمیل کر رہا ہے۔

- ڈائریکٹرز اور ان کی شریک حیات کے ذریعہ کمپنی کے حصص میں کی گئی تجارت کا ذکر مندرجہ ذیل ہے:

ڈائریکٹرز اور ان کی شریک حیات:

سید بابر علی	881,050	حصص خریدے اور گفٹ کئے
مسز پروین بابر علی	53,000	حصص خریدے
محترمہ سیدہ نگت علی	20,000	حصص خریدے

رواں سال کے دوران سی ایف او، کمپنی سیکریٹری اور ایگزیکٹوز نے کمپنی کے حصص میں تجارت نہیں کی۔

- ٹیکسوں اور محصولات کے بارے میں معلومات مالیاتی رپورٹ میں درج ہیں۔
- بورڈ نے رواں سال کے دوران پانچ اجلاس منعقد کیے اور ہر ممبر کی حاضری درج ذیل کے مطابق رہی:

ڈائریکٹرز کے نام	حاضری
سید بابر علی	4
جناب شمیم احمد خان	5
سید یاور علی	5
سید شاہد علی شاہ	4
سید حیدر علی (CEO)	4
جناب علی احسن	5
محترمہ سائمہ امین خواجہ	4

بورڈ نے ان ڈائریکٹرز کو غیر حاضری کی رخصت کی منظوری دی جو بورڈ کے اجلاسوں میں شرکت نہیں کر سکتے تھے۔

آڈٹ کمیٹی نے رواں سال کے دوران چار اجلاس منعقد کیے اور ہر ممبر کی حاضری درج ذیل کے مطابق رہی:

ڈائریکٹرز کے نام	حاضری
جناب شمیم احمد خان	4
سید یاور علی	4
جناب علی احسن	4

HR&RC نے رواں سال کے دوران ایک اجلاس منعقد کیا۔ ہر ممبر کی حاضری درج ذیل کے مطابق رہی:

کارپوریٹ اور فنانشل رپورٹنگ کا فریم ورک آپ کی کمپنی کے ڈائریکٹرز کی رائے میں:

- کمپنی کی انتظامیہ کی جانب سے تیار کردہ مالیاتی گوشوارے، کمپنی کے امور و معاملات، اس کے انتظامات کے نتائج، کیش فلو اور ایکویٹی میں تبدیلی کو غیر جانبدارانہ اور شفاف انداز میں پیش کیا گیا ہے۔
- کمپنی کے کھاتوں کی کتب کو باقاعدگی سے برقرار رکھا گیا ہے۔
- مالیاتی گوشواروں کی تیاری میں موزوں اکاؤنٹنگ پالیسیز کا اطلاق کیا گیا ہے اور تمام تخمینوں کو معقول اور محتاط فیصلوں کی بنیاد پر مرتب کیا گیا ہے۔
- ان مالیاتی گوشواروں کو پاکستان میں لاگو ہونے والے کمپنیز ایکٹ 2017ء اور انٹرنیشنل فنانشل رپورٹنگ اسٹینڈرز کے اصولوں کے مطابق تیار کیا گیا ہے اور کسی قسم کی کوئی روگردانی نہیں کی گئی ہے۔
- انٹرنل کنٹرول سسٹم نظام کے لحاظ سے مرتب، متوازن اور موثر انداز میں نافذ العمل ہے اس کی نگرانی بھی کی جاتی ہے۔
- کمپنی کے انتظامات کو مستقبل میں بھی جاری و ثاری رکھنے کیلئے کمپنی کی صلاحیتوں میں کوئی شک نہیں ہے۔
- کارپوریٹ گورننس کی بیسٹ پریکٹس سے انحراف یا روگردانی نہیں کی گئی، جیسا کہ ریگولیشنز میں واضح کیا گیا ہے۔
- گزشتہ چھ سالوں کی کلیدی انتظامی اور مالیاتی اعداد و شمار کی اختصاری رپورٹ اس سالانہ رپورٹ کے ساتھ منسلک ہے۔
- جہاں ٹیکس، ڈیویڈنڈ، چارجز اور محصولات کی مد میں کسی قسم کی قانونی ادائیگیاں واجب الادا ہیں، ان کی رقم بشمول مختصر وضاحت کو ان مالیاتی گوشواروں کا حصہ بنایا گیا ہے۔
- اہم منصوبے اور احکامات، جیسے کارپوریٹ کی تنظیم نو، کاروبار میں توسیع اور آپریشنز کی بندش بشمول مستقبل کے امکانات، خطرات اور غیر یقینی صورتحال، اگر کوئی ہے تو انہیں سالانہ رپورٹ میں شامل کیا گیا ہے۔
- آئی جی آئی ہولڈنگز اور اس کے ذیلی ادارے اپنے ملازمین اور قریبی کمیونٹی کی صحت، حفاظت اور دفتری ماحول کی بہتری کیلئے اقدامات پر عمل درآمد کیلئے کوشاں ہیں۔
- آئی جی آئی ہولڈنگز اور اس کے ذیلی ادارے معاشرے کے غیر مراعات یافتہ طبقات کو تعلیم اور صحت کی سہولت فراہم کرنے کے اسباب پر عملدرپیر ہیں۔ ایسی سہولیات فراہم کرنے والے اداروں کو، متعلقہ بورڈز کی منظوری کے تحت عطیات کی فراہمی کی جاتی ہے۔
- کمپنی کے بورڈ آف ڈائریکٹرز کے پاس بورڈ اور کمیٹیوں کی کارکردگی کی سالانہ تشخیص کیلئے ایک منظور شدہ طریقہ کار موجود ہے، جو کہ CCG ریگولیشنز میں موجود طریقہ کار کے مطابق ہے۔ بورڈ آف ڈائریکٹرز اور بورڈ کمیٹیاں سالانہ بنیاد پر یہ مشقیں کرتی ہیں۔

ترتیب	
خود مختار ڈائریکٹرز	2
نان ایگزیکٹو ڈائریکٹرز	4
ایگزیکٹو ڈائریکٹر/سی ای او	1
خواتین ڈائریکٹرز (بشمول خود مختار ڈائریکٹرز)	1

مورخہ 31 دسمبر 2024ء تک ڈائریکٹرز کے نام درج ذیل ہیں:

سید بابر علی	چیئر مین، نان ایگزیکٹو ڈائریکٹر
جناب شمیم احمد خان	نان ایگزیکٹو ڈائریکٹر
سید یاور علی	نان ایگزیکٹو ڈائریکٹر
سید شاہد علی شاہ	نان ایگزیکٹو ڈائریکٹر
سید حیدر علی	ایگزیکٹو ڈائریکٹر/ چیف ایگزیکٹو آفیسر (CEO)
جناب علی احسن	خود مختار ڈائریکٹر
محترمہ صائمہ امین خواجہ	خود مختار ڈائریکٹر

بورڈ نے مندرجہ ذیل ڈائریکٹرز پر مشتمل آڈٹ اور ہیومن ریسورسز اینڈ ریمونریشن کمیٹی (HR&RC) کمیٹی بھی تشکیل دی ہے۔

آڈٹ کمیٹی	ہیومن ریسورسز اور ریمونریشن کمیٹی
جناب علی احسن، چیئر مین	محترمہ صائمہ امین خواجہ، چیئر پرسن
جناب شمیم احمد خان، ممبر	جناب شمیم احمد خان، ممبر
سید یاور علی، ممبر	سید شاہد علی شاہ، ممبر
	سید حیدر علی، ممبر

ڈائریکٹرز کا معاوضہ

بورڈ نے ڈائریکٹرز کی معاوضہ پالیسی کی باضابطہ منظوری دی ہے۔ اس پالیسی کا مقصد غیر ایگزیکٹو ڈائریکٹرز کی جانب سے فراہم کردہ اضافی/تکنیکی خدمات کے معاوضے کے تعین کے ساتھ ڈائریکٹرز کے معاوضے کو مقرر کرنے کیلئے ایک شفاف طریقہ کار کو مرتب کرنا ہے۔ طے شدہ معاوضے پر نظر ثانی کا فیصلہ وقتاً فوقتاً بورڈ آف ڈائریکٹرز کے ذریعہ HR&RC کمیٹی کی سفارش پر کیا جائے گا۔

کمپنی کا متحرک انداز، جو مارکیٹ کے حالات کا بروقت تجزیہ اور فوری رد عمل یقینی بناتا ہے، اسے مؤثر طریقے سے خطرات کا انتظام کرنے، کاروباری تسلسل برقرار رکھنے اور طویل مدتی استحکام کو یقینی بنانے میں مدد دیتا ہے۔

سرمایہ انتظام اور لیکویڈیٹی

کمپنی اپنے معاہدوں کے برخلاف اپنے اثاثوں کے مماثلت کے ساتھ اپنے سرمایہ کاری میں تنوع اور کریڈٹ کی کوالٹی کی فعال طور پر منظم نگرانی کرتی ہے۔ بحیثیت ایک ہولڈنگ کمپنی اس کی آمدنی کا سب سے بڑا ذریعہ منافع منقسمہ ہے، جس کا استعمال مستقبل میں ہونے والی سرمایہ کاری کے ذریعے حصص یافتگان کیلئے منافع کے حصول اور مالی معاہدوں کی تکمیل کے بعد حصص یافتگان کو معقول ادائیگی کو برقرار رکھنے کیلئے استعمال کیا جاتا ہے۔

متعلقہ فریقوں سے لین دین

کمپنیز ایکٹ 2017ء کی دفعہ 208 اور کمپنیز (متعلقہ پارٹی ٹرانزیکشنز اور متعلقہ ریکارڈوں کی بحالی) ریگولیشنز 2018ء کے تحت، آپ کی کمپنی نے مندرجہ ذیل نکات پر عمل کیا ہے:

- (1) بورڈ نے باضابطہ طور پر منظور شدہ متعلقہ فریقوں سے لین دین کی پالیسی مرتب کی ہے،
- (2) متعلقہ فریقوں سے لین دین کیلئے بطور "آرم لینتھ لین دین" درجہ بندی کیلئے شرائط مرتب کی ہیں، اور
- (3) متعلقہ فریقوں سے لین دین کی تفصیلات ڈائریکٹرز کی منظوری کیلئے پیش کی گئیں۔

کارپوریٹ گورننس کے ضابطہ کی تعمیل

سیکیورٹیز اینڈ ایکسچینج کمیشن آف پاکستان (SECP) کی جانب سے جاری کردہ لسٹڈ کمپنیز (کارپوریٹ گورننس کا ضابطہ) ریگولیشنز 2019 (CCG) ریگولیشنز) کمپنی پر لاگو ہوتے ہیں، اور ان کے تمام تقاضوں کی مکمل تعمیل کی گئی ہے۔ اس حوالے سے ایک بیان ضمیمہ میں شامل ہے۔

قابل غور اور اہم تبدیلیاں

31 دسمبر 2023ء کے بعد کوئی اہم یا ضروری تبدیلی نہیں آئی ہے اور کمپنی نے کسی معاہدے کو منظور نہیں کیا ہے، جو مذکورہ تاریخ پر اس کی مالیاتی حیثیت کو متاثر کرے ماسوائے وہ مزید معلومات جو مورخہ 31 دسمبر 2024ء کو ختم ہونے والے سال کے کمپنی کے آڈٹ شدہ مالی گوشواروں میں درج ہیں۔

بورڈ آف ڈائریکٹرز

آئی جی آئی ہولڈنگز کے بورڈ آف ڈائریکٹرز سات ارکان پر مشتمل ہے، جن میں چیئرمین اور چیف ایگزیکٹو آفیسر (CEO) بھی شامل ہیں:

ڈائریکٹرز کی کل تعداد	
مرد	6
خواتین	1

ڈائریکٹر پورٹ برائے حصص یافتگان

آئی جی آئی ہولڈنگز لمیٹڈ ("آئی جی آئی ہولڈنگز") کے بورڈ آف ڈائریکٹرز کو یہ سالانہ رپورٹ، مع آڈٹ شدہ مالیاتی گوشواروں کے، سال 31 دسمبر 2024 کو ختم ہونے والے سال کے لیے پیش کرتے ہوئے خوشی محسوس ہو رہی ہے۔

آئی جی آئی ہولڈنگز بحیثیت ایک ہولڈنگ کمپنی کام کر رہی ہے اور اپنے حصص یافتگان کیلئے اپنے ذیلی اداروں، جن میں آئی جی آئی انویسٹمنٹس (پرائیویٹ) لمیٹڈ، آئی جی آئی جنرل انشورنس لمیٹڈ، آئی جی آئی لائف انشورنس لمیٹڈ، اور آئی جی آئی فائیننس سکیورٹیز لمیٹڈ شامل ہیں، سے منافع حاصل کرتی ہے۔ کمپنی کی بنیادی آمدنی کا ذریعہ ڈیویڈنڈ انکم ہے، جو اس کے تحت اس کی آمدنی کا طریقہ ذیلی اداروں کے منافع کی تقسیم کے طریقہ کار کی پیروی کرتا ہے۔

کمپنی کی کارکردگی کا جائزہ:

----- (روپے ہزاروں میں) -----

سال ختمہ	سال ختمہ	
31 دسمبر 2023ء	31 دسمبر 2024ء	
1,586,378	1,626,621	انتظامی محصول
1,247,284	1,336,325	انتظامی آمدنی
1,253,080	1,332,653	منافع قبل از ٹیکس
64,529	19,173	ٹیکس کاری
1,317,609	1,351,826	منافع بعد از ٹیکس

9.24

9.48

آمدنی فی حصص (روپے)۔ (بنیادی اور ڈائیوڈنڈ)

آپریٹنگ آمدنی میں سال کے دوران 7 فیصد اضافہ ہوا ہے، جو کہ 1,336 ملین روپے تک پہنچ گئی ہے، جبکہ 2023 میں 1,247 ملین روپے کی آمدنی ہوئی تھی۔ اسی طرح، بعد از ٹیکس منافع 1,352 ملین روپے رہا، جو کہ 2023 میں 1,318 ملین روپے کے مقابلے میں زیادہ ہے۔

اختصاصات کمپنی نے سال کے دوران 1,352 ملین روپے کا منافع حاصل کیا ہے، جس کے پیش نظر ڈائریکٹرز نے حتمی نقد ڈیویڈنڈ 40 فیصد (یعنی 4 روپے فی شیئر) کی سفارش کی ہے (2023 میں: 40 فیصد، 4 روپے فی شیئر تھی)۔ اس کے مطابق، کمپنی نے حتمی نقد ڈیویڈنڈ کی ادائیگی کے لیے 570.5 ملین روپے مختص کیے ہیں (2023 میں: 570.5 ملین روپے تھے)۔ یہ مذکورہ 20 فیصد عبوری ڈیویڈنڈ (2 روپے فی شیئر) کے علاوہ ہے، جو سال کے دوران پہلے ہی تقسیم کیا جا چکا ہے (2023 میں: 20 فیصد، 2 روپے فی شیئر تھا)۔

خطرات کی تخفیف اور ادراک

بورڈ آف ڈائریکٹرز اور آڈٹ کمیٹی کمپنی کو درپیش خطرات کا باقاعدگی سے جائزہ لیتے ہیں، ان کے ممکنہ اثرات اور وقوع پذیر ہونے کے امکانات کا تجزیہ کرتے ہیں۔ خطرات کو کم کرنے کے لیے کیے گئے اقدامات کی نگرانی سینئر مینجمنٹ ٹیم کرتی ہے، جس کی قیادت چیف ایگزیکٹو آفیسر کرتے ہیں۔

مجھے آئی جی آئی ہولڈنگز لمیٹڈ کی تمام ذیلی کمپنیوں کی شاندار کارکردگی پر خوشی ہے، جس نے 2024 میں کمپنی کی مجموعی کامیابی میں نمایاں کردار ادا کیا۔ بطور ہولڈنگ کمپنی، آئی جی آئی ہولڈنگز لمیٹڈ اپنی ذیلی کمپنیوں آئی جی آئی انویسٹمنٹس (پرائیویٹ) لمیٹڈ، آئی جی آئی جنرل انشورنس لمیٹڈ، آئی جی آئی لائف انشورنس لمیٹڈ، اور آئی جی آئی فیکٹس سیکورٹیز لمیٹڈ کے ذریعے اپنے شیئر ہولڈرز کے مفاد میں لیے قدر فراہم کرتی رہے گی۔


منافع منقسمہ آمدنی کمپنی کی آمدنی کا ایک اہم ذریعہ ہے اور اس کے تحت اس کی آمدنی کا طریقہ ذیلی اداروں کے منافع کی تقسیم کے طریقہ کار کی پیروی کرتا ہے۔

بورڈ آف ڈائریکٹرز کی تشکیل مختلف پس منظر اور کاروبار، مالیات، انشورنس اور قانونی کے شعبوں میں بھرپور تجربے کا مرکب ہے۔ بورڈ انتظامیہ کو حکمت عملی کے ساتھ ساتھ رہنمائی بھی فراہم کرتا ہے۔ بورڈ انتظامیہ کی جانب سے ریگولیٹری تقاضوں کی تعمیل کو بھی یقینی بناتا ہے۔ جیسا کہ ضابطہ کار پورٹ گورننس کے ضوابط کے تحت ضروری ہے، بورڈ اپنے تیار کردہ میکانزم کے ذریعے اپنی کارکردگی کا خود جائزہ لیتا ہے، جبکہ چیرمین ہر ڈائریکٹر کی کارکردگی کا جائزہ لیتے ہیں۔

بورڈ کو اس کی کمیٹیوں کی معاونت حاصل ہے۔ آڈٹ کمیٹی مالیاتی گوشواروں کا جائزہ لیتی ہے اور اس بات کو یقینی بناتی ہے کہ یہ کمپنی کی مالی حیثیت کی منصفانہ نمائندگی کرتے ہیں۔ یہ اندرونی کنٹرول کی تاثیر کو بھی یقینی بناتا ہے۔ ہیومن ریسورس اینڈ ریمونریشن کمیٹی ٹیلنٹ ڈویلپمنٹ اور معاوضے کی حکمت عملیوں کا انتظام کرتی ہے۔ ہر ذیلی کمپنی کا اپنا الگ بورڈ آف ڈائریکٹرز اور خصوصی کمیٹیاں موجود ہیں۔

میں کمپنی اور اس کی تمام ذیلی کمپنیوں کی مسلسل ترقی اور کامیابی کے لیے نیک خواہشات کا اظہار کرتا ہوں۔ اللہ ہمیں مستقبل میں مزید بڑی کامیابیوں کی طرف گامزن کرے۔

منجانب بورڈ آف ڈائریکٹرز



سید بابر علی

چیرمین

لاہور: 24 مارچ، 2025

IGI

Holdings

IGI Holdings Limited

Registered & Head Office
7th Floor, The Forum, Suite 701-713, G-20, Block 9,
Khayaban-e-Jami, Clifton, Karachi - 75600, Pakistan.
Phone: 111-308-308

www.igiholdings.com.pk